

*SCONTRACT DOCUMENTS FOR
THE CONSTRUCTION OF*

CONSTRUCT T-HANGAR TAXILANES

***CORNING-PAINTED POST AIRPORT
TOWN OF ERWIN
STEUBEN COUNTY, NEW YORK***

*FEDERAL AVIATION ADMINISTRATION
AIRPORT IMPROVEMENT PROGRAM
PROJECT NO. 3-36-0193-25-19*

*NEW YORK STATE STATE DEPARTMENT OF TRANSPORTATION
PROJECT NO. 6908.25*

BID SET

Prepared By:

*PASSERO ASSOCIATES
242 W. Main Street, Suite 100
Rochester, NY 14614*

*CONTRACT DOCUMENTS FOR
THE CONSTRUCTION OF*

CONSTRUCT T-HANGAR TAXILANES

***CORNING-PAINTED POST AIRPORT
TOWN OF ERWIN
STEUBEN COUNTY, NEW YORK***

*FAA AIP NO. 3-36-0193-25-19
NEW YORK STATE DOT PROJECT NO. 6908.25*

March 2020

*PASSERO ASSOCIATES
242 W. Main Street, Suite 100
Rochester, NY 14614*

Allison Lia, P.E. – NY P.E. Lic. No. 091773

**NO ALTERATIONS PERMITTED HEREIN
EXCEPT AS PROVIDED UNDER SECTION 7209
SUBDIVISION 2 OF THE NEW YORK STATE EDUCATION LAW.**

TABLE OF CONTENTS

ADVERTISEMENT

BID

AGREEMENT

GENERAL PROVISIONS

Section 10	-	Definition of Terms
Section 20	-	Proposal Requirements and Conditions
20-01	-	Advertisement-Notice to Bidders
20-02	-	Qualification of Bidders
20-03	-	Contents of Proposal Forms
20-04	-	Issuance of Proposal Forms
20-05	-	Interpretation of Estimated Proposal Quantities
20-06	-	Examination of Plans, Specifications, and Site
20-07	-	Preparation of Proposal
20-08	-	Responsive and Responsible Bidder
20-09	-	Irregular Proposals
20-10	-	Bid Guarantee
20-11	-	Delivery of Proposal
20-12	-	Withdrawal or Revision of Proposals
20-13	-	Public Opening of Proposals
20-14	-	Disqualification of Bidders
20-15	-	Discrepancies and Omissions
Section 30	-	Award and Execution of Contract
30-01	-	Consideration of Proposals
30-02	-	Award of Contract
30-03	-	Cancellation of Award
30-04	-	Return of Proposal Guaranty
30-05	-	Requirements of Contract Bonds
30-06	-	Execution of Contract
30-07	-	Approval of Contract
30-08	-	Failure to Execute Contract
Section 40	-	Scope of Work
40-01	-	Intent of Contract
40-02	-	Alteration of Work and Quantities
40-03	-	Omitted Items
40-04	-	Extra Work
40-05	-	Maintenance of Traffic
40-06	-	Removal of Existing Structures
40-07	-	Rights In and Use of Materials Found In the Work
40-08	-	Final Clean-Up

Section 50	-	Control of Work
50-01	-	Authority of the Resident Project Representative (RPR)
50-02	-	Conformity with Plans and Specifications
50-03	-	Coordination of Contract, Plans, and Specifications
50-04	-	List of Special Provisions
50-05	-	Cooperation of Contractor
50-06	-	Cooperation Between Contractors
50-07	-	Construction Layout and Stakes
50-08	-	Authority and Duties of Quality Assurance (QA) Inspectors
50-09	-	Inspection of the Work
50-10	-	Removal of Unacceptable and Unauthorized Work
50-11	-	Load Restrictions
50-12	-	Maintenance During Construction
50-13	-	Failure to Maintain the Work
50-14	-	Partial Acceptance
50-15	-	Final Acceptance
50-16	-	Claims for Adjustment and Disputes
Section 60	-	Control of Materials
60-01	-	Source of Supply and Quality Requirements
60-02	-	Samples, Tests, and Cited Specifications
60-03	-	Certification of Compliance/Analysis (COC/COA)
60-04	-	Plant Inspection
60-05	-	Engineer/Resident Project Representative (RPR) Field Office
60-06	-	Storage of Materials
60-07	-	Unacceptable Materials
60-08	-	Owner Furnished Materials
Section 70	-	Legal Relations and Responsibility to Public
70-01	-	Laws to be Observed
70-02	-	Permits, Licenses, and Taxes
70-03	-	Patented Devices, Materials, and Processes
70-04	-	Restoration of Surfaces Disturbed by Others
70-05	-	Federal Participation
70-06	-	Sanitary, Health, and Safety Provisions
70-07	-	Public Convenience and Safety
70-08	-	Construction Safety and Phasing Plan (CSPP)
70-09	-	Use of Explosives
70-10	-	Protection and Restoration of Property and Landscape
70-11	-	Responsibility for Damage Claims
70-12	-	Third Party Beneficiary Clause
70-13	-	Opening Sections of the Work to Traffic
70-14	-	Contractors Responsibility for Work
70-15	-	Contractors Responsibility for Utility Service and Facilities of Others
70-15.1	-	FAA Facilities and Cable Runs
70-16	-	Furnishing Rights-of-Way
70-17	-	Personal Liability of Public Officials
70-18	-	No Waiver of Legal Rights
70-19	-	Environmental Protection
70-20	-	Archaeological and Historical Findings
70-21	-	Insurance Requirements

Section 80	-	Execution and Progress
80-01	-	Subletting of Contract
80-02	-	Notice to Proceed (NTP)
80-03	-	Execution and Progress
80-04	-	Limitation of Operations
80-04.1	-	Operational Safety on Airport During Construction
80-05	-	Character of Workers, Methods, and Equipment
80-06	-	Temporary Suspension of the Work
80-07	-	Determination and Extension of Contract Time
80-07.1	-	Contract Time Based on Working Days
80-07.2	-	Contract Time Based on Calendar Days
80-07.3	-	Contract Time Based on Specific Completion Date
80-08	-	Failure to Complete on Time
80-09	-	Default and Termination of Contract
80-10	-	Termination for National Emergencies
80-11	-	Work Area, Storage Area and Sequence of Operation
Section 90	-	Measurement and Payment
90-01	-	Measurement of Quantities
90-02	-	Scope of Payment
90-03	-	Compensation for Altered Quantities
90-04	-	Payment for Omitted Items
90-05	-	Payment for Extra Work
90-06	-	Partial Payments
90-07	-	Payment for Materials on Hand
90-08	-	Payment of Withheld Funds
90-09	-	Acceptance and Final Payment
90-10	-	Construction Warranty
90-11	-	Contractor Final Project Documentation

SPECIAL PROVISIONS

1. Addenda and Interpretation
2. Requirements for Corporation, Firm, Partnership or Individual from Different States
3. Power of Attorney
4. Debris
5. Subsurface Conditions
6. Shop and Setting Drawings
7. Electrical Shop Drawings
8. Shop Drawing Approval Procedure
9. Removal of Water
10. Sheeting and Bracing
11. Nuclear Gages
12. Sales Tax Exemption
13. Security for Construction Warranty
14. Construction Documents
15. Extra Work Cost Basis

ATTACHMENTS

FAA ADVISORY CIRCULAR – 150/5370-2G – OPERATIONAL SAFETY ON AIRPORTS DURING CONSTRUCTION

REQUIRED CONTRACT PROVISIONS FOR AIRPORT IMPROVEMENT PROGRAM AND FOR OBLIGATED SPONSORS

CONSTRUCTION SAFETY AND PHASING PLAN

WAGE RATES

TECHNICAL SPECIFICATIONS

Item Number	Description
C-102	- Temporary Air and Water Pollution, Soil Erosion, and Siltation Control
C-105	- Mobilization
D-701	- Pipe for Storm Drains and Culverts
D-705	- Pipe Underdrains for Airports
D-751	- Manholes, Catch Basins, Inlets and Inspection Holes
L-125	- Installation of Airport Lighting Systems
M-100	- Maintenance and Protection of Traffic
P-152	- Excavation, Subgrade and Embankment
P-209	- Crushed Aggregate Base Course
P-403	- Asphalt Pavement
P-603	- Emulsified Asphalt Tack Coat
P-620	- Runway and Taxiway Marking
S-126	- Project Survey and Stakeout
T-900	- Turf Restoration

DRAWINGS

Drawing Number	Title
C-000	Cover Sheet
C-001	Index Sheet
C-002	General & Survey Control Plan
C-031	Construction Safety and Phasing Plan
C-101	Site Plan
C-161	Pavement Marking Plan
C-201	Grading Plan
C-202	Pipe Profiles
C-301	Typical Sections
C-501	Details

END OF SECTION

TOWN OF ERWIN INDUSTRIAL DEVELOPMENT AGENCY

310 Town Center Road
Painted Post, NY 14870
607-962-7021

.....
LEGAL NOTICE
.....

NOTICE TO BIDDERS

The Town of Erwin Industrial Development Agency (TEIDA), Steuben County, New York, invites sealed bids for **Construct T-Hangar Taxilane** at Corning-Painted Post Airport, 342 Victory Highway Route 415, Painted Post, NY 14870, as follows:

The project generally consists of constructing approximately 6,000 CY of embankment and approximately 23,000 SF of new asphalt pavement. The work includes, earthwork, crushed aggregate base course, hot mix asphalt pavement, new storm drain pipe and structures, new underdrains, new pavement markings, topsoil and seeding. The project will be bid as a unit price contract. Prevailing wage rates apply. Contractors must be bonded and insured to the level indicated in the Contract Documents. A Federal DBE participation goal is included in the Contract. The project is sales tax exempt.

Bids shall be enclosed in a sealed, post-paid wrapper marked "Sealed Bid – Construct T-Hangar Taxilane" and addressed to Town of Erwin Industrial Development Agency, 310 Town Center Road, Painted Post, NY 14870, ATTN: Rita McCarthy. Such bids shall be received at the TEIDA office address until 10:00 a.m., March 31, 2020 at which time the bids will be opened and read aloud.

A Pre-Bid meeting will be held at the Airport on March 19, 2020 at 10:00am.

All bids must be accompanied by a security deposit in the amount of FIVE PERCENT (5%) of the amount of the base bid in the form and subject to the conditions provided in the Preparation of Proposal.

No bidder may withdraw their bid within one hundred twenty (120) days after the date of opening, but may withdraw it any time prior to the scheduled closing time for reception of bids.

A complete set of Bid Documents, consisting of the General Provisions, Special Provisions, Technical Specifications, Bid, Agreement and Contract Drawings, will be available on **Friday, March 6, 2020** and may be obtained from **Passero Associates at www.passero.com under the 'BID' tab** for a fee of **\$25.00 (Non-refundable)**.

END OF SECTION

Bidder's Name: _____

BID
FOR ALL WORK INCLUDED IN
T-HANGAR TAXILANE CONSTRUCTION
AT
CORNING-PAINTED POST AIRPORT
STEUBEN, PAINTED POST, NEW YORK

TO: Town of Erwin IDA
310 Town Center Rd
Painted Post, NY 14870

The undersigned, as bidder, hereby declares that he has examined the site of the work and informed himself fully in regard to all conditions pertaining to the place where the work is to be done; that he has examined the Plans and Specifications for the work and Contractual Documents relative thereto and has read all Special Provisions furnished prior to the opening of bids; that he has satisfied himself relative to the work to be performed.

The bidder proposes and agrees, if this Proposal is accepted, to contract in the form of contract specified with **Town of Erwin IDA** to furnish all necessary materials, equipment, machinery, tools, apparatus, means of transportation and labor necessary to complete the construction of the **T-Hangar Taxilanes Construction** in full and complete accordance with the shown, noted, described, and reasonably intended requirements of the Plans, Specifications, and Contract Documents, to the full and entire satisfaction of the above said Owner with a definite understanding that no money will be allowed for extra work except as set forth in the attached General Conditions and Contract Documents, for the prices listed of each item.

It is agreed that the description under each item, being briefly stated, implies, although it does not mention, all incidentals and that the prices stated are intended to cover all such work, materials, and incidentals as constitute bidder's obligations as described in the Specifications and any details not specifically mentioned, but evidently included in the Contract shall be compensated for in the item which most logically includes it.

**CORNING-PAINTED POST AIRPORT
CONSTRUCT T-HANGAR TAXILANES**

BASE BID				
ITEM NUMBER	NUMBER OF UNITS	DESCRIPTION AND UNIT PRICE IN WORDS	UNIT PRICE IN NUMBERS	TOTAL AMOUNT
D-701-5.1	230 LF	12" DIA. CORRUGATED HDPE PIPE (SMOOTH INTERIOR) DOLLARS PER LF	\$	\$
D-705-5.1	640 LF	6" UNDERDRAIN PIPE COMPLETE INCLUDING POROUS BACKFILL AND FILTER FABRIC DOLLARS PER LF	\$	\$
D-751-5.2	2 EA	CATCH BASIN, COMPLETE DOLLARS PER EA	\$	\$
D-751-5.5	1 EA	FLARED END SECTION DOLLARS PER EA	\$	\$
L-125-5.1	3 EA	FLEXIBLE OMNI-DIRECTIONAL RETROREFLECTIVE MARKER DOLLARS PER EA	\$	\$
P-152-4.1	625 CY	UNCLASSIFIED EXCAVATION DOLLARS PER CY	\$	\$

**CORNING-PAINTED POST AIRPORT
CONSTRUCT T-HANGAR TAXILANES**

BASE BID				
ITEM NUMBER	NUMBER OF UNITS	DESCRIPTION AND UNIT PRICE IN WORDS	UNIT PRICE IN NUMBERS	TOTAL AMOUNT
P-152-4.2	6,000 CY	EMBANKMENT IN PLACE DOLLARS PER CY	\$	\$
P-209-5.1	1,150 CY	CRUSHED AGGREGATE BASE COURSE DOLLARS PER CY	\$	\$
P-209-5.2	3,300 SY	SEPARATION GEOTEXTILE DOLLARS PER SY	\$	\$
P-403-5.1	325 TON	ASPHALT MIXTURE BINDER COURSE DOLLARS PER TON	\$	\$
P-403-5.2	320 TON	ASPHALT MIXTURE SURFACE COURSE DOLLARS PER TON	\$	\$
P-612-4.1	1 FIXED	ENGINEER'S FIELD OFFICE FIVE THOUSAND DOLLARS PER FIXED	\$5,000.00	\$5,000.00

**CORNING-PAINTED POST AIRPORT
CONSTRUCT T-HANGAR TAXILANES**

BASE BID				
ITEM NUMBER	NUMBER OF UNITS	DESCRIPTION AND UNIT PRICE IN WORDS	UNIT PRICE IN NUMBERS	TOTAL AMOUNT
P-620-5.1	325 SF	PAVEMENT MARKINGS AND GLASS BEADS	\$	\$
		DOLLARS PER SF		
P-620-5.2	100 SF	REMOVE EXISTING PAVEMENT MARKINGS	\$	\$
		DOLLARS PER SF		
S-126-5.1	1 LS	PROJECT SURVEY AND STAKEOUT	\$	\$
		DOLLARS PER LS		
T-900-5.1	1 LS	TURF RESTORATION INCLUDING TOPSOIL	\$	\$
		DOLLARS PER LS		
M-100	1 LS	MAINTENANCE AND PROTECTION OF TRAFFIC	\$	\$
		DOLLARS PER LS		
C-102-5.1	1 LS	TEMPORARY SOIL AND EROSION CONTROL	\$	\$
		DOLLARS PER LS		

**CORNING-PAINTED POST AIRPORT
CONSTRUCT T-HANGAR TAXILANES**

BASE BID				
ITEM NUMBER	NUMBER OF UNITS	DESCRIPTION AND UNIT PRICE IN WORDS	UNIT PRICE IN NUMBERS	TOTAL AMOUNT
C-105	1 LS	MOBILIZATION (4% SUB. MAX)	\$	\$
		DOLLARS PER LS		
		BASE BID TOTAL	\$	

The quantities for bid items listed on the proposal sheet are estimated quantities only for the purpose of comparing bids. Any difference between these estimated quantities and actual quantities required for construction shall not be taken as a basis for claims by the Contractor for extra compensation. Compensation will be based upon the unit prices and actual construction quantities.

Upon receipt of written notice of the acceptance of this bid, bidder will execute the formal Contract attached within 15 days and deliver a Surety Bond or Bonds as required by Section 30-05 of the General Provisions. The bidder further proposes and agrees hereby to commence construction with an adequate work force, plant, and equipment on the date stated in the written notice to proceed and will progress therewith to its completion within the number of calendar or working days stated under Section 80-08, of the General Provisions in accordance with this Contract and Specifications. The bid bond or certified check in the amount of five percent (5%) of this bid shall become the property of the Owner in the event the Contract and bond are not executed within the time above set forth, as liquidated damages for the delay and additional expense to the Owner caused thereby.

Attached hereto is a: (check whichever applies)

_____ Certified Check on the Bank of _____

OR

_____ Bid bond,

representing my 5% Proposal Guaranty as required Section 20-10 of the General Provisions

SIGNATURE:

IN WITNESS WHEREOF, the parties to these present have hereunto set their hands and seals the day and year first above written: The Contractor by such duly authorized officers or individuals as may be required by law.

(SEAL)

COMPANY (Print Full Name)

(SECRETARY)

(Bidder Signature) / (Title)

(WITNESS)

ADDRESS: _____

PHONE: _____

NOTE: If Contractor is a corporation, Secretary should attest.

NON-COLLUSION BIDDING CERTIFICATION

By submission of this bid, the bidder and each person signing on behalf of the bidder certifies, subject to the terms of Section 103-d of the General Municipal Law, as amended, and under penalty of perjury, that to the best of its knowledge and belief:

- (a) The prices in this bid have been arrived at independently without collusion, consultation, communication or agreement for the purpose of restricting competition, as to any matter relating to such prices with any other bidder or with any competitor;
- (b) Unless otherwise required by law, the prices which have been quoted in this bid have not been knowingly disclosed by the bidder and will not knowingly being disclosed by the bidder prior to the opening, directly or indirectly, to any other bidder or to any competitor; and
- (c) No attempt has been made or will be made by the bidder to induce any other person, partnership or corporation to submit or not to submit a bid for the purpose of restricting competition.

The person signing this bid or proposal certifies that he has fully informed himself regarding the accuracy of the statements contained in this certification, and under the penalties of perjury affirms the truth hereof, such penalties being applicable to the bidder as well as to the person signing in its behalf.

Signature _____

Title _____

STATE OF _____
COUNTY OF _____) SS:

On this _____ day of _____, 20____, before me personally appeared _____, to me known, who being by me duly sworn, did depose and say that he resides at _____, _____: that he is the _____ of _____, the corporation described in and which executed the within instrument; that he knows the seal of said corporation; that the seal affixed to said instrument is such corporate seal; that it was so affixed by order of said corporation.

Notary Public

THIS FORM SHALL BE COMPLETED BY ALL BIDDERS AND SHALL ACCOMPANY ALL PROPOSALS

The Bidder (Proposer) shall complete the following statement by checking the appropriate boxes:

The Bidder (Proposer) [] has []has not participated in a previous Contract subject to the Equal Opportunity clause prescribed by Executive Order 10925, or Executive Order 11114 or Executive Order 11246.

The Bidder (Proposer) [] has []has not submitted all compliance reports in connection with any such Contract due under the applicable filing requirements; and that representations indicating submission of required compliance reports signed by proposed Subcontractors will be obtained prior to award of Subcontracts.

If the Bidder (Proposer) has participated in a previous Contract subject to the Equal Opportunity clause and has not submitted compliance reports under applicable filing requirements, the Bidder (Proposer) shall submit a compliance report on standard Form 100, "Employee Information Report EEO-1" prior to the award of Contract.

Standard Form 100 is normally furnished employees annually, based on a mailing list currently maintained by the Joint Reporting Committee. In the event a Contractor has not received the form, he may obtain it by writing to the following address:

Joint Reporting Committee
Post Office box 2236
Norfolk, VA 20501

**CERTIFICATION OF BIDDER REGARDING EQUAL
EMPLOYMENT OPPORTUNITY FOR CONSTRUCTION
CONTRACTS EXCEEDING \$10,000**

BIDDER'S NAME: _____

ADDRESS: _____

TELEPHONE NO.: _____

INTERNAL REVENUE SERVICE EMPLOYER IDENTIFICATION NO.: _____

NON-SEGREGATED FACILITIES

NOTICE TO PROSPECTIVE FEDERALLY-ASSISTED CONSTRUCTION CONTRACTORS:

1. A Certification of Non-Segregated Facilities must be submitted prior to the award of a Federally-assisted construction contract exceeding \$10,000.00 which is not exempt from the provisions of the Equal Opportunity clause.
2. Contractors receiving Federally-assisted construction contract awards exceeding \$10,000.00 which are not exempt from the provisions of the Equal Opportunity clause will be required to provide for the forwarding of the notice to prospective subcontractors for supplies and construction contracts where the subcontracts exceed \$10,000.00 and are not exempt from the provisions of the Equal Opportunity clause.

NOTE: The penalty for making false statements in offers is prescribed in 18 U.S.C. 1001.

NOTICE TO PROSPECTIVE SUBCONTRACTORS OF REQUIREMENT FOR CERTIFICATION ON NON-SEGREGATED FACILITIES:

1. A Certification of Non-Segregated Facilities must be submitted prior to the award of a subcontract exceeding \$10,000.00 which is not exempt from the provisions of the Equal Opportunity clause.
2. Contractors receiving subcontract awards exceeding \$10,000.00 which are not exempt from the provisions of the Equal Opportunity clause will be required to provide for the forwarding of this notice to prospective subcontractors for supplies and construction contracts where the subcontracts exceed \$10,000.00 and are not exempt from the provisions of the Equal Opportunity clause.

NOTE: The penalty for making false statements in offers is prescribed in 18 U.S.C. 1001.

CERTIFICATION OF NON-SEGREGATED FACILITIES:

The Federally-assisted construction contractor certifies that it does not maintain or provide for its employees any segregated facilities at any of its establishments and that it does not permit its employees to perform their services at any location, under its control, where segregated facilities are maintained. The Federally-assisted construction contractor certifies that it will not maintain or provide, for its employees, segregated facilities at any of its establishments and that it will not permit its employees to perform services at any location, under its control, where segregated facilities are maintained. The Federally-assisted construction contractor agrees that a breach of this certification is a violation of the Equal Opportunity clause in this contract. As used in this certification, the term "segregated facilities" means any waiting rooms, work areas, restrooms and washrooms, restaurants and other eating areas, timeclocks, locker rooms and other storage or dressing areas, parking lots, drinking fountains, recreation or entertainment areas, transportation and housing facilities provided for employees which are segregated by explicit directive or are in fact segregated on the basis of race, color, religion, sex or national origin, because of habit, local custom, or any other reason. The Federally-assisted construction contractor agrees that (except where he has obtained identical certifications from proposed subcontractors for specific time periods) he will obtain identical certifications from proposed subcontractors prior to the award of subcontracts exceeding \$10,000.00 which are not exempt from the provisions of the Equal Opportunity clause and that he will retain such certifications in his files.

Certification: The information above is true and complete to the best of my knowledge and belief.

Name and Title of Signer

Signature

Date

NOTE: The penalty for making false statements in offers is prescribed in 18 U.S.C. 1001.

**NOTICE OF REQUIREMENT FOR AFFIRMATIVE ACTION
to ENSURE EQUAL EMPLOYMENT OPPORTUNITY**

(Note: This requirement also applies to any subcontract (in any tier) greater than or equal to \$10,000.)

1. The Offeror's or Bidder's attention is called to the "Equal Opportunity Clause" and the "Standard Federal Equal Employment Opportunity Construction Contract Specifications" set forth herein.
2. The goals and timetables for minority and female participation, expressed in percentage terms for the Contractor's aggregate workforce in each trade on all construction work in the covered area, are as follows:

Timetables

Goals for minority participation for each trade:	1.2%
Goals for female participation in each trade:	6.9%

These goals are applicable to all of the Contractor's construction work (whether or not it is Federal or federally assisted) performed in the covered area. If the Contractor performs construction work in a geographical area located outside of the covered area, it shall apply the goals established for such geographical area where the work is actually performed. With regard to this second area, the Contractor also is subject to the goals for both its federally involved and non-federally involved construction.

The Contractor's compliance with the Executive Order and the regulations in 41 CFR Part 60-4 shall be based on its implementation of the Equal Opportunity Clause, specific affirmative action obligations required by the specifications set forth in 41 CFR 60-4.3(a) and its efforts to meet the goals. The hours of minority and female employment and training must be substantially uniform throughout the length of the contract, and in each trade, and the Contractor shall make a good faith effort to employ minorities and women evenly on each of its projects. The transfer of minority or female employees or trainees from Contractor to Contractor or from project to project for the sole purpose of meeting the Contractor's goals shall be a violation of the contract, the Executive Order and the regulations in 41 CFR Part 60-4.

4. Compliance with the goals will be measured against the total work hours performed.

3. The Contractor shall provide written notification to the Director of the Office of Federal Contract Compliance Programs (OFCCP) within 10 working days of award of any construction subcontract in excess of \$10,000 at any tier for construction work under the contract resulting from this solicitation. The notification shall list the name, address, and telephone number of the subcontractor; employer identification number of the subcontractor; estimated dollar amount of the subcontract; estimated starting and completion dates of the subcontract; and the geographical area in which the subcontract is to be performed.

4. As used in this notice and in the contract resulting from this solicitation, the "covered area" is New York State, Steuben County, Town of Erwin.

STATEMENT OF SURETY'S INTENT

TO: Town of Erwin

We Have Reviewed the Bid of _____
(Contractor)

Of _____
(Address)

For: _____
(Project)

Bids for Which Will be Received on: _____
(Bid Opening Date)

and wish to advise that should this Bid of the Contractor be accepted and the Contract awarded to him, it is our present intention to become surety on the performance bond and labor and material bond required by the Contract.

Any arrangement for the bonds required by the Contract is a matter between the Contractor and ourselves and we assure no liability to you or third parties if for any reason we do not execute the requisite bonds.

We are duly authorized to do business in the State of New York.

Surety Contact Person Name (print): _____

Contact Person Telephone Number: _____

ATTEST: _____
Surety's Authorized Signature(s)

Attach Power of Attorney

(Corporate seal, if any. If no seal, write "No Seal" across this place and sign.)

(This Form OR Surety's Form Must be Complete and Submitted with the Bid)

ADDENDA RECEIPT

Receipt of the following Addenda is acknowledged:

ADDENDUM NO.: DATED: _____

ADDENDUM NO.: DATED: _____

ADDENDUM NO.: DATED: _____

(Firm or Corporation Making Bid)

(Signature of Authorized Person)

P. O. Address

Dated

The full names and residences of all persons interested in this bid as principals are as follows:

Bidders must fill out the above complete.

SUBCONTRACTORS AND SUPPLIERS

Bidders shall submit general work sections expected to be subcontracted at time of bid. **All bidders shall submit expected subcontractor and supplier lists with their bid.**

	SUBCONTRACTOR AND SUPPLIER	SERVICE OR MATERIAL PROVIDED
1.	_____	_____
2.	_____	_____
3.	_____	_____
4.	_____	_____
5.	_____	_____
6.	_____	_____
7.	_____	_____
8.	_____	_____
9.	_____	_____
10.	_____	_____

NOTE: The penalty for making false statements in offers is prescribed in 18 U.S.C. 1001.

DBE POLICY STATEMENT

The Sponsor has established a Disadvantaged Business Enterprise (DBE) program in accordance with regulations of the U.S. Department of Transportation (DOT), 49 CFR Part 26. The Sponsor has received Federal financial assistance from the Department of Transportation, and as a condition of receiving this assistance, the Sponsor, has signed an assurance that it will comply with 49 CFR Part 26.

It is the policy of the Sponsor to ensure that DBEs as defined in Part 26, have an equal opportunity to receive and participate in DOT-assisted contracts. It is also the Sponsor's policy:

1. To ensure nondiscrimination in the award and administration of DOT – assisted contracts;
2. To create a level playing field on which DBEs can compete fairly for DOT-assisted contracts;
3. To ensure that the DBE Program is narrowly tailored in accordance with applicable law;
4. To ensure that only firms that fully meet 49 CFR Part 26 eligibility standards are permitted to participate as DBEs;
5. To help remove barriers to the participation of DBEs in DOT assisted contracts;
6. To promote the use of DBEs in all types of federally-assisted contracts and procurement activities;
7. To assist the development of firms that can compete successfully in the market place outside the DBE Program; and
8. To provide appropriate flexibility to recipients of Federal financial assistance in establishing and providing opportunities for DBEs.

DISADVANTAGED BUSINESS ENTERPRISE REQUIREMENTS

The requirements of 49 CFR Part 26, Regulations of the U.S. Department of Transportation, apply to this contract. A Disadvantaged Business Enterprise (DBE) contract goal of 2.7% percent has been established for this contract.

All bidders must submit an assurance stating the percentage of Disadvantaged Business Enterprises they intend to employ on this project.

All bidders must submit the following information with their bid:

1. The names and addresses of DBE **AND** non-DBE firms that will participate in the contract, including:
 - Firm’s status as a DBE or non-DBE
 - Age of the firm
 - Annual gross receipts of the firm (use categories below)
 < \$500,000 \$500,000-\$1 million \$1-2 million \$2-5 million > \$5 million
 - Description of the work the firm will perform
 - Dollar amount of the work the firm will perform
2. Written documentation of the commitment to use a DBE firm whose participation is submitted to meet the contract goal
3. Written confirmation from the DBE firm that it is participating in the contract
4. If the contract goal is not met, evidence of good faith efforts as defined in 49 CFR Part 26

CERTIFICATION:

This firm assures that it will utilize not less than ____% of DBE participation.

Bidder’s Name: _____

Address: _____

Bidder’s Status: _____DBE _____Non-DBE

Age of Firm: _____

Annual gross receipts of the firm (check category):

< \$500,000 \$500,000-\$1 million \$1-2 million \$2-5 million > \$5 million

Signature and Title

Date

DISADVANTAGED BUSINESS ENTERPRISE REQUIREMENTS

All bidders must submit the following information for **each subcontractor/supplier they intend to employ on this project with their bid.**

Prime Contractor's Name: _____

Subcontractor/Supplier's Name and Address and Phone Number:

Subcontractor/Supplier's Status: ___ DBE ___ non-DBE Age of the Company: _____

Annual Gross Receipts of the Subcontractor/Supplier (use categories below):

[] < \$500,000 [] \$500,000-\$1 million [] \$1-2 million [] \$2-5 million [] > \$5 million

Description and estimated dollar amount of the work to be performed by subcontractor/supplier:

Work Item	Estimated \$ Amount
Total:	

=====DBE AFFIRMATION BELOW=====

DBE Affirmation

The above-named DBE affirms that it will perform the work for the estimated dollar value described above.

Name: _____ Title: _____

Signature: _____ Date: _____

Prime Contractor Affirmation

We are committed to utilizing the above-named DBE for the work and estimated dollar value described above.

Name: _____ Title: _____

Signature: _____ Date: _____

CONTRACTOR'S SUBCONTRACTOR/SUPPLIER UTILIZATION FOR DBE REPORTING WITH PROOF OF PAYMENT(S) ATTACHED

Name and Address of Contractor:

Project Name and Location:

Project Start Date: _____

Actual Completion Date: _____

DBE Goal Amount: _____ % = \$ _____
_____ (Month/Year)

The following indicates the subcontractors/suppliers utilized by the Contractor for this reporting period:

SUBCONTRACTOR/SUPPLIER	Award Amount	Supplier	DBE
		<input type="checkbox"/>	<input type="checkbox"/>
		<input type="checkbox"/>	<input type="checkbox"/>
		<input type="checkbox"/>	<input type="checkbox"/>
		<input type="checkbox"/>	<input type="checkbox"/>
		<input type="checkbox"/>	<input type="checkbox"/>
		<input type="checkbox"/>	<input type="checkbox"/>
		<input type="checkbox"/>	<input type="checkbox"/>
		<input type="checkbox"/>	<input type="checkbox"/>
		<input type="checkbox"/>	<input type="checkbox"/>
		<input type="checkbox"/>	<input type="checkbox"/>

COMPLETE AMOUNTS BELOW	
PAYMENTS THIS PERIOD	TOTAL PAYMENTS TO DATE

Final report? Yes No

Submit to: Passero Associates, 242 West Main Street, Suite 100, Rochester, NY 14614

Attn: _____

CONTRACTOR'S CERTIFICATION OF ELIGIBILITY

The bidder/offeror certifies, by submission, of this proposal or acceptance of this contract, that neither it nor its principals is presently debarred, suspended, proposed for debarment, declared ineligible, or voluntarily excluded from participation in this transaction by any Federal department or agency. It further agrees by submitting this proposal that it will include this clause without modification in all lower tier transactions, solicitations, proposals, contracts, and subcontracts. Where the bidder/proposer/contractor or any lower tier participant is unable to certify to this statement, it shall attach an explanation to this solicitation/proposal.

That, the information above is true and complete to the best of my knowledge.

Name and Title (Please Print)

Signature

Date

NOTE: The penalty for making false statements in offers is prescribed in 18 U.S.C. 1001.

BUY AMERICAN CERTIFICATE (JANUARY 1991)

By submitting a bid under this solicitation, except for those items listed by the offeror below or on a separate and clearly identified attachment to this bid, the bidder/proposer certifies that steel and each manufactured product, is produced in the United States (as defined in the clause Buy American -Steel and Manufactured Products or Buy American Steel and Manufactured Products for Construction Contracts) and that components of unknown origin are considered to have been produced or manufactured outside the United States.

<u>PRODUCT</u>	<u>COUNTRY OF ORIGIN</u>
_____	_____
_____	_____
_____	_____
_____	_____
_____	_____
_____	_____
_____	_____
_____	_____
_____	_____
_____	_____

END OF SECTION

AGREEMENT

THIS AGREEMENT, in four (4) duplicate originals, made and entered into this ____ day of _____, 20__, by and between the Town of Erwin, IDA, Party of the First Part, and _____ of _____ County of _____ State of _____ hereinafter designated as the CONTRACTOR, Party of the Second Part.

WITNESSETH: That the parties hereto, each in consideration of the Agreements on the part of the other herein contained have mutually agreed and hereby mutually agree, the Party of the First Part for itself and its successors, and the Party of the Second Part for itself, himself, or themselves and its successors, his or their executors, administrators, and assigns as follows:

Article 1. DESCRIPTION. Under this Agreement and Contract the Contractor shall construct:

The **Base Bid** project generally consists of constructing approximately 6,000 CY of embankment and approximately 23,000 SF of new asphalt pavement. The work includes, earthwork, crushed aggregate base course, hot mix asphalt pavement, new storm drain pipe and structures, new underdrains, new pavement markings, topsoil and seeding.

Article 2. In consideration of the payments to be made as hereinafter provided, and of the performance by the Owner of all of the matters and things to be performed by the Owner as herein provided, the Contractor agrees, at his own sole cost and expense, to perform all the labor and services and to furnish all the labor and materials, plant and equipment, necessary to complete in good, substantial workmanlike and approved manner, the work described under Article 1 hereof, within the time hereinafter specified and in accordance with the terms, conditions, and provision of this Contract and with the instructions, orders and direction of the Engineer made in accordance with this Contract.

Article 3. The Owner agrees to pay and the Contractor agrees to accept as full compensation for all work done, and materials furnished, and also for all costs and expenses incurred and loss or damages sustained by reason of the action of the elements, or growing out of the nature of the work, or from any unforeseen obstruction or difficulty encountered in the prosecution of the work, and for all risks of every description connected with the suspension or discontinuance of the work as herein specified, and for faithfully completing the work, and the whole thereof, as herein provided, and for maintaining the work in good condition until the final payment is made, the prices stipulated in the Bid hereto attached.

Article 4. CONTRACT DOCUMENTS. The following documents shall constitute integral parts of the Agreement, the whole to be collectively known and referred to as the Contract; Advertisement; General Provisions; Bid; Agreement; Special Provisions; FAA AC 150/5370-2F; Technical Specifications; Drawings; and all interpretations of or addenda to the Contract Documents issued by the Owner or the Engineer with the approval of the Owner. The Table of Contents, Headings, and Titles contained herein and in said documents are solely to facilitate reference to various provisions of the Contract Documents and in no way effect, limit, or cast light on the interpretation of the provisions to which they refer.

Article 5. If the Contractor shall fail to comply with any of the terms, conditions, provisions or stipulations of this Contract, according to the true intent and meaning thereof, then the Owner

may make use of any or all remedies provided in that behalf in the Contract and shall have the right and power to proceed in accordance with the provisions thereof.

Article 6. The following alterations and addenda have been made and included in this Contract before it was signed by the parties thereto:

Article 7. Insurance. The Contractor is hereby advised that the insurance requirements specified in this section shall be provided.

The Contractor and each Subcontractor, at his own expense, shall procure and maintain until final acceptance by the Owner, of the work covered by the Contract, insurance for liability for damages imposed by law of the kinds and in the amounts hereinafter provided, in insurance companies authorized to do such business in the State covering all operations under the Contract whether performed by the Contractor or by Subcontractors. Before commencing the work, the Contractor and each Subcontractor shall furnish to the Owner, a certificate or certificates for each of the kinds of insurance required, issued specifically for this Contract. No endorsements of existing policies will be accepted. In addition, five (5) certificates of insurance shall be furnished satisfactory in form to the Owner showing that the Contractor and each Subcontractor has complied with this Section. The policies and certificates shall provide that the policies shall not be changed or cancelled until thirty (30) days after written notice to the Owner. Property damage insurance must in all instances include coverage for explosion, collapse, and underground operations (X C U hazards). Named insured **Town of Erwin**.

A. The kinds and amounts of insurance are as follows:

- 1. Comprehensive General Liability Insurance. Unless otherwise specifically required, each policy with limits of not less than:

<u>Bodily Injury Liability</u>		<u>Property Damage Liability</u>	
<u>Each Occurrence</u>	<u>Aggregate</u>	<u>Each Occurrence</u>	<u>Aggregate</u>
\$1,000,000	\$3,000,000	\$1,000,000	\$3,000,000

- 2. Workman’s Compensation and Disability Benefits. Policy covering the obligations of the Contractor in accordance with the provisions of Chapter 41, Laws of 1914, as amended, known as the Worker’s Compensation Law, and also by provisions of Article 9 of the Worker’s Compensation Law known as the Disability Benefits Law.
- 3. Public Liability Insurance. Regular Contractor’s Public Liability Insurance providing for a limit of not less than \$3,000,000. Single limit, Bodily Injury and/or Property Damage combined, for damages arising out of bodily injuries, death or property damage, including the use thereof, in any one occurrence.
- 4. Protective Public Liability Insurance. Subcontractor’s provide regular Contractor’s Protective Public Liability Insurance providing for a limit of not less than \$3,000,000. Single limit, Bodily Injury and/or Property Damage combined, for damages arising out of bodily injuries, death or property damage, including the use thereof, in any one occurrence.

5. Automobile Liability and Property Damage Insurance. Subject to the same required level of coverage set forth in section A.1. above (Comprehensive General Liability Insurance), a policy covering the use in connection with the work covered by the Contract of all owned, not owned and hired vehicles bearing or, under the circumstances under which they are being used required by State Law to bear, license plates.

Article 8. As part of the Contract, the Contractor further understands and agrees to the following additional conditions.

- A. This Contract shall be deemed executory only to the extent that monies are appropriated and available for the purpose of the Contract, and no liability on account thereof shall be incurred by the Owner beyond the amount of such monies. It is understood that neither this Contract nor any representation by any public employee or officer creates any legal or moral obligation to request, appropriate or make available monies for the purpose of the Contract.
- B. The Contractor will be authorized to complete base bid plus approved add ons or substitutions of the construction project which shall include work up to the available funding at the time of award. Further "Phases" of construction will be authorized only to the extent monies are available from applicable funding agencies.
- C. In the event that the Owner is not able to authorize the Contractor to begin additional work due to the lack of additional Federal and State grants deemed necessary for construction, the Contractor may be required to cease his operations until such time as the grants are received by the Owner. Such an occurrence shall not be deemed a stop work order as contemplated by other provisions of this Contract.

Article 9. Sales Tax. Project is a capital improvement subject to NYS Sales and Use Tax as follows. Building materials and other tangible personal property purchased for capital improvement work are taxable, whether purchased by a contractor, subcontractor, repairman, or owner. The sales tax paid by contractors becomes an expense that can be passed through to the owner as part of the overall charge for the capital improvement.

Owner agrees to furnish NYS Form ST-124, Certificate of Capital Improvement exempting Contractor from collecting sales tax from owner for services rendered.

IN WITNESS WHEREOF, the parties to this Agreement have hereunto set their hands and seals and have executed this Agreement, in four (4) copies, the day and year first above written.

Town of Erwin

(SEAL)

By: _____

Title: _____

Date: _____

Contractor: _____

(SEAL)

By: _____

Title: _____

Date: _____

Add Ons or Substitutions.

AGREEMENT

**(ACKNOWLEDGEMENT OF OFFICER
OR OWNER ATTESTING CONTRACT)**

STATE OF _____)

ss:

COUNTY OF _____)

On this _____ day of _____, 20__, before me personally came and appeared _____ to me known, who, being by me duly sworn, did depose and say that he is the _____ of the _____ described in and executed the foregoing instrument, that he knows the seal of said Owner; that one of the impressions appearing on said instrument is a true and correct impression of such seal; and that he affixed it thereto and attest the same over his signature by virtue of the authority in him vested.

Notary Public

AGREEMENT

(ACKNOWLEDGEMENT OF CONTRACTOR, IF A CORPORATION)

STATE OF _____)

ss:

COUNTY OF _____)

On this _____ day of _____, 20__, before me personally came and appeared _____ to me known, who, being by me duly sworn, did depose and say that he resides at _____; that he is the _____ of _____ the corporation described in which executed the foregoing instrument; that he knows the seal of said corporation; that one of the seals affixed to said instrument is such seal; that it was so affixed by order of the Directors of said corporation, and that he signed his name thereto by like order.

Notary Public

AGREEMENT

(ACKNOWLEDGEMENT OF CONTRACTOR, IF A PARTNERSHIP)

STATE OF _____)

ss:

COUNTY OF _____)

On this _____ day of _____, 20__, before me personally came and appeared _____ to me known and known to me to be one of the members of the firm of _____ described in and who executed the foregoing instrument, and he acknowledged to me that he executed the same as and for the act and deed of said firm.

Notary Public

AGREEMENT

(ACKNOWLEDGEMENT OF CONTRACTOR, IF AN INDIVIDUAL)

STATE OF _____)

ss:

COUNTY OF _____)

On this _____ day of _____, 20__, before me personally came and appeared _____ to me known and known to me to be the person described in and who executed the foregoing instrument and acknowledged that he executed the same.

Notary Public

AGREEMENT
(CERTIFICATE OF OWNER'S ATTORNEY)

I, the undersigned, _____, the duly authorized and acting legal representative of the Owner, do hereby certify as follows;

I have examined the foregoing Contract and surety bond and the manner of execution thereof, and I am of the opinion that each of the aforesaid Agreements has been duly executed by the proper parties thereto acting through their duly authorized representatives; that said representatives have full power and authority to execute said Agreements on behalf of the respective parties named thereon; and that the foregoing Agreements constitute valid and legally binding obligations upon the parties executing the same in accordance with the terms, conditions, and provisions thereof.

Owner's Attorney

Date

END OF SECTION

GENERAL PROVISIONS

Section 10 Definition of Terms

When the following terms are used in these specifications, in the contract, or in any documents or other instruments pertaining to construction where these specifications govern, the intent and meaning shall be defined as follows:

Paragraph Number	Term	Definition
10-01	AASHTO	The American Association of State Highway and Transportation Officials.
10-02	Access Road	The right-of-way, the roadway and all improvements constructed thereon connecting the airport to a public roadway.
10-03	Advertisement	A public announcement, as required by local law, inviting bids for work to be performed and materials to be furnished.
10-04	Airport	Airport means an area of land or water which is used or intended to be used for the landing and takeoff of aircraft; an appurtenant area used or intended to be used for airport buildings or other airport facilities or rights of way; airport buildings and facilities located in any of these areas, and a heliport.
10-05	Airport Improvement Program (AIP)	A grant-in-aid program, administered by the Federal Aviation Administration (FAA).
10-06	Air Operations Area (AOA)	The term air operations area (AOA) shall mean any area of the airport used or intended to be used for the landing, takeoff, or surface maneuvering of aircraft. An air operation area shall include such paved or unpaved areas that are used or intended to be used for the unobstructed movement of aircraft in addition to its associated runway, taxiway, or apron.
10-07	Apron	Area where aircraft are parked, unloaded or loaded, fueled and/or serviced.
10-08	ASTM International (ASTM)	Formerly known as the American Society for Testing and Materials (ASTM).
10-09	Award	The Owner's notice to the successful bidder of the acceptance of the submitted bid.
10-10	Bidder	Any individual, partnership, firm, or corporation, acting directly or through a duly authorized representative, who submits a proposal for the work contemplated.

Paragraph Number	Term	Definition
10-11	Building Area	An area on the airport to be used, considered, or intended to be used for airport buildings or other airport facilities or rights-of-way together with all airport buildings and facilities located thereon.
10-12	Calendar Day	Every day shown on the calendar.
10-13	Certificate of Analysis (COA)	The COA is the manufacturer's Certificate of Compliance (COC) including all applicable test results required by the specifications.
10-14	Certificate of Compliance (COC)	The manufacturer's certification stating that materials or assemblies furnished fully comply with the requirements of the contract. The certificate shall be signed by the manufacturer's authorized representative.
10-15	Change Order	A written order to the Contractor covering changes in the plans, specifications, or proposal quantities and establishing the basis of payment and contract time adjustment, if any, for work within the scope of the contract and necessary to complete the project.
10-16	Contract	<p>A written agreement between the Owner and the Contractor that establishes the obligations of the parties including but not limited to performance of work, furnishing of labor, equipment and materials and the basis of payment.</p> <p>The awarded contract includes but may not be limited to: Advertisement, Contract form, Proposal, Performance bond, payment bond, General provisions, certifications and representations, Technical Specifications, Plans, Supplemental Provisions, standards incorporated by reference and issued addenda.</p>
10-17	Contract Item (Pay Item)	A specific unit of work for which a price is provided in the contract.
10-18	Contract Time	The number of calendar days or working days, stated in the proposal, allowed for completion of the contract, including authorized time extensions. If a calendar date of completion is stated in the proposal, in lieu of a number of calendar or working days, the contract shall be completed by that date.

10-19	Contractor	The individual, partnership, firm, or corporation primarily liable for the acceptable performance of the work contracted and for the payment of all legal debts pertaining to the work who acts directly or through lawful agents or employees to complete the contract work.
10-20	Contractors Quality Control (QC) Facilities	The Contractor's QC facilities in accordance with the Contractor Quality Control Program (CQCP).
10-21	Contractor Quality Control Program (CQCP)	Details the methods and procedures that will be taken to assure that all materials and completed construction required by the contract conform to contract plans, technical specifications and other requirements, whether manufactured by the Contractor, or procured from subcontractors or vendors.
10-22	Control Strip	A demonstration by the Contractor that the materials, equipment, and construction processes results in a product meeting the requirements of the specification.
10-23	Construction Safety and Phasing Plan (CSPP)	The overall plan for safety and phasing of a construction project developed by the airport operator, or developed by the airport operator's consultant and approved by the airport operator. It is included in the invitation for bids and becomes part of the project specifications.
10-24	Drainage System	The system of pipes, ditches, and structures by which surface or subsurface waters are collected and conducted from the airport area.
10-25	Engineer	The individual, partnership, firm, or corporation duly authorized by the Owner to be responsible for engineering, inspection, and/or observation of the contract work and acting directly or through an authorized representative.
10-26	Equipment	All machinery, together with the necessary supplies for upkeep and maintenance; and all tools and apparatus necessary for the proper construction and acceptable completion of the work.

10-27	Extra Work	An item of work not provided for in the awarded contract as previously modified by change order or supplemental agreement, but which is found by the Owner's Engineer or Resident Project Representative (RPR) to be necessary to complete the work within the intended scope of the contract as previously modified.
10-28	FAA	The Federal Aviation Administration. When used to designate a person, FAA shall mean the Administrator or their duly authorized representative.
10-29	Federal Specifications	The federal specifications and standards, commercial item descriptions, and supplements, amendments, and indices prepared and issued by the General Services Administration.
10-30	Force Account	<p>a. Contract Force Account - A method of payment that addresses extra work performed by the Contractor on a time and material basis.</p> <p>b. Owner Force Account - Work performed for the project by the Owner's employees.</p>
10-31	Intention of Terms	<p>Whenever, in these specifications or on the plans, the words "directed," "required," "permitted," "ordered," "designated," "prescribed," or words of like import are used, it shall be understood that the direction, requirement, permission, order, designation, or prescription of the Engineer and/or Resident Project Representative (RPR) is intended; and similarly, the words "approved," "acceptable," "satisfactory," or words of like import, shall mean approved by, or acceptable to, or satisfactory to the Engineer and/or RPR, subject in each case to the final determination of the Owner.</p> <p>Any reference to a specific requirement of a numbered paragraph of the contract specifications or a cited standard shall be interpreted to include all general requirements of the entire section, specification item, or cited standard that may be pertinent to such specific reference.</p>
10-32	Lighting	A system of fixtures providing or controlling the light sources used on or near the airport or within the airport buildings. The field lighting includes all luminous signals, markers, floodlights, and illuminating devices used on or near the airport or to aid in the operation of aircraft landing at, taking off from, or taxiing on the airport surface.

10-33	Major and Minor Contract Items	A major contract item shall be any item that is listed in the proposal, the total cost of which is equal to or greater than 20% of the total amount of the award contract. All other items shall be considered minor contract items.
10-34	Materials	Any substance specified for use in the construction of the contract work.
10-35	Modification of Standards (MOS)	Any deviation from standard specifications applicable to material and construction methods in accordance with FAA Order 5300.1.
10-36	Notice to Proceed (NTP)	A written notice to the Contractor to begin the actual contract work on a previously agreed to date. If applicable, the Notice to Proceed shall state the date on which the contract time begins.
10-37	Owner	The term "Owner" shall mean the party of the first part or the contracting agency signatory to the contract. Where the term "Owner" is capitalized in this document, it shall mean airport Sponsor only.
10-38	Passenger Facility Charge (PFC)	Per 14 Code of Federal Regulations (CFR) Part 158 and 49 United States Code (USC) § 40117, a PFC is a charge imposed by a public agency on passengers enplaned at a commercial service airport it controls.
10-39	Pavement Structure	The combined surface course, base course(s), and subbase course(s), if any, considered as a single unit.
10-40	Payment bond	The approved form of security furnished by the Contractor and their own surety as a guaranty that the Contractor will pay in full all bills and accounts for materials and labor used in the construction of the work.
10-41	Performance bond	The approved form of security furnished by the Contractor and their own surety as a guaranty that the Contractor will complete the work in accordance with the terms of the contract.
10-42	Plans	The official drawings or exact reproductions which show the location, character, dimensions and details of the airport and the work to be done and which are to be considered as a part of the contract, supplementary to the specifications. Plans may also be referred to as 'contract drawings.'

10-43	Project	The agreed scope of work for accomplishing specific airport development with respect to a particular airport.
10-44	Proposal	The written offer of the bidder (when submitted on the approved proposal form) to perform the contemplated work and furnish the necessary materials in accordance with the provisions of the plans and specifications.
10-45	Proposal guaranty	The security furnished with a proposal to guarantee that the bidder will enter into a contract if their own proposal is accepted by the Owner.
10-46	Quality Assurance (QA)	Owner's responsibility to assure that construction work completed complies with specifications for payment.
10-47	Quality Control (QC)	Contractor's responsibility to control material(s) and construction processes to complete construction in accordance with project specifications.
10-48	Quality Assurance (QA) Inspector	An authorized representative of the Engineer and/or Resident Project Representative (RPR) assigned to make all necessary inspections, observations, tests, and/or observation of tests of the work performed or being performed, or of the materials furnished or being furnished by the Contractor.
10-49	Quality Assurance (QA) Laboratory	The official quality assurance testing laboratories of the Owner or such other laboratories as may be designated by the Engineer or RPR. May also be referred to as Engineer's, Owner's, or QA Laboratory.
10-50	Resident Project Representative (RPR)	The individual, partnership, firm, or corporation duly authorized by the Owner to be responsible for all necessary inspections, observations, tests, and/or observations of tests of the contract work performed or being performed, or of the materials furnished or being furnished by the Contractor, and acting directly or through an authorized representative.
10-51	Runway	The area on the airport prepared for the landing and takeoff of aircraft.
10-52	Runway Safety Area (RSA)	A defined surface surrounding the runway prepared or suitable for reducing the risk of damage to aircraft. See the construction safety and phasing plan (CSPP) for limits of the RSA.
10-53	Safety Plan Compliance Document (SPCD)	Details how the Contractor will comply with the CSPP.

10-54	Specifications	A part of the contract containing the written directions and requirements for completing the contract work. Standards for specifying materials or testing which are cited in the contract specifications by reference shall have the same force and effect as if included in the contract physically.
10-55	Sponsor	A Sponsor is defined in 49 USC § 47102(24) as a public agency that submits to the FAA for an AIP grant; or a private Owner of a public-use airport that submits to the FAA an application for an AIP grant for the airport.
10-56	Structures	Airport facilities such as bridges; culverts; catch basins, inlets, retaining walls, cribbing; storm and sanitary sewer lines; water lines; underdrains; electrical ducts, manholes, handholes, lighting fixtures and bases; transformers; navigational aids; buildings; vaults; and, other manmade features of the airport that may be encountered in the work and not otherwise classified herein.
10-57	Subgrade	The soil that forms the pavement foundation.
10-58	Superintendent	The Contractor's executive representative who is present on the work during progress, authorized to receive and fulfill instructions from the RPR, and who shall supervise and direct the construction.
10-59	Supplemental Agreement	A written agreement between the Contractor and the Owner that establishes the basis of payment and contract time adjustment, if any, for the work affected by the supplemental agreement. A supplemental agreement is required if: (1) in scope work would increase or decrease the total amount of the awarded contract by more than 25%; (2) in scope work would increase or decrease the total of any major contract item by more than 25%; (3) work that is not within the scope of the originally awarded contract; or (4) adding or deleting of a major contract item.
10-60	Surety	The corporation, partnership, or individual, other than the Contractor, executing payment or performance bonds that are furnished to the Owner by the Contractor.
10-61	Taxilane	A taxiway designed for low speed movement of aircraft between aircraft parking areas and terminal areas.
10-62	Taxiway	The portion of the air operations area of an airport that has been designated by competent airport

		authority for movement of aircraft to and from the airport's runways, aircraft parking areas, and terminal areas.
10-63	Taxiway/Taxilane Safety Area (TSA)	A defined surface alongside the taxiway prepared or suitable for reducing the risk of damage to an aircraft. See the construction safety and phasing plan (CSPP) for limits of the TSA.
10-64	Work	The furnishing of all labor, materials, tools, equipment, and incidentals necessary or convenient to the Contractor's performance of all duties and obligations imposed by the contract, plans, and specifications.
10-65	Working day	A working day shall be any day other than a legal holiday, Saturday, or Sunday on which the normal working forces of the Contractor may proceed with regular work for at least six (6) hours toward completion of the contract. Half days will be charge when the contractor may proceed with regular work for at least three (3) hours toward completion of the contract. When work is suspended for causes beyond the Contractor's control, it will not be counted as a working day. Saturdays, Sundays and holidays on which the Contractor's forces engage in regular work will be considered as working days.
10-66	Owner Defined terms	None

END OF SECTION 10

Section 20 Proposal Requirements and Conditions

20-01 Advertisement (Notice to Bidders). See Advertisement

20-02 Qualification of bidders. Each bidder shall submit evidence of competency and evidence of financial responsibility to perform the work to the Owner at the time of bid opening.

Evidence of competency, unless otherwise specified, shall consist of statements covering the bidder's past experience on similar work, and a list of equipment and a list of key personnel that would be available for the work.

Each bidder shall furnish the Owner satisfactory evidence of their financial responsibility. Evidence of financial responsibility, unless otherwise specified, shall consist of a confidential statement or report of the bidder's financial resources and liabilities as of the last calendar year or the bidder's last fiscal year. Such statements or reports shall be certified by a public accountant. At the time of submitting such financial statements or reports, the bidder shall further certify whether their financial responsibility is approximately the same as stated or reported by the public accountant. If the bidder's financial responsibility has changed, the bidder shall qualify the public accountant's statement or report to reflect the bidder's true financial condition at the time such qualified statement or report is submitted to the Owner.

Unless otherwise specified, a bidder may submit evidence that they are prequalified with the State Highway Division and are on the current "bidder's list" of the state in which the proposed work is located. Evidence of State Highway Division prequalification may be submitted as evidence of financial responsibility in lieu of the certified statements or reports specified above.

20-03 Contents of proposal forms. The Owner's proposal forms state the location and description of the proposed construction; the place, date, and time of opening of the proposals; and the estimated quantities of the various items of work to be performed and materials to be furnished for which unit bid prices are asked. The proposal form states the time in which the work must be completed, and the amount of the proposal guaranty that must accompany the proposal. The Owner will accept only those Proposals properly executed on physical forms or electronic forms provided by the Owner. Bidder actions that may cause the Owner to deem a proposal irregular are given in paragraph 20-09 *Irregular proposals*.

Mobilization is limited to 4 percent of the total project cost.

20-04 Issuance of proposal forms. The Owner reserves the right to refuse to issue a proposal form to a prospective bidder if the bidder is in default for any of the following reasons:

- a. Failure to comply with any prequalification regulations of the Owner, if such regulations are cited, or otherwise included, in the proposal as a requirement for bidding.
- b. Failure to pay, or satisfactorily settle, all bills due for labor and materials on former contracts in force with the Owner at the time the Owner issues the proposal to a prospective bidder.
- c. Documented record of Contractor default under previous contracts with the Owner.
- d. Documented record of unsatisfactory work on previous contracts with the Owner.

20-05 Interpretation of estimated proposal quantities. An estimate of quantities of work to be done and materials to be furnished under these specifications is given in the proposal. It is the result of careful calculations and is believed to be correct. It is given only as a basis for comparison of proposals and the award of the contract. The Owner does not expressly, or by

implication, agree that the actual quantities involved will correspond exactly therewith; nor shall the bidder plead misunderstanding or deception because of such estimates of quantities, or of the character, location, or other conditions pertaining to the work. Payment to the Contractor will be made only for the actual quantities of work performed or materials furnished in accordance with the plans and specifications. It is understood that the quantities may be increased or decreased as provided in the Section 40, paragraph 40-02, Alteration of Work and Quantities, without in any way invalidating the unit bid prices.

20-06 Examination of plans, specifications, and site. The bidder is expected to carefully examine the site of the proposed work, the proposal, plans, specifications, and contract forms. Bidders shall satisfy themselves to the character, quality, and quantities of work to be performed, materials to be furnished, and to the requirements of the proposed contract. The submission of a proposal shall be prima facie evidence that the bidder has made such examination and is satisfied to the conditions to be encountered in performing the work and the requirements of the proposed contract, plans, and specifications.

Boring logs and other records of subsurface investigations and tests are available for inspection of bidders. It is understood and agreed that such subsurface information, whether included in the plans, specifications, or otherwise made available to the bidder, was obtained and is intended for the Owner's design and estimating purposes only. Such information has been made available for the convenience of all bidders. It is further understood and agreed that each bidder is solely responsible for all assumptions, deductions, or conclusions which the bidder may make or obtain from their own examination of the boring logs and other records of subsurface investigations and tests that are furnished by the Owner.

20-07 Preparation of proposal. The bidder shall submit their proposal on the forms furnished by the Owner. All blank spaces in the proposal forms, unless explicitly stated otherwise, must be correctly filled in where indicated for each and every item for which a quantity is given. The bidder shall state the price (written in ink or typed) both in words and numerals which they propose for each pay item furnished in the proposal. In case of conflict between words and numerals, the words, unless obviously incorrect, shall govern.

The bidder shall correctly sign the proposal in ink. If the proposal is made by an individual, their name and post office address must be shown. If made by a partnership, the name and post office address of each member of the partnership must be shown. If made by a corporation, the person signing the proposal shall give the name of the state where the corporation was chartered and the name, titles, and business address of the president, secretary, and the treasurer. Anyone signing a proposal as an agent shall file evidence of their authority to do so and that the signature is binding upon the firm or corporation.

20-08 Responsive and responsible bidder. A responsive bid conforms to all significant terms and conditions contained in the Owner's invitation for bid. It is the Owner's responsibility to decide if the exceptions taken by a bidder to the solicitation are material or not and the extent of deviation it is willing to accept.

A responsible bidder has the ability to perform successfully under the terms and conditions of a proposed procurement, as defined in 2 CFR § 200.318(h). This includes such matters as Contractor integrity, compliance with public policy, record of past performance, and financial and technical resources.

20-09 Irregular proposals. Proposals shall be considered irregular for the following reasons:

- a. If the proposal is on a form other than that furnished by the Owner, or if the Owner's form is altered, or if any part of the proposal form is detached.
- b. If there are unauthorized additions, conditional or alternate pay items, or irregularities of any kind that make the proposal incomplete, indefinite, or otherwise ambiguous.

- c. If the proposal does not contain a unit price for each pay item listed in the proposal, except in the case of authorized alternate pay items, for which the bidder is not required to furnish a unit price.
- d. If the proposal contains unit prices that are obviously unbalanced.
- e. If the proposal is not accompanied by the proposal guaranty specified by the Owner.
- f. If the applicable Disadvantaged Business Enterprise information is incomplete.

The Owner reserves the right to reject any irregular proposal and the right to waive technicalities if such waiver is in the best interest of the Owner and conforms to local laws and ordinances pertaining to the letting of construction contracts.

20-10 Bid guarantee. Each separate proposal shall be accompanied by a bid bond, certified check, or other specified acceptable collateral, in the amount specified in the proposal form. Such bond, check, or collateral shall be made payable to the Owner.

20-11 Delivery of proposal. Each proposal submitted shall be placed in a sealed envelope plainly marked with the project number, location of airport, and name and business address of the bidder on the outside. When sent by mail, preferably registered, the sealed proposal, marked as indicated above, should be enclosed in an additional envelope. No proposal will be considered unless received at the place specified in the advertisement or as modified by Addendum before the time specified for opening all bids. Proposals received after the bid opening time shall be returned to the bidder unopened.

20-12 Withdrawal or revision of proposals. A bidder may withdraw or revise (by withdrawal of one proposal and submission of another) a proposal provided that the bidder's request for withdrawal is received by the Owner either in writing, by fax, or by email before the time specified for opening bids. Revised proposals must be received at the place specified in the advertisement before the time specified for opening all bids.

20-13 Public opening of proposals. Proposals shall be opened, and read, publicly at the time and place specified in the advertisement. Bidders, their authorized agents, and other interested persons are invited to attend. Proposals that have been withdrawn (by written or telegraphic request) or received after the time specified for opening bids shall be returned to the bidder unopened.

20-14 Disqualification of bidders. A bidder shall be considered disqualified for any of the following reasons:

- a. Submitting more than one proposal from the same partnership, firm, or corporation under the same or different name.
- b. Evidence of collusion among bidders. Bidders participating in such collusion shall be disqualified as bidders for any future work of the Owner until any such participating bidder has been reinstated by the Owner as a qualified bidder.
- c. If the bidder is considered to be in "default" for any reason specified in paragraph 20-04, *Issuance of Proposal Forms*, of this section.

20-15 Discrepancies and Omissions. A Bidder who discovers discrepancies or omissions with the project bid documents shall immediately notify the Owner's Engineer of the matter. A bidder that has doubt as to the true meaning of a project requirement may submit to the Owner's Engineer a written request for interpretation no later than 7 days prior to bid opening.

Any interpretation of the project bid documents by the Owner's Engineer will be by written addendum issued by the Owner. The Owner will not consider any instructions, clarifications or interpretations of the bidding documents in any manner other than written addendum.

END OF SECTION 20

Section 30 Award and Execution of Contract

30-01 Consideration of proposals. After the proposals are publicly opened and read, they will be compared on the basis of the summation of the products obtained by multiplying the estimated quantities shown in the proposal by the unit bid prices. If a bidder's proposal contains a discrepancy between unit bid prices written in words and unit bid prices written in numbers, the unit bid price written in words shall govern.

Until the award of a contract is made, the Owner reserves the right to reject a bidder's proposal for any of the following reasons:

- a. If the proposal is irregular as specified in Section 20, paragraph 20-09, *Irregular Proposals*.
- b. If the bidder is disqualified for any of the reasons specified Section 20, paragraph 20-14, *Disqualification of Bidders*.

In addition, until the award of a contract is made, the Owner reserves the right to reject any or all proposals, waive technicalities, if such waiver is in the best interest of the Owner and is in conformance with applicable state and local laws or regulations pertaining to the letting of construction contracts; advertise for new proposals; or proceed with the work otherwise. All such actions shall promote the Owner's best interests.

30-02 Award of contract. The award of a contract, if it is to be awarded, shall be made within 120 calendar days of the date specified for publicly opening proposals, unless otherwise specified herein.

If the Owner elects to proceed with an award of contract, the Owner will make award to the responsible bidder whose bid, conforming with all the material terms and conditions of the bid documents, is the lowest in price.

30-03 Cancellation of award. The Owner reserves the right to cancel the award without liability to the bidder, except return of proposal guaranty, at any time before a contract has been fully executed by all parties and is approved by the Owner in accordance with paragraph 30-07 *Approval of Contract*.

30-04 Return of proposal guaranty. All proposal guaranties, except those of the two lowest bidders, will be returned immediately after the Owner has made a comparison of bids as specified in the paragraph 30-01, *Consideration of Proposals*. Proposal guaranties of the two lowest bidders will be retained by the Owner until such time as an award is made, at which time, the unsuccessful bidder's proposal guaranty will be returned. The successful bidder's proposal guaranty will be returned as soon as the Owner receives the contract bonds as specified in paragraph 30-05, *Requirements of Contract Bonds*.

30-05 Requirements of contract bonds. At the time of the execution of the contract, the successful bidder shall furnish the Owner a surety bond or bonds that have been fully executed by the bidder and the surety guaranteeing the performance of the work and the payment of all legal debts that may be incurred by reason of the Contractor's performance of the work. The surety and the form of the bond or bonds shall be acceptable to the Owner. Unless otherwise specified in this subsection, the surety bond or bonds shall be in a sum equal to the full amount of the contract.

30-06 Execution of contract. The successful bidder shall sign (execute) the necessary agreements for entering into the contract and return the signed contract to the Owner, along with the fully executed surety bond or bonds specified in paragraph 30-05, *Requirements of Contract Bonds*, of this section, within 15 calendar days from the date mailed or otherwise delivered to the successful bidder.

30-07 Approval of contract. Upon receipt of the contract and contract bond or bonds that have been executed by the successful bidder, the Owner shall complete the execution of the contract in accordance with local laws or ordinances, and return the fully executed contract to the Contractor. Delivery of the fully executed contract to the Contractor shall constitute the Owner's approval to be bound by the successful bidder's proposal and the terms of the contract.

30-08 Failure to execute contract. Failure of the successful bidder to execute the contract and furnish an acceptable surety bond or bonds within the period specified in paragraph 30-06, *Execution of Contract*, of this section shall be just cause for cancellation of the award and forfeiture of the proposal guaranty, not as a penalty, but as liquidated damages to the Owner.

END OF SECTION 30

Section 40 Scope of Work

40-01 Intent of contract. The intent of the contract is to provide for construction and completion, in every detail, of the work described. It is further intended that the Contractor shall furnish all labor, materials, equipment, tools, transportation, and supplies required to complete the work in accordance with the plans, specifications, and terms of the contract.

40-02 Alteration of work and quantities. The Owner reserves the right to make such changes in quantities and work as may be necessary or desirable to complete, in a satisfactory manner, the original intended work. Unless otherwise specified in the Contract, the Owner's Engineer or RPR shall be and is hereby authorized to make, in writing, such in-scope alterations in the work and variation of quantities as may be necessary to complete the work, provided such action does not represent a significant change in the character of the work.

For purpose of this section, a significant change in character of work means: any change that is outside the current contract scope of work; any change (increase or decrease) in the total contract cost by more than 25%; or any change in the total cost of a major contract item by more than 25%.

Work alterations and quantity variances that do not meet the definition of significant change in character of work shall not invalidate the contract nor release the surety. Contractor agrees to accept payment for such work alterations and quantity variances in accordance with Section 90, paragraph 90-03, *Compensation for Altered Quantities*.

Should the value of altered work or quantity variance meet the criteria for significant change in character of work, such altered work and quantity variance shall be covered by a supplemental agreement. Supplemental agreements shall also require consent of the Contractor's surety and separate performance and payment bonds. If the Owner and the Contractor are unable to agree on a unit adjustment for any contract item that requires a supplemental agreement, the Owner reserves the right to terminate the contract with respect to the item and make other arrangements for its completion.

40-03 Omitted items. The Owner, the Owner's Engineer or the RPR may provide written notice to the Contractor to omit from the work any contract item that does not meet the definition of major contract item. Major contract items may be omitted by a supplemental agreement. Such omission of contract items shall not invalidate any other contract provision or requirement.

Should a contract item be omitted or otherwise ordered to be non-performed, the Contractor shall be paid for all work performed toward completion of such item prior to the date of the order to omit such item. Payment for work performed shall be in accordance with Section 90, paragraph 90-04, *Payment for Omitted Items*.

40-04 Extra work. Should acceptable completion of the contract require the Contractor to perform an item of work not provided for in the awarded contract as previously modified by change order or supplemental agreement, Owner may issue a Change Order to cover the necessary extra work. Change orders for extra work shall contain agreed unit prices for performing the change order work in accordance with the requirements specified in the order, and shall contain any adjustment to the contract time that, in the RPR's opinion, is necessary for completion of the extra work.

When determined by the RPR to be in the Owner's best interest, the RPR may order the Contractor to proceed with extra work as provided in Section 90, paragraph 90-05, *Payment for Extra Work*. Extra work that is necessary for acceptable completion of the project, but is not within the general scope of the work covered by the original contract shall be covered by a supplemental agreement as defined in Section 10, paragraph 10-59, *Supplemental Agreement*.

If extra work is essential to maintaining the project critical path, RPR may order the Contractor to commence the extra work under a Time and Material contract method. Once sufficient detail is available to establish the level of effort necessary for the extra work, the Owner shall initiate a change order or supplemental agreement to cover the extra work.

Any claim for payment of extra work that is not covered by written agreement (change order or supplemental agreement) shall be rejected by the Owner.

40-05 Maintenance of traffic. It is the explicit intention of the contract that the safety of aircraft, as well as the Contractor's equipment and personnel, is the most important consideration. The Contractor shall maintain traffic in the manner detailed in the Construction Safety and Phasing Plan (CSPP).

- a. It is understood and agreed that the Contractor shall provide for the free and unobstructed movement of aircraft in the air operations areas (AOAs) of the airport with respect to their own operations and the operations of all subcontractors as specified in Section 80, paragraph 80-04, *Limitation of Operations*. It is further understood and agreed that the Contractor shall provide for the uninterrupted operation of visual and electronic signals (including power supplies thereto) used in the guidance of aircraft while operating to, from, and upon the airport as specified in Section 70, paragraph 70-15, *Contractor's Responsibility for Utility Service and Facilities of Others*.
- b. With respect to their own operations and the operations of all subcontractors, the Contractor shall provide marking, lighting, and other acceptable means of identifying personnel, equipment, vehicles, storage areas, and any work area or condition that may be hazardous to the operation of aircraft, fire-rescue equipment, or maintenance vehicles at the airport in accordance with the construction safety and phasing plan (CSPP) and the safety plan compliance document (SPCD).
- c. When the contract requires the maintenance of an existing road, street, or highway during the Contractor's performance of work that is otherwise provided for in the contract, plans, and specifications, the Contractor shall keep the road, street, or highway open to all traffic and shall provide maintenance as may be required to accommodate traffic. The Contractor, at their expense, shall be responsible for the repair to equal or better than preconstruction conditions of any damage caused by the Contractor's equipment and personnel. The Contractor shall furnish, erect, and maintain barricades, warning signs, flag person, and other traffic control devices in reasonable conformity with the Manual on Uniform Traffic Control Devices (MUTCD) (<http://mutcd.fhwa.dot.gov/>), unless otherwise specified. The Contractor shall also construct and maintain in a safe condition any temporary connections necessary for ingress to and egress from abutting property or intersecting roads, streets or highways. Unless otherwise specified herein, the Contractor will not be required to furnish snow removal for such existing road, street, or highway.

40-06 Removal of existing structures. All existing structures encountered within the established lines, grades, or grading sections shall be removed by the Contractor, unless such existing structures are otherwise specified to be relocated, adjusted up or down, salvaged, abandoned in place, reused in the work or to remain in place. The cost of removing such existing structures shall not be measured or paid for directly, but shall be included in the various contract items.

Should the Contractor encounter an existing structure (above or below ground) in the work for which the disposition is not indicated on the plans, the Resident Project Representative (RPR) shall be notified prior to disturbing such structure. The disposition of existing structures so encountered shall be immediately determined by the RPR in accordance with the provisions of the contract.

Except as provided in Section 40, paragraph 40-07, *Rights in and Use of Materials Found in the Work*, it is intended that all existing materials or structures that may be encountered (within the lines, grades, or grading sections established for completion of the work) shall be used in the work as otherwise provided for in the contract and shall remain the property of the Owner when so used in the work.

40-07 Rights in and use of materials found in the work. Should the Contractor encounter any material such as (but not restricted to) sand, stone, gravel, slag, or concrete slabs within the established lines, grades, or grading sections, the use of which is intended by the terms of the contract to be embankment, the Contractor may at their own option either:

- a. Use such material in another contract item, providing such use is approved by the RPR and is in conformance with the contract specifications applicable to such use; or,
- b. Remove such material from the site, upon written approval of the RPR; or
- c. Use such material for the Contractor's own temporary construction on site; or,
- d. Use such material as intended by the terms of the contract.

Should the Contractor wish to exercise option a., b., or c., the Contractor shall request the RPR's approval in advance of such use.

Should the RPR approve the Contractor's request to exercise option a., b., or c., the Contractor shall be paid for the excavation or removal of such material at the applicable contract price. The Contractor shall replace, at their expense, such removed or excavated material with an agreed equal volume of material that is acceptable for use in constructing embankment, backfills, or otherwise to the extent that such replacement material is needed to complete the contract work. The Contractor shall not be charged for use of such material used in the work or removed from the site.

Should the RPR approve the Contractor's exercise of option a., the Contractor shall be paid, at the applicable contract price, for furnishing and installing such material in accordance with requirements of the contract item in which the material is used.

It is understood and agreed that the Contractor shall make no claim for delays by reason of their own exercise of option a., b., or c.

The Contractor shall not excavate, remove, or otherwise disturb any material, structure, or part of a structure which is located outside the lines, grades, or grading sections established for the work, except where such excavation or removal is provided for in the contract, plans, or specifications.

40-08 Final cleanup. Upon completion of the work and before acceptance and final payment will be made, the Contractor shall remove from the site all machinery, equipment, surplus and discarded materials, rubbish, temporary structures, and stumps or portions of trees. The Contractor shall cut all brush and woods within the limits indicated and shall leave the site in a neat and presentable condition. Material cleared from the site and deposited on adjacent property will not be considered as having been disposed of satisfactorily, unless the Contractor has obtained the written permission of the property Owner.

END OF SECTION 40

Section 50 Control of Work

50-01 Authority of the Resident Project Representative (RPR). The RPR has final authority regarding the interpretation of project specification requirements. The RPR shall determine acceptability of the quality of materials furnished, method of performance of work performed, and the manner and rate of performance of the work. The RPR does not have the authority to accept work that does not conform to specification requirements.

50-02 Conformity with plans and specifications. All work and all materials furnished shall be in reasonably close conformity with the lines, grades, grading sections, cross-sections, dimensions, material requirements, and testing requirements that are specified (including specified tolerances) in the contract, plans, or specifications.

If the RPR finds the materials furnished, work performed, or the finished product not within reasonably close conformity with the plans and specifications, but that the portion of the work affected will, in their opinion, result in a finished product having a level of safety, economy, durability, and workmanship acceptable to the Owner, the RPR will advise the Owner of their determination that the affected work be accepted and remain in place. The RPR will document the determination and recommend to the Owner a basis of acceptance that will provide for an adjustment in the contract price for the affected portion of the work. Changes in the contract price must be covered by contract change order or supplemental agreement as applicable.

If the RPR finds the materials furnished, work performed, or the finished product are not in reasonably close conformity with the plans and specifications and have resulted in an unacceptable finished product, the affected work or materials shall be removed and replaced or otherwise corrected by and at the expense of the Contractor in accordance with the RPR's written orders.

The term "reasonably close conformity" shall not be construed as waiving the Contractor's responsibility to complete the work in accordance with the contract, plans, and specifications. The term shall not be construed as waiving the RPR's responsibility to insist on strict compliance with the requirements of the contract, plans, and specifications during the Contractor's execution of the work, when, in the RPR's opinion, such compliance is essential to provide an acceptable finished portion of the work.

The term "reasonably close conformity" is also intended to provide the RPR with the authority, after consultation with the Sponsor and FAA, to use sound engineering judgment in their determinations to accept work that is not in strict conformity, but will provide a finished product equal to or better than that required by the requirements of the contract, plans and specifications.

The RPR will not be responsible for the Contractor's means, methods, techniques, sequences, or procedures of construction or the safety precautions incident thereto.

50-03 Coordination of contract, plans, and specifications. The contract, plans, specifications, and all referenced standards cited are essential parts of the contract requirements. If electronic files are provided and used on the project and there is a conflict between the electronic files and hard copy plans, the hard copy plans shall govern. A requirement occurring in one is as binding as though occurring in all. They are intended to be complementary and to describe and provide for a complete work. In case of discrepancy, calculated dimensions will govern over scaled dimensions; contract technical specifications shall govern over contract general provisions, plans, cited standards for materials or testing, and cited advisory circulars (ACs); contract general provisions shall govern over plans, cited standards for materials or testing, and cited ACs; plans shall govern over cited standards for materials or testing and cited ACs. If any

paragraphs contained in the Special Provisions conflict with General Provisions or Technical Specifications, the Special Provisions shall govern.

From time to time, discrepancies within cited testing standards occur due to the timing of the change, edits, and/or replacement of the standards. If the Contractor discovers any apparent discrepancy within standard test methods, the Contractor shall immediately ask the RPR for an interpretation and decision, and such decision shall be final.

The Contractor shall not take advantage of any apparent error or omission on the plans or specifications. In the event the Contractor discovers any apparent error or discrepancy, Contractor shall immediately notify the Owner or the designated representative in writing requesting their written interpretation and decision.

50-04 List of Special Provisions. Refer to the Special Provisions section in the Contract Documents.

50-05 Cooperation of Contractor. The Contractor shall be supplied with three hard copies or an electronic PDF of the plans and specifications. The Contractor shall have available on the construction site at all times one hardcopy each of the plans and specifications. Additional hard copies of plans and specifications may be obtained by the Contractor for the cost of reproduction.

The Contractor shall give constant attention to the work to facilitate the progress thereof, and shall cooperate with the RPR and their inspectors and with other Contractors in every way possible. The Contractor shall have a competent superintendent on the work at all times who is fully authorized as their agent on the work. The superintendent shall be capable of reading and thoroughly understanding the plans and specifications and shall receive and fulfill instructions from the RPR or their authorized representative.

50-06 Cooperation between Contractors. The Owner reserves the right to contract for and perform other or additional work on or near the work covered by this contract.

When separate contracts are let within the limits of any one project, each Contractor shall conduct the work not to interfere with or hinder the progress of completion of the work being performed by other Contractors. Contractors working on the same project shall cooperate with each other as directed.

Each Contractor involved shall assume all liability, financial or otherwise, in connection with their own contract and shall protect and hold harmless the Owner from any and all damages or claims that may arise because of inconvenience, delays, or loss experienced because of the presence and operations of other Contractors working within the limits of the same project.

The Contractor shall arrange their work and shall place and dispose of the materials being used to not interfere with the operations of the other Contractors within the limits of the same project. The Contractor shall join their work with that of the others in an acceptable manner and shall perform it in proper sequence to that of the others.

50-07 Construction layout and stakes. The Engineer/RPR shall establish necessary horizontal and vertical control. The establishment of Survey Control and/or reestablishment of survey control shall be by a State Licensed Land Surveyor. Contractor is responsible for preserving integrity of horizontal and vertical controls established by Engineer/RPR. In case of negligence on the part of the Contractor or their employees, resulting in the destruction of any horizontal and vertical control, the resulting costs will be deducted as a liquidated damage against the Contractor.

Prior to the start of construction, the Contractor will check all control points for horizontal and vertical accuracy and certify in writing to the RPR that the Contractor concurs with survey control established for the project. All lines, grades and measurements from control points necessary for the proper execution and control of the work on this project will be provided to

the RPR. The Contractor is responsible to establish all layout required for the construction of the project.

Copies of survey notes will be provided to the RPR for each area of construction and for each placement of material as specified to allow the RPR to make periodic checks for conformance with plan grades, alignments and grade tolerances required by the applicable material specifications. Surveys will be provided to the RPR prior to commencing work items that cover or disturb the survey staking. Survey(s) and notes shall be provided in the following format(s): Electronic (pdf) and hard copy

Laser, GPS, String line, or other automatic control shall be checked with temporary control as necessary. In the case of error, on the part of the Contractor, their surveyor, employees or subcontractors, resulting in established grades, alignment or grade tolerances that do not concur with those specified or shown on the plans, the Contractor is solely responsible for correction, removal, replacement and all associated costs at no additional cost to the Owner.

No direct payment will be made, unless otherwise specified in contract documents, for this labor, materials, or other expenses. The cost shall be included in the price of the bid for the various items of the Contract.

50-08 Authority and duties of Quality Assurance (QA) inspectors. QA inspectors shall be authorized to inspect all work done and all material furnished. Such QA inspection may extend to all or any part of the work and to the preparation, fabrication, or manufacture of the materials to be used. QA inspectors are not authorized to revoke, alter, or waive any provision of the contract. QA inspectors are not authorized to issue instructions contrary to the plans and specifications or to act as foreman for the Contractor.

QA Inspectors are authorized to notify the Contractor or their representatives of any failure of the work or materials to conform to the requirements of the contract, plans, or specifications and to reject such nonconforming materials in question until such issues can be referred to the RPR for a decision.

50-09 Inspection of the work. All materials and each part or detail of the work shall be subject to inspection. The RPR shall be allowed access to all parts of the work and shall be furnished with such information and assistance by the Contractor as is required to make a complete and detailed inspection.

If the RPR requests it, the Contractor, at any time before acceptance of the work, shall remove or uncover such portions of the finished work as may be directed. After examination, the Contractor shall restore said portions of the work to the standard required by the specifications. Should the work thus exposed or examined prove acceptable, the uncovering, or removing, and the replacing of the covering or making good of the parts removed will be paid for as extra work; but should the work so exposed or examined prove unacceptable, the uncovering, or removing, and the replacing of the covering or making good of the parts removed will be at the Contractor's expense.

Provide advance written notice to the RPR of work the Contractor plans to perform each week and each day. Any work done or materials used without written notice and allowing opportunity for inspection by the RPR may be ordered removed and replaced at the Contractor's expense.

Should the contract work include relocation, adjustment, or any other modification to existing facilities, not the property of the (contract) Owner, authorized representatives of the Owners of such facilities shall have the right to inspect such work. Such inspection shall in no sense make any facility owner a party to the contract, and shall in no way interfere with the rights of the parties to this contract.

50-10 Removal of unacceptable and unauthorized work. All work that does not conform to the requirements of the contract, plans, and specifications will be considered unacceptable, unless otherwise determined acceptable by the RPR as provided in paragraph 50-02, *Conformity with Plans and Specifications*.

Unacceptable work, whether the result of poor workmanship, use of defective materials, damage through carelessness, or any other cause found to exist prior to the final acceptance of the work, shall be removed immediately and replaced in an acceptable manner in accordance with the provisions of Section 70, paragraph 70-14, *Contractor's Responsibility for Work*.

No removal work made under provision of this paragraph shall be done without lines and grades having been established by the RPR. Work done contrary to the instructions of the RPR, work done beyond the lines shown on the plans or as established by the RPR, except as herein specified, or any extra work done without authority, will be considered as unauthorized and will not be paid for under the provisions of the contract. Work so done may be ordered removed or replaced at the Contractor's expense.

Upon failure on the part of the Contractor to comply with any order of the RPR made under the provisions of this subsection, the RPR will have authority to cause unacceptable work to be remedied or removed and replaced; and unauthorized work to be removed and recover the resulting costs as a liquidated damage against the Contractor.

50-11 Load restrictions. The Contractor shall comply with all legal load restrictions in the hauling of materials on public roads beyond the limits of the work. A special permit will not relieve the Contractor of liability for damage that may result from the moving of material or equipment.

The operation of equipment of such weight or so loaded as to cause damage to structures or to any other type of construction will not be permitted. Hauling of materials over the base course or surface course under construction shall be limited as directed. No loads will be permitted on a concrete pavement, base, or structure before the expiration of the curing period. The Contractor, at their own expense, shall be responsible for the repair to equal or better than preconstruction conditions of any damage caused by the Contractor's equipment and personnel.

50-12 Maintenance during construction. The Contractor shall maintain the work during construction and until the work is accepted. Maintenance shall constitute continuous and effective work prosecuted day by day, with adequate equipment and forces so that the work is maintained in satisfactory condition at all times.

In the case of a contract for the placing of a course upon a course or subgrade previously constructed, the Contractor shall maintain the previous course or subgrade during all construction operations.

All costs of maintenance work during construction and before the project is accepted shall be included in the unit prices bid on the various contract items, and the Contractor will not be paid an additional amount for such work.

50-13 Failure to maintain the work. Should the Contractor at any time fail to maintain the work as provided in paragraph 50-12, *Maintenance during Construction*, the RPR shall immediately notify the Contractor of such noncompliance. Such notification shall specify a reasonable time within which the Contractor shall be required to remedy such unsatisfactory maintenance condition. The time specified will give due consideration to the exigency that exists.

Should the Contractor fail to respond to the RPR's notification, the Owner may suspend any work necessary for the Owner to correct such unsatisfactory maintenance condition, depending on

the exigency that exists. Any maintenance cost incurred by the Owner, shall be recovered as a liquidated damage against the Contractor.

50-14 Partial acceptance. If at any time during the execution of the project the Contractor substantially completes a usable unit or portion of the work, the occupancy of which will benefit the Owner, the Contractor may request the RPR to make final inspection of that unit. If the RPR finds upon inspection that the unit has been satisfactorily completed in compliance with the contract, the RPR may accept it as being complete, and the Contractor may be relieved of further responsibility for that unit. Such partial acceptance and beneficial occupancy by the Owner shall not void or alter any provision of the contract.

50-15 Final acceptance. Upon due notice from the Contractor of presumptive completion of the entire project, the RPR and Owner will make an inspection. If all construction provided for and contemplated by the contract is found to be complete in accordance with the contract, plans, and specifications, such inspection shall constitute the final inspection. The RPR shall notify the Contractor in writing of final acceptance as of the date of the final inspection.

If, however, the inspection discloses any work, in whole or in part, as being unsatisfactory, the RPR will notify the Contractor and the Contractor shall correct the unsatisfactory work. Upon correction of the work, another inspection will be made which shall constitute the final inspection, provided the work has been satisfactorily completed. In such event, the RPR will make the final acceptance and notify the Contractor in writing of this acceptance as of the date of final inspection.

50-16 Claims for adjustment and disputes. If for any reason the Contractor deems that additional compensation is due for work or materials not clearly provided for in the contract, plans, or specifications or previously authorized as extra work, the Contractor shall notify the RPR in writing of their intention to claim such additional compensation before the Contractor begins the work on which the Contractor bases the claim. If such notification is not given or the RPR is not afforded proper opportunity by the Contractor for keeping strict account of actual cost as required, then the Contractor hereby agrees to waive any claim for such additional compensation. Such notice by the Contractor and the fact that the RPR has kept account of the cost of the work shall not in any way be construed as proving or substantiating the validity of the claim. When the work on which the claim for additional compensation is based has been completed, the Contractor shall, within 10 calendar days, submit a written claim to the RPR who will present it to the Owner for consideration in accordance with local laws or ordinances.

Nothing in this subsection shall be construed as a waiver of the Contractor's right to dispute final payment based on differences in measurements or computations.

50-17 Value Engineering Cost Proposal. Not Used.

END OF SECTION 50

Section 60 Control of Materials

60-01 Source of supply and quality requirements. The materials used in the work shall conform to the requirements of the contract, plans, and specifications. Unless otherwise specified, such materials that are manufactured or processed shall be new (as compared to used or reprocessed).

In order to expedite the inspection and testing of materials, the Contractor shall furnish documentation to the RPR as to the origin, composition, and manufacture of all materials to be used in the work. Documentation shall be furnished promptly after execution of the contract but, in all cases, prior to delivery of such materials.

At the RPR's option, materials may be approved at the source of supply before delivery. If it is found after trial that sources of supply for previously approved materials do not produce specified products, the Contractor shall furnish materials from other sources.

The Contractor shall furnish airport lighting equipment that meets the requirements of the specifications; and is listed in AC 150/5345-53, *Airport Lighting Equipment Certification Program* and *Addendum*, that is in effect on the date of advertisement.

60-02 Samples, tests, and cited specifications. All materials used in the work shall be inspected, tested, and approved by the RPR before incorporation in the work unless otherwise designated. Any work in which untested materials are used without approval or written permission of the RPR shall be performed at the Contractor's risk. Materials found to be unacceptable and unauthorized will not be paid for and, if directed by the RPR, shall be removed at the Contractor's expense.

Unless otherwise designated, quality assurance tests will be made by and at the expense of the Owner in accordance with the cited standard methods of ASTM, American Association of State Highway and Transportation Officials (AASHTO), federal specifications, Commercial Item Descriptions, and all other cited methods, which are current on the date of advertisement for bids.

The testing organizations performing on-site quality assurance field tests shall have copies of all referenced standards on the construction site for use by all technicians and other personnel. Unless otherwise designated, samples for quality assurance will be taken by a qualified representative of the RPR. All materials being used are subject to inspection, test, or rejection at any time prior to or during incorporation into the work. Copies of all tests will be furnished to the Contractor's representative at their request after review and approval of the RPR.

A copy of all Contractor QC test data shall be provided to the RPR daily, along with printed reports, in an approved format, on a weekly basis. After completion of the project, and prior to final payment, the Contractor shall submit a final report to the RPR showing all test data reports, plus an analysis of all results showing ranges, averages, and corrective action taken on all failing tests.

The Contractor shall employ a Quality Control (QC) testing organization to perform all Contractor required QC tests in accordance with Item C-100 Contractor Quality Control Program (CQCP).

60-03 Certification of compliance/analysis (COC/COA). The RPR may permit the use, prior to sampling and testing, of certain materials or assemblies when accompanied by manufacturer's COC stating that such materials or assemblies fully comply with the requirements of the contract. The certificate shall be signed by the manufacturer. Each lot of such materials or assemblies delivered to the work must be accompanied by a certificate of compliance in which

the lot is clearly identified. The COA is the manufacturer's COC and includes all applicable test results.

Materials or assemblies used on the basis of certificates of compliance may be sampled and tested at any time and if found not to be in conformity with contract requirements will be subject to rejection whether in place or not.

The form and distribution of certificates of compliance shall be as approved by the RPR.

When a material or assembly is specified by "brand name or equal" and the Contractor elects to furnish the specified "or equal," the Contractor shall be required to furnish the manufacturer's certificate of compliance for each lot of such material or assembly delivered to the work. Such certificate of compliance shall clearly identify each lot delivered and shall certify as to:

- a. Conformance to the specified performance, testing, quality or dimensional requirements; and,
- b. Suitability of the material or assembly for the use intended in the contract work.

The RPR shall be the sole judge as to whether the proposed "or equal" is suitable for use in the work.

The RPR reserves the right to refuse permission for use of materials or assemblies on the basis of certificates of compliance.

60-04 Plant inspection. The RPR or their authorized representative may inspect, at its source, any specified material or assembly to be used in the work. Manufacturing plants may be inspected from time to time for the purpose of determining compliance with specified manufacturing methods or materials to be used in the work and to obtain samples required for acceptance of the material or assembly.

Should the RPR conduct plant inspections, the following conditions shall exist:

- a. The RPR shall have the cooperation and assistance of the Contractor and the producer with whom the Contractor has contracted for materials.
- b. The RPR shall have full entry at all reasonable times to such parts of the plant that concern the manufacture or production of the materials being furnished.
- c. If required by the RPR, the Contractor shall arrange for adequate office or working space that may be reasonably needed for conducting plant inspections. Place office or working space in a convenient location with respect to the plant.

It is understood and agreed that the Owner shall have the right to retest any material that has been tested and approved at the source of supply after it has been delivered to the site. The RPR shall have the right to reject only material which, when retested, does not meet the requirements of the contract, plans, or specifications.

60-05 Engineer/ Resident Project Representative (RPR) field office. The Contractor shall furnish an Engineer's Field Office as shown or specified.

60-06 Storage of materials. Materials shall be stored to assure the preservation of their quality and fitness for the work. Stored materials, even though approved before storage, may again be inspected prior to their use in the work. Stored materials shall be located to facilitate their prompt inspection. The Contractor shall coordinate the storage of all materials with the RPR. Materials to be stored on airport property shall not create an obstruction to air navigation nor shall they interfere with the free and unobstructed movement of aircraft. Unless otherwise shown on the plans and/or CSPP, the storage of materials and the location of the Contractor's plant and parked equipment or vehicles shall be as directed by the RPR. Private property shall not be used for storage purposes without written permission of the Owner or lessee of such property. The

Contractor shall make all arrangements and bear all expenses for the storage of materials on private property. Upon request, the Contractor shall furnish the RPR a copy of the property Owner's permission.

All storage sites on private or airport property shall be restored to their original condition by the Contractor at their expense, except as otherwise agreed to (in writing) by the Owner or lessee of the property.

60-07 Unacceptable materials. Any material or assembly that does not conform to the requirements of the contract, plans, or specifications shall be considered unacceptable and shall be rejected. The Contractor shall remove any rejected material or assembly from the site of the work, unless otherwise instructed by the RPR.

Rejected material or assembly, the defects of which have been corrected by the Contractor, shall not be returned to the site of the work until such time as the RPR has approved its use in the work.

60-08 Owner furnished materials. The Contractor shall furnish all materials required to complete the work, except those specified, if any, to be furnished by the Owner. Owner-furnished materials shall be made available to the Contractor at the location specified.

All costs of handling, transportation from the specified location to the site of work, storage, and installing Owner-furnished materials shall be included in the unit price bid for the contract item in which such Owner-furnished material is used.

After any Owner-furnished material has been delivered to the location specified, the Contractor shall be responsible for any demurrage, damage, loss, or other deficiencies that may occur during the Contractor's handling, storage, or use of such Owner-furnished material. The Owner will deduct from any monies due or to become due the Contractor any cost incurred by the Owner in making good such loss due to the Contractor's handling, storage, or use of Owner-furnished materials.

END OF SECTION 60

Section 70 Legal Regulations and Responsibility to Public

70-01 Laws to be observed. The Contractor shall keep fully informed of all federal and state laws, all local laws, ordinances, and regulations and all orders and decrees of bodies or tribunals having any jurisdiction or authority, which in any manner affect those engaged or employed on the work, or which in any way affect the conduct of the work. The Contractor shall at all times observe and comply with all such laws, ordinances, regulations, orders, and decrees; and shall protect and indemnify the Owner and all their officers, agents, or servants against any claim or liability arising from or based on the violation of any such law, ordinance, regulation, order, or decree, whether by the Contractor or the Contractor’s employees.

70-02 Permits, licenses, and taxes. The Contractor shall procure all permits and licenses, pay all charges, fees, and taxes, and give all notices necessary and incidental to the due and lawful execution of the work.

70-03 Patented devices, materials, and processes. If the Contractor is required or desires to use any design, device, material, or process covered by letters of patent or copyright, the Contractor shall provide for such use by suitable legal agreement with the Patentee or Owner. The Contractor and the surety shall indemnify and hold harmless the Owner, any third party, or political subdivision from any and all claims for infringement by reason of the use of any such patented design, device, material or process, or any trademark or copyright, and shall indemnify the Owner for any costs, expenses, and damages which it may be obliged to pay by reason of an infringement, at any time during the execution or after the completion of the work.

70-04 Restoration of surfaces disturbed by others. The Owner reserves the right to authorize the construction, reconstruction, or maintenance of any public or private utility service, FAA or National Oceanic and Atmospheric Administration (NOAA) facility, or a utility service of another government agency at any time during the progress of the work. To the extent that such construction, reconstruction, or maintenance has been coordinated with the Owner, such authorized work (by others) must be shown on the plans and is indicated as follows:

<u>OWNER</u>	<u>LOCATION</u>	<u>PERSON TO CONTACT</u>
None		

Except as listed above, the Contractor shall not permit any individual, firm, or corporation to excavate or otherwise disturb such utility services or facilities located within the limits of the work without the written permission of the RPR.

Should the Owner of public or private utility service, FAA, or NOAA facility, or a utility service of another government agency be authorized to construct, reconstruct, or maintain such utility service or facility during the progress of the work, the Contractor shall cooperate with such Owners by arranging and performing the work in this contract to facilitate such construction, reconstruction or maintenance by others whether or not such work by others is listed above. When ordered as extra work by the RPR, the Contractor shall make all necessary repairs to the work which are due to such authorized work by others, unless otherwise provided for in the contract, plans, or specifications. It is understood and agreed that the Contractor shall not be entitled to make any claim for damages due to such authorized work by others or for any delay to the work resulting from such authorized work.

70-05 Federal Participation. The United States Government has agreed to reimburse the Owner for some portion of the contract costs. The contract work is subject to the inspection and approval of duly authorized representatives of the FAA Administrator. No requirement of this contract shall be construed as making the United States a party to the contract nor will any such requirement interfere, in any way, with the rights of either party to the contract.

70-06 Sanitary, health, and safety provisions. The Contractor's worksite and facilities shall comply with applicable federal, state, and local requirements for health, safety and sanitary provisions.

70-07 Public convenience and safety. The Contractor shall control their operations and those of their subcontractors and all suppliers, to assure the least inconvenience to the traveling public. Under all circumstances, safety shall be the most important consideration.

The Contractor shall maintain the free and unobstructed movement of aircraft and vehicular traffic with respect to their own operations and those of their own subcontractors and all suppliers in accordance with Section 40, paragraph 40-05, *Maintenance of Traffic*, and shall limit such operations for the convenience and safety of the traveling public as specified in Section 80, paragraph 80-04, *Limitation of Operations*.

The Contractor shall remove or control debris and rubbish resulting from its work operations at frequent intervals, and upon the order of the RPR. If the RPR determines the existence of Contractor debris in the work site represents a hazard to airport operations and the Contractor is unable to respond in a prompt and reasonable manner, the RPR reserves the right to assign the task of debris removal to a third party and recover the resulting costs as a liquidated damage against the Contractor.

70-08 Construction Safety and Phasing Plan (CSPP). The Contractor shall complete the work in accordance with the approved Construction Safety and Phasing Plan (CSPP) developed in accordance with AC 150/5370-2, *Operational Safety on Airports During Construction*. The CSPP is located in the Special Provisions of the specifications.

70-09 Use of explosives. The use of explosives is not permitted on this project unless specifically approved by the engineer and owner. When the use of explosives is necessary for the execution of the work, the Contractor shall exercise the utmost care not to endanger life or property, including new work. The Contractor shall be responsible for all damage resulting from the use of explosives.

All explosives shall be stored in a secure manner in compliance with all laws and ordinances, and all such storage places shall be clearly marked. Where no local laws or ordinances apply, storage shall be provided satisfactory to the RPR and, in general, not closer than 1,000 feet (300 m) from the work or from any building, road, or other place of human occupancy.

The Contractor shall notify each property Owner and public utility company having structures or facilities in proximity to the site of the work of their intention to use explosives. Such notice shall be given sufficiently in advance to enable them to take such steps as they may deem necessary to protect their property from injury.

The use of electrical blasting caps shall not be permitted on or within 1,000 feet (300 m) of the airport property.

70-10 Protection and restoration of property and landscape. The Contractor shall be responsible for the preservation of all public and private property, and shall protect carefully from disturbance or damage all land monuments and property markers until the Engineer/RPR has witnessed or otherwise referenced their location and shall not move them until directed.

The Contractor shall be responsible for all damage or injury to property of any character, during the execution of the work, resulting from any act, omission, neglect, or misconduct in manner or method of executing the work, or at any time due to defective work or materials, and said responsibility shall not be released until the project has been completed and accepted.

When or where any direct or indirect damage or injury is done to public or private property by or on account of any act, omission, neglect, or misconduct in the execution of the work, or in consequence of the non-execution thereof by the Contractor, the Contractor shall restore, at their expense, such property to a condition similar or equal to that existing before such damage

or injury was done, by repairing, or otherwise restoring as may be directed, or the Contractor shall make good such damage or injury in an acceptable manner.

70-11 Responsibility for damage claims. The Contractor shall indemnify and hold harmless the Engineer/RPR and the Owner and their officers, agents, and employees from all suits, actions, or claims, of any character, brought because of any injuries or damage received or sustained by any person, persons, or property on account of the operations of the Contractor; or on account of or in consequence of any neglect in safeguarding the work; or through use of unacceptable materials in constructing the work; or because of any act or omission, neglect, or misconduct of said Contractor; or because of any claims or amounts recovered from any infringements of patent, trademark, or copyright; or from any claims or amounts arising or recovered under the "Workmen's Compensation Act," or any other law, ordinance, order, or decree. Money due the Contractor under and by virtue of their own contract considered necessary by the Owner for such purpose may be retained for the use of the Owner or, in case no money is due, their own surety may be held until such suits, actions, or claims for injuries or damages shall have been settled and suitable evidence to that effect furnished to the Owner, except that money due the Contractor will not be withheld when the Contractor produces satisfactory evidence that he or she is adequately protected by public liability and property damage insurance.

70-12 Third party beneficiary clause. It is specifically agreed between the parties executing the contract that it is not intended by any of the provisions of any part of the contract to create for the public or any member thereof, a third-party beneficiary or to authorize anyone not a party to the contract to maintain a suit for personal injuries or property damage pursuant to the terms or provisions of the contract.

70-13 Opening sections of the work to traffic. If it is necessary for the Contractor to complete portions of the contract work for the beneficial occupancy of the Owner prior to completion of the entire contract, such "phasing" of the work must be specified below and indicated on the approved Construction Safety and Phasing Plan (CSPP) and the project plans. When so specified, the Contractor shall complete such portions of the work on or before the date specified or as otherwise specified.

<u>Phase</u>	Required Date or Sequence of Owner's Beneficial Occupancy	<u>Work Shown on Plan Sheet</u>
--------------	--	---------------------------------

Refer to section 80 for Specific Airport Operating Requirements and the CSPP.

Upon completion of any portion of work listed above, such portion shall be accepted by the Owner in accordance with Section 50, paragraph 50-14, *Partial Acceptance*.

No portion of the work may be opened by the Contractor until directed by the Owner in writing. Should it become necessary to open a portion of the work to traffic on a temporary or intermittent basis, such openings shall be made when, in the opinion of the RPR, such portion of the work is in an acceptable condition to support the intended traffic. Temporary or intermittent openings are considered to be inherent in the work and shall not constitute either acceptance of the portion of the work so opened or a waiver of any provision of the contract. Any damage to the portion of the work so opened that is not attributable to traffic which is permitted by the Owner shall be repaired by the Contractor at their expense.

The Contractor shall make their own estimate of the inherent difficulties involved in completing the work under the conditions herein described and shall not claim any added compensation by reason of delay or increased cost due to opening a portion of the contract work.

The Contractor must conform to safety standards contained AC 150/5370-2 and the approved CSPP.

Contractor shall refer to the plans, specifications, and the approved CSPP to identify barricade requirements, temporary and/or permanent markings, airfield lighting, guidance signs and other safety requirements prior to opening up sections of work to traffic.

70-14 Contractor's responsibility for work. Until the RPR's final written acceptance of the entire completed work, excepting only those portions of the work accepted in accordance with Section 50, paragraph 50-14, *Partial Acceptance*, the Contractor shall have the charge and care thereof and shall take every precaution against injury or damage to any part due to the action of the elements or from any other cause, whether arising from the execution or from the non-execution of the work. The Contractor shall rebuild, repair, restore, and make good all injuries or damages to any portion of the work occasioned by any of the above causes before final acceptance and shall bear the expense thereof except damage to the work due to unforeseeable causes beyond the control of and without the fault or negligence of the Contractor, including but not restricted to acts of God such as earthquake, tidal wave, tornado, hurricane or other cataclysmic phenomenon of nature, or acts of the public enemy or of government authorities.

If the work is suspended for any cause whatever, the Contractor shall be responsible for the work and shall take such precautions necessary to prevent damage to the work. The Contractor shall provide for normal drainage and shall erect necessary temporary structures, signs, or other facilities at their own expense. During such period of suspension of work, the Contractor shall properly and continuously maintain in an acceptable growing condition all living material in newly established planting, seeding, and sodding furnished under the contract, and shall take adequate precautions to protect new tree growth and other important vegetative growth against injury.

70-15 Contractor's responsibility for utility service and facilities of others. As provided in paragraph 70-04, *Restoration of Surfaces Disturbed by Others*, the Contractor shall cooperate with the owner of any public or private utility service, FAA or NOAA, or a utility service of another government agency that may be authorized by the Owner to construct, reconstruct or maintain such utility services or facilities during the progress of the work. In addition, the Contractor shall control their operations to prevent the unscheduled interruption of such utility services and facilities.

To the extent that such public or private utility services, FAA, or NOAA facilities, or utility services of another governmental agency are known to exist within the limits of the contract work, the approximate locations have been indicated on the plans and/or in the contract documents.

<u>UTILITY SERVICE OR FACILITY</u>	<u>PERSON TO CONTACT</u>	<u>TELEPHONE NO.</u>
------------------------------------	--------------------------	----------------------

None

It is understood and agreed that the Owner does not guarantee the accuracy or the completeness of the location information relating to existing utility services, facilities, or structures that may be shown on the plans or encountered in the work. Any inaccuracy or omission in such information shall not relieve the Contractor of the responsibility to protect such existing features from damage or unscheduled interruption of service.

It is further understood and agreed that the Contractor shall, upon execution of the contract, notify the Owners of all utility services or other facilities of their plan of operations. Such notification shall be in writing addressed to "The Person to Contact" as provided in this paragraph and paragraph 70-04, *Restoration of Surfaces Disturbed By Others*. A copy of each notification shall be given to the RPR.

In addition to the general written notification provided, it shall be the responsibility of the Contractor to keep such individual Owners advised of changes in their plan of operations that would affect such Owners.

Prior to beginning the work in the general vicinity of an existing utility service or facility, the Contractor shall again notify each such Owner of their plan of operation. If, in the Contractor's opinion, the Owner's assistance is needed to locate the utility service or facility or the presence of a representative of the Owner is desirable to observe the work, such advice should be included in the notification. Such notification shall be given by the most expeditious means to reach the utility owner's "Person to Contact" no later than two normal business days prior to the Contractor's commencement of operations in such general vicinity. The Contractor shall furnish a written summary of the notification to the RPR.

The Contractor's failure to give the two days' notice shall be cause for the Owner to suspend the Contractor's operations in the general vicinity of a utility service or facility.

Where the outside limits of an underground utility service have been located and staked on the ground, the Contractor shall be required to use hand excavation methods within 3 feet (1 m) of such outside limits at such points as may be required to ensure protection from damage due to the Contractor's operations.

Should the Contractor damage or interrupt the operation of a utility service or facility by accident or otherwise, the Contractor shall immediately notify the proper authority and the RPR and shall take all reasonable measures to prevent further damage or interruption of service. The Contractor, in such events, shall cooperate with the utility service or facility owner and the RPR continuously until such damage has been repaired and service restored to the satisfaction of the utility or facility owner.

The Contractor shall bear all costs of damage and restoration of service to any utility service or facility due to their operations whether due to negligence or accident. The Owner reserves the right to deduct such costs from any monies due or which may become due the Contractor, or their own surety.

70-15.1 FAA facilities and cable runs. The Contractor is hereby advised that the construction limits of the project include existing facilities and buried cable runs that are owned, operated and maintained by the FAA. The Contractor, during the execution of the project work, shall comply with the following:

a. The Contractor shall permit FAA maintenance personnel the right of access to the project work site for purposes of inspecting and maintaining all existing FAA owned facilities.

b. The Contractor shall provide notice to the FAA Air Traffic Organization (ATO)/Technical Operations/System Support Center (SSC) Point-of-Contact a minimum of seven (7) calendar days prior to commencement of construction activities in order to permit sufficient time to locate and mark existing buried cables and to schedule any required facility outages.

c. If execution of the project work requires a facility outage, the Contractor shall contact the FAA Point-of-Contact a minimum of 72 hours prior to the time of the required outage.

d. Any damage to FAA cables, access roads, or FAA facilities during construction caused by the Contractor's equipment or personnel whether by negligence or accident will require the Contractor to repair or replace the damaged cables, access road, or FAA facilities to FAA requirements. The Contractor shall not bear the cost to repair damage to underground facilities or utilities improperly located by the FAA.

e. If the project work requires the cutting or splicing of FAA owned cables, the FAA Point-of-Contact shall be contacted a minimum of 72 hours prior to the time the cable work commences. The FAA reserves the right to have a FAA representative on site to observe the

splicing of the cables as a condition of acceptance. All cable splices are to be accomplished in accordance with FAA specifications and require approval by the FAA Point-of-Contact as a condition of acceptance by the Owner. The Contractor is hereby advised that FAA restricts the location of where splices may be installed. If a cable splice is required in a location that is not permitted by FAA, the Contractor shall furnish and install a sufficient length of new cable that eliminates the need for any splice.

70-16 Furnishing rights-of-way. The Owner will be responsible for furnishing all rights-of-way upon which the work is to be constructed in advance of the Contractor's operations.

70-17 Personal liability of public officials. In carrying out any of the contract provisions or in exercising any power or authority granted by this contract, there shall be no liability upon the Engineer, RPR, their authorized representatives, or any officials of the Owner either personally or as an official of the Owner. It is understood that in such matters they act solely as agents and representatives of the Owner.

70-18 No waiver of legal rights. Upon completion of the work, the Owner will expeditiously make final inspection and notify the Contractor of final acceptance. Such final acceptance, however, shall not preclude or stop the Owner from correcting any measurement, estimate, or certificate made before or after completion of the work, nor shall the Owner be precluded or stopped from recovering from the Contractor or their surety, or both, such overpayment as may be sustained, or by failure on the part of the Contractor to fulfill their obligations under the contract. A waiver on the part of the Owner of any breach of any part of the contract shall not be held to be a waiver of any other or subsequent breach.

The Contractor, without prejudice to the terms of the contract, shall be liable to the Owner for latent defects, fraud, or such gross mistakes as may amount to fraud, or as regards the Owner's rights under any warranty or guaranty.

70-19 Environmental protection. The Contractor shall comply with all federal, state, and local laws and regulations controlling pollution of the environment. The Contractor shall take necessary precautions to prevent pollution of streams, lakes, ponds, and reservoirs with fuels, oils, asphalts, chemicals, or other harmful materials and to prevent pollution of the atmosphere from particulate and gaseous matter.

70-20 Archaeological and historical findings. Unless otherwise specified in this subsection, the Contractor is advised that the site of the work is not within any property, district, or site, and does not contain any building, structure, or object listed in the current National Register of Historic Places published by the United States Department of Interior.

Should the Contractor encounter, during their operations, any building, part of a building, structure, or object that is incongruous with its surroundings, the Contractor shall immediately cease operations in that location and notify the RPR. The RPR will immediately investigate the Contractor's finding and the Owner will direct the Contractor to either resume operations or to suspend operations as directed.

Should the Owner order suspension of the Contractor's operations in order to protect an archaeological or historical finding, or order the Contractor to perform extra work, such shall be covered by an appropriate contract change order or supplemental agreement as provided in Section 40, paragraph 40-04, *Extra Work*, and Section 90, paragraph 90-05, *Payment for Extra Work*. If appropriate, the contract change order or supplemental agreement shall include an extension of contract time in accordance with Section 80, paragraph 80-07, *Determination and Extension of Contract Time*.

70-21 Insurance Requirements. Refer to the Agreement Section.

END OF SECTION 70

Section 80 Execution and Progress

80-01 Subletting of contract. The Owner will not recognize any subcontractor on the work. The Contractor shall at all times when work is in progress be represented either in person, by a qualified superintendent, or by other designated, qualified representative who is duly authorized to receive and execute orders of the Resident Project Representative (RPR).

The Contractor shall perform, with his organization, an amount of work equal to at least 25 percent of the total contract cost.

Should the Contractor elect to assign their contract, said assignment shall be concurred in by the surety, shall be presented for the consideration and approval of the Owner, and shall be consummated only on the written approval of the Owner.

The Contractor shall provide copies of all subcontracts to the RPR 14 days prior to being utilized on the project. As a minimum, the information shall include the following:

- Subcontractor's legal company name.
- Subcontractor's legal company address, including County name.
- Principal contact person's name, telephone and fax number.
- Complete narrative description, and dollar value of the work to be performed by the subcontractor.
- Copies of required insurance certificates in accordance with the specifications.
- Minority/ non-minority status.

80-02 Notice to proceed (NTP). The Owners notice to proceed will state the date on which contract time commences. The Contractor is expected to commence project operations within 10 days of the NTP date. The Contractor shall notify the RPR at least 24 hours in advance of the time contract operations begins. The Contractor shall not commence any actual operations prior to the date on which the notice to proceed is issued by the Owner.

80-03 Execution and progress. Unless otherwise specified, the Contractor shall submit their coordinated construction schedule showing all work activities for the RPR's review and acceptance at least 10 days prior to the start of work. The Contractor's progress schedule, once accepted by the RPR, will represent the Contractor's baseline plan to accomplish the project in accordance with the terms and conditions of the Contract. The RPR will compare actual Contractor progress against the baseline schedule to determine that status of the Contractor's performance. The Contractor shall provide sufficient materials, equipment, and labor to guarantee the completion of the project in accordance with the plans and specifications within the time set forth in the proposal.

If the Contractor falls significantly behind the submitted schedule, the Contractor shall, upon the RPR's request, submit a revised schedule for completion of the work within the contract time and modify their operations to provide such additional materials, equipment, and labor necessary to meet the revised schedule. Should the execution of the work be discontinued for any reason, the Contractor shall notify the RPR at least 24 hours in advance of resuming operations.

The Contractor shall not commence any actual construction prior to the date on which the NTP is issued by the Owner.

The project schedule shall be prepared as a network diagram in Critical Path Method (CPM), Program Evaluation and Review Technique (PERT), or other format, or as otherwise specified. It

shall include information on the sequence of work activities, milestone dates, and activity duration. The schedule shall show all work items identified in the project proposal for each work area and shall include the project start date and end date.

The Contractor shall maintain the work schedule and provide an update and analysis of the progress schedule on a twice monthly basis, or as otherwise specified in the contract. Submission of the work schedule shall not relieve the Contractor of overall responsibility for scheduling, sequencing, and coordinating all work to comply with the requirements of the contract.

80-04 Limitation of operations. The Contractor shall control their operations and the operations of their subcontractors and all suppliers to provide for the free and unobstructed movement of aircraft in the air operations areas (AOA) of the airport.

When the work requires the Contractor to conduct their operations within an AOA of the airport, the work shall be coordinated with airport operations (through the RPR) at least 48 hours prior to commencement of such work. The Contractor shall not close an AOA until so authorized by the RPR and until the necessary temporary marking, signage and associated lighting is in place as provided in Section 70, paragraph 70-08, *Construction Safety and Phasing Plan (CSPP)*.

When the contract work requires the Contractor to work within an AOA of the airport on an intermittent basis (intermittent opening and closing of the AOA), the Contractor shall maintain constant communications as specified; immediately obey all instructions to vacate the AOA; and immediately obey all instructions to resume work in such AOA. Failure to maintain the specified communications or to obey instructions shall be cause for suspension of the Contractor’s operations in the AOA until satisfactory conditions are provided. The areas of the AOA identified in the Construction Safety Phasing Plan (CSPP) and as listed below, cannot be closed to operating aircraft to permit the Contractor’s operations on a continuous basis and will therefore be closed to aircraft operations intermittently as follows:

<u>AOA</u>	<u>Allowed Closure Time</u>	<u>Communication Required When Working In an AOA</u>	<u>Control Authority Including Training</u>
------------	-----------------------------	--	---

Refer to the CSPP.

The Contractor shall be required to conform to safety standards contained in AC 150/5370-2, Operational Safety on Airports During Construction and the approved CSPP.

80-04.1 Operational safety on airport during construction. All Contractors’ operations shall be conducted in accordance with the approved project Construction Safety and Phasing Plan (CSPP) and the Safety Plan Compliance Document (SPCD) and the provisions set forth within the current version of AC 150/5370-2, Operational Safety on Airports During Construction. The CSPP included within the contract documents conveys minimum requirements for operational safety on the airport during construction activities. The Contractor shall prepare and submit a SPCD that details how it proposes to comply with the requirements presented within the CSPP.

The Contractor shall implement all necessary safety plan measures prior to commencement of any work activity. The Contractor shall conduct routine checks to assure compliance with the safety plan measures.

The Contractor is responsible to the Owner for the conduct of all subcontractors it employs on the project. The Contractor shall assure that all subcontractors are made aware of the requirements of the CSPP and SPCD and that they implement and maintain all necessary measures.

No deviation or modifications may be made to the approved CSPP and SPCD unless approved in writing by the Owner. The necessary coordination actions to review Contractor proposed modifications to an approved CSPP or approved SPCD can require a significant amount of time.

80-05 Character of workers, methods, and equipment. The Contractor shall, at all times, employ sufficient labor and equipment for prosecuting the work to full completion in the manner and time required by the contract, plans, and specifications.

All workers shall have sufficient skill and experience to perform properly the work assigned to them. Workers engaged in special work or skilled work shall have sufficient experience in such work and in the operation of the equipment required to perform the work satisfactorily.

Any person employed by the Contractor or by any subcontractor who violates any operational regulations or operational safety requirements and, in the opinion of the RPR, does not perform his work in a proper and skillful manner or is intemperate or disorderly shall, at the written request of the RPR, be removed immediately by the Contractor or subcontractor employing such person, and shall not be employed again in any portion of the work without approval of the RPR.

Should the Contractor fail to remove such person or persons, or fail to furnish suitable and sufficient personnel for the proper execution of the work, the RPR may suspend the work by written notice until compliance with such orders.

All equipment that is proposed to be used on the work shall be of sufficient size and in such mechanical condition as to meet requirements of the work and to produce a satisfactory quality of work. Equipment used on any portion of the work shall not cause injury to previously completed work, adjacent property, or existing airport facilities due to its use.

When the methods and equipment to be used by the Contractor in accomplishing the work are not prescribed in the contract, the Contractor is free to use any methods or equipment that will accomplish the work in conformity with the requirements of the contract, plans, and specifications.

When the contract specifies the use of certain methods and equipment, such methods and equipment shall be used unless otherwise authorized by the RPR. If the Contractor desires to use a method or type of equipment other than specified in the contract, the Contractor may request authority from the RPR to do so. The request shall be in writing and shall include a full description of the methods and equipment proposed and of the reasons for desiring to make the change. If approval is given, it will be on the condition that the Contractor will be fully responsible for producing work in conformity with contract requirements. If, after trial use of the substituted methods or equipment, the RPR determines that the work produced does not meet contract requirements, the Contractor shall discontinue the use of the substitute method or equipment and shall complete the remaining work with the specified methods and equipment. The Contractor shall remove any deficient work and replace it with work of specified quality, or take such other corrective action as the RPR may direct. No change will be made in basis of payment for the contract items involved nor in contract time as a result of authorizing a change in methods or equipment under this paragraph.

80-06 Temporary suspension of the work. The Owner shall have the authority to suspend the work wholly, or in part, for such period or periods the Owner may deem necessary, due to unsuitable weather, or other conditions considered unfavorable for the execution of the work, or for such time necessary due to the failure on the part of the Contractor to carry out orders given or perform any or all provisions of the contract.

In the event that the Contractor is ordered by the Owner, in writing, to suspend work for some unforeseen cause not otherwise provided for in the contract and over which the Contractor has no control, the Contractor may be reimbursed for actual money expended on the work during the period of shutdown. No allowance will be made for anticipated profits. The period of

shutdown shall be computed from the effective date of the written order to suspend work to the effective date of the written order to resume the work. Claims for such compensation shall be filed with the RPR within the time period stated in the RPR's order to resume work. The Contractor shall submit with their own claim information substantiating the amount shown on the claim. The RPR will forward the Contractor's claim to the Owner for consideration in accordance with local laws or ordinances. No provision of this article shall be construed as entitling the Contractor to compensation for delays due to inclement weather or for any other delay provided for in the contract, plans, or specifications.

If it becomes necessary to suspend work for an indefinite period, the Contractor shall store all materials in such manner that they will not become an obstruction nor become damaged in any way. The Contractor shall take every precaution to prevent damage or deterioration of the work performed and provide for normal drainage of the work. The Contractor shall erect temporary structures where necessary to provide for traffic on, to, or from the airport.

80-07 Determination and extension of contract time. The Contract Time for this project is number of calendar days and is further defined in the following sections.

If the contract time requires extension for reasons beyond the Contractor's control, it shall be adjusted as follows:

80-07.1 Contract time based on working days. Contract time based on working days shall be calculated weekly by the Resident Project Representative (RPR). A working day is considered an 8 hour shift unless otherwise approved by the Engineer and the Department of labor. The RPR will furnish the Contractor a copy of their weekly statement of the number of working days charged against the contract time during the week and the number of working days currently specified for completion of the contract (the original contract time plus the number of working days, if any, that have been included in approved Change Orders or Supplemental Agreements covering Extra Work).

The weekly statement of contract time charged is based on the following considerations:

- 1) Time will be charged for each day on which the Contractor could proceed with scheduled work under construction at the time for at least six (6) hours with the normal work force employed on such items. Time will be charged for a half day on days when the Contractor could proceed with scheduled work under construction at the time for at least three (3) hours with the normal work force employed on such items. When normal work force is a double-shift, use 12 hours; and when the normal work force is on a triple-shift, use 18 hours. Conditions beyond the Contractor's control such as strikes, lockouts, unusual delays in transportation, temporary suspension of the scheduled work items under construction or temporary suspension of the entire work which have been ordered by the Owner for reasons not the fault of the Contractor, shall not be charged against the contract time.
- 2) The RPR will not make charges against the contract time prior to the effective date of the notice to proceed.
- 3) The RPR will begin charges against the contract time on the first working day after the effective date of the notice to proceed.
- 4) The RPR will not make charges against the contract time after the date of final acceptance as defined in Section 50, paragraph 50-14, *Final Acceptance*.
- 5) The Contractor will be allowed one (1) week in which to file a written protest setting forth their own objections to the RPR's weekly statement. If no objection is filed within such specified time, the weekly statement shall be considered as acceptable to the Contractor.

The contract time stated above is based on the originally estimated quantities as described in the Section 20, paragraph 20-05, *Interpretation of Estimated Proposal Quantities*. Should the satisfactory completion of the contract require performance of work in greater quantities than those estimated in the proposal, the contract time could be increased, if approved by the engineer in the same proportion as the cost of the actually completed quantities bears to the cost of the originally estimated quantities in the proposal. Such increase in contract time shall not consider either the cost of work or the extension of contract time that has been covered by change order or supplemental agreement and shall be made at the time of final payment.

80-07.2 Contract time based on calendar days. Contract Time based on calendar days shall consist of the number of calendar days stated in the contract counting from the effective date of the Notice to Proceed and including all Saturdays, Sundays, holidays, and non-work days. All calendar days elapsing between the effective dates of the Owner's orders to suspend and resume all work, due to causes not the fault of the Contractor, shall be excluded.

At the time of final payment, the contract time could be increased , if approved by the engineer in the same proportion as the cost of the actually completed quantities bears to the cost of the originally estimated quantities in the proposal. Such increase in the contract time shall not consider either cost of work or the extension of contract time that has been covered by a change order or supplemental agreement. Charges against the contract time will cease as of the date of final acceptance.

80-07.3 Contract time based on specific completion date. When the contract time is a specified completion date, it shall be the date on which all contract work shall be substantially complete.

If the Contractor finds it impossible for reasons beyond their own control to complete the work within the contract time as specified, or as extended in accordance with the provisions of this paragraph, the Contractor may, at any time prior to the expiration of the contract time as extended, make a written request to the Owner for an extension of time setting forth the reasons which the Contractor believes will justify the granting of their own request. Requests for extension of time, caused by inclement weather, shall be supported with National Weather Bureau data showing the actual amount of inclement weather exceeded what could normally be expected during the contract period. The Contractor's plea that insufficient time was specified is not a valid reason for extension of time. If the supporting documentation justify the work was delayed because of conditions beyond the control and without the fault of the Contractor, the Owner may extend the time for completion by a change order that adjusts the contract time or completion date. The extended time for completion shall then be in full force and effect, the same as though it were the original time for completion.

80-08 Failure to complete on time. For each calendar day or working day, as specified in the contract, that any work remains uncompleted after the contract time (including all extensions and adjustments as provided in paragraph 80-07, *Determination and Extension of Contract Time*) the sum specified in the contract and proposal as liquidated damages (LD) will be deducted from any money due or to become due the Contractor or their own surety. Such deducted sums shall not be deducted as a penalty but shall be considered as liquidation of a reasonable portion of damages including but not limited to additional engineering services that will be incurred by the Owner should the Contractor fail to complete the work in the time provided in their contract.

Schedule	Liquidated Damages Cost	Allowed Construction Time
Area A	\$500	45 calendar days

The maximum construction time allowed for Schedule A will be the sum of the time allowed for individual schedules but not more than 45 days. Permitting the Contractor to continue and finish the work or any part of it after the time fixed for its completion, or after the date to which the time for completion may have been extended, will in no way operate as a waiver on the part of the Owner of any of its rights under the contract.

80-09 Default and termination of contract. The Contractor shall be considered in default of their contract and such default will be considered as cause for the Owner to terminate the contract for any of the following reasons, if the Contractor:

- a. Fails to begin the work under the contract within the time specified in the Notice to Proceed, or
- b. Fails to perform the work or fails to provide sufficient workers, equipment and/or materials to assure completion of work in accordance with the terms of the contract, or
- c. Performs the work unsuitably or neglects or refuses to remove materials or to perform anew such work as may be rejected as unacceptable and unsuitable, or
- d. Discontinues the execution of the work, or
- e. Fails to resume work which has been discontinued within a reasonable time after notice to do so, or
- f. Becomes insolvent or is declared bankrupt, or commits any act of bankruptcy or insolvency, or
- g. Allows any final judgment to stand against the Contractor unsatisfied for a period of 10 days, or
- h. Makes an assignment for the benefit of creditors, or
- i. For any other cause whatsoever, fails to carry on the work in an acceptable manner.

Should the Owner consider the Contractor in default of the contract for any reason above, the Owner shall immediately give written notice to the Contractor and the Contractor's surety as to the reasons for considering the Contractor in default and the Owner's intentions to terminate the contract.

If the Contractor or surety, within a period of 10 days after such notice, does not proceed in accordance therewith, then the Owner will, upon written notification from the RPR of the facts of such delay, neglect, or default and the Contractor's failure to comply with such notice, have full power and authority without violating the contract, to take the execution of the work out of the hands of the Contractor. The Owner may appropriate or use any or all materials and equipment that have been mobilized for use in the work and are acceptable and may enter into an agreement for the completion of said contract according to the terms and provisions thereof, or use such other methods as in the opinion of the RPR will be required for the completion of said contract in an acceptable manner.

All costs and charges incurred by the Owner, together with the cost of completing the work under contract, will be deducted from any monies due or which may become due the Contractor. If such expense exceeds the sum which would have been payable under the contract, then the Contractor and the surety shall be liable and shall pay to the Owner the amount of such excess.

80-10 Termination for national emergencies. The Owner shall terminate the contract or portion thereof by written notice when the Contractor is prevented from proceeding with the construction contract as a direct result of an Executive Order of the President with respect to the execution of war or in the interest of national defense.

When the contract, or any portion thereof, is terminated before completion of all items of work in the contract, payment will be made for the actual number of units or items of work completed at the contract price or as mutually agreed for items of work partially completed or not started. No claims or loss of anticipated profits shall be considered.

Reimbursement for organization of the work, and other overhead expenses, (when not otherwise included in the contract) and moving equipment and materials to and from the job will be considered, the intent being that an equitable settlement will be made with the Contractor.

Acceptable materials, obtained or ordered by the Contractor for the work and that are not incorporated in the work shall, at the option of the Contractor, be purchased from the Contractor at actual cost as shown by receipted bills and actual cost records at such points of delivery as may be designated by the RPR.

Termination of the contract or a portion thereof shall neither relieve the Contractor of their responsibilities for the completed work nor shall it relieve their surety of its obligation for and concerning any just claim arising out of the work performed.

80-11 Work area, storage area and sequence of operations. The Contractor shall obtain approval from the RPR prior to beginning any work in all areas of the airport. No operating runway, taxiway, or air operations area (AOA) shall be crossed, entered, or obstructed while it is operational. The Contractor shall plan and coordinate work in accordance with the approved CSPP and SPCD.

END OF SECTION 80

Section 90 Measurement and Payment

90-01 Measurement of quantities. All work completed under the contract will be measured by the RPR, or their authorized representatives, using United States Customary Units of Measurement.

The method of measurement and computations to be used in determination of quantities of material furnished and of work performed under the contract will be those methods generally recognized as conforming to good engineering practice.

Unless otherwise specified, longitudinal measurements for area computations will be made horizontally, and no deductions will be made for individual fixtures (or leave-outs) having an area of 9 square feet (0.8 square meters) or less. Unless otherwise specified, transverse measurements for area computations will be the neat dimensions shown on the plans or ordered in writing by the RPR.

Unless otherwise specified, all contract items which are measured by the linear foot such as electrical ducts, conduits, pipe culverts, underdrains, and similar items shall be measured parallel to the base or foundation upon which such items are placed.

The term "lump sum" when used as an item of payment will mean complete payment for the work described in the contract. When a complete structure or structural unit (in effect, "lump sum" work) is specified as the unit of measurement, the unit will be construed to include all necessary fittings and accessories.

When requested by the Contractor and approved by the RPR in writing, material specified to be measured by the cubic yard (cubic meter) may be weighed, and such weights will be converted to cubic yards (cubic meters) for payment purposes. Factors for conversion from weight measurement to volume measurement will be determined by the RPR and shall be agreed to by the Contractor before such method of measurement of pay quantities is used.

Measurement and Payment Terms

Term	Description
Excavation and Embankment Volume	In computing volumes of excavation, the average end area method will be used unless otherwise specified.
Measurement and Proportion by Weight	The term "ton" will mean the short ton consisting of 2,000 pounds (907 kg) avoirdupois. All materials that are measured or proportioned by weights shall be weighed on accurate, independently certified scales by competent, qualified personnel at locations designated by the RPR. If material is shipped by rail, the car weight may be accepted provided that only the actual weight of material is paid for. However, car weights will not be acceptable for material to be passed through mixing plants. Trucks used to haul material being paid for by weight shall be weighed empty daily at such times as the RPR directs, and each truck shall bear a plainly legible identification mark.
Measurement by Volume	Materials to be measured by volume in the hauling vehicle shall be hauled in approved vehicles and measured therein at the point of delivery. Vehicles for this purpose may be of any size or type acceptable

Term	Description
	for the materials hauled, provided that the body is of such shape that the actual contents may be readily and accurately determined. All vehicles shall be loaded to at least their water level capacity, and all loads shall be leveled when the vehicles arrive at the point of delivery.
Asphalt Material	Asphalt materials will be measured by the gallon (liter) or ton (kg). When measured by volume, such volumes will be measured at 60°F (16°C) or will be corrected to the volume at 60°F (16°C) using ASTM D1250 for asphalts. Net certified scale weights or weights based on certified volumes in the case of rail shipments will be used as a basis of measurement, subject to correction when asphalt material has been lost from the car or the distributor, wasted, or otherwise not incorporated in the work. When asphalt materials are shipped by truck or transport, net certified weights by volume, subject to correction for loss or foaming, will be used for computing quantities.
Cement	Cement will be measured by the ton (kg) or hundredweight (km).
Structure	Structures will be measured according to neat lines shown on the plans or as altered to fit field conditions.
Timber	Timber will be measured by the thousand feet board measure (MFBM) actually incorporated in the structure. Measurement will be based on nominal widths and thicknesses and the extreme length of each piece.
Plates and Sheets	The thickness of plates and galvanized sheet used in the manufacture of corrugated metal pipe, metal plate pipe culverts and arches, and metal cribbing will be specified and measured in decimal fraction of inch.
Miscellaneous Items	When standard manufactured items are specified such as fence, wire, plates, rolled shapes, pipe conduit, etc., and these items are identified by gauge, unit weight, section dimensions, etc., such identification will be considered to be nominal weights or dimensions. Unless more stringently controlled by tolerances in cited specifications, manufacturing tolerances established by the industries involved will be accepted.
Scales	<p>Scales must be tested for accuracy and serviced before use. Scales for weighing materials which are required to be proportioned or measured and paid for by weight shall be furnished, erected, and maintained by the Contractor, or be certified permanently installed commercial scales. Platform scales shall be installed and maintained with the platform level and rigid bulkheads at each end.</p> <p>Scales shall be accurate within 0.5% of the correct weight throughout the range of use. The Contractor shall have the scales checked under the observation of the RPR before beginning work and at such other times as requested. The intervals shall be uniform in spacing throughout the graduated or marked length of the beam or dial and shall not exceed 0.1% of the nominal rated capacity of the scale, but not less than one pound (454 grams). The use of spring balances will not be permitted.</p>

Term	Description
	<p>In the event inspection reveals the scales have been “overweighing” (indicating more than correct weight) they will be immediately adjusted. All materials received subsequent to the last previous correct weighting-accuracy test will be reduced by the percentage of error in excess of 0.5%.</p> <p>In the event inspection reveals the scales have been under-weighing (indicating less than correct weight), they shall be immediately adjusted. No additional payment to the Contractor will be allowed for materials previously weighed and recorded.</p> <p>Beams, dials, platforms, and other scale equipment shall be so arranged that the operator and the RPR can safely and conveniently view them.</p> <p>Scale installations shall have available ten standard 50-pound (2.3 km) weights for testing the weighing equipment or suitable weights and devices for other approved equipment.</p> <p>All costs in connection with furnishing, installing, certifying, testing, and maintaining scales; for furnishing check weights and scale house; and for all other items specified in this subsection, for the weighing of materials for proportioning or payment, shall be included in the unit contract prices for the various items of the project.</p>
Rental Equipment	<p>Rental of equipment will be measured by time in hours of actual working time and necessary traveling time of the equipment within the limits of the work. Special equipment ordered in connection with extra work will be measured as agreed in the change order or supplemental agreement authorizing such work as provided in paragraph 90-05 <i>Payment for Extra Work</i>.</p>
Pay Quantities	<p>When the estimated quantities for a specific portion of the work are designated as the pay quantities in the contract, they shall be the final quantities for which payment for such specific portion of the work will be made, unless the dimensions of said portions of the work shown on the plans are revised by the RPR. If revised dimensions result in an increase or decrease in the quantities of such work, the final quantities for payment will be revised in the amount represented by the authorized changes in the dimensions.</p>

90-02 Scope of payment. The Contractor shall receive and accept compensation provided for in the contract as full payment for furnishing all materials, for performing all work under the contract in a complete and acceptable manner, and for all risk, loss, damage, or expense of whatever character arising out of the nature of the work or the execution thereof, subject to the provisions of Section 70, paragraph 70-18, *No Waiver of Legal Rights*.

When the “basis of payment” subsection of a technical specification requires that the contract price (price bid) include compensation for certain work or material essential to the item, this same work or material will not also be measured for payment under any other contract item which may appear elsewhere in the contract, plans, or specifications.

90-03 Compensation for altered quantities. When the accepted quantities of work vary from the quantities in the proposal, the Contractor shall accept as payment in full, so far as contract items are concerned, payment at the original contract price for the accepted quantities of work

actually completed and accepted. No allowance, except as provided for in Section 40, paragraph 40-02, *Alteration of Work and Quantities*, will be made for any increased expense, loss of expected reimbursement, or loss of anticipated profits suffered or claimed by the Contractor which results directly from such alterations or indirectly from their own unbalanced allocation of overhead and profit among the contract items, or from any other cause.

90-04 Payment for omitted items. As specified in Section 40, paragraph 40-03, *Omitted Items*, the RPR shall have the right to omit from the work (order nonperformance) any contract item, except major contract items, in the best interest of the Owner.

Should the RPR omit or order nonperformance of a contract item or portion of such item from the work, the Contractor shall accept payment in full at the contract prices for any work actually completed and acceptable prior to the RPR's order to omit or non-perform such contract item.

Acceptable materials ordered by the Contractor or delivered on the work prior to the date of the RPR's order will be paid for at the actual cost to the Contractor and shall thereupon become the property of the Owner.

In addition to the reimbursement hereinbefore provided, the Contractor shall be reimbursed for all actual costs incurred for the purpose of performing the omitted contract item prior to the date of the RPR's order. Such additional costs incurred by the Contractor must be directly related to the deleted contract item and shall be supported by certified statements by the Contractor as to the nature the amount of such costs.

90-05 Payment for extra work. Extra work, performed in accordance with Section 40, paragraph 40-04, *Extra Work*, will be paid for at the contract prices or agreed prices specified in the change order or supplemental agreement authorizing the extra work.

90-06 Partial payments. Partial payments will be made to the Contractor at least once each month as the work progresses. Said payments will be based upon estimates, prepared by the RPR, of the value of the work performed and materials complete and in place, in accordance with the contract, plans, and specifications. Such partial payments may also include the delivered actual cost of those materials stockpiled and stored in accordance with paragraph 90-07, *Payment for Materials on Hand*. No partial payment will be made when the amount due to the Contractor since the last estimate amounts to less than five hundred dollars.

The Owner may hold retainage from prime Contractors and provide for prompt and regular incremental acceptances of portions of the prime contract, pay retainage to prime Contractors based on these acceptances, and require a contract clause obligating the prime Contractor to pay all retainage owed to the subcontractor for satisfactory completion of the accepted work within 30 days after the Owner's payment to the prime Contractor.

- a. From the total of the amount determined to be payable on a partial payment, not to exceed 10% percent of such total amount will be deducted and retained by the Owner for protection of the Owner's interests. Unless otherwise instructed by the Owner, the amount retained by the Owner will be in effect until the final payment is made except as follows:
 - (1) Contractor may request release of retainage on work that has been partially accepted by the Owner in accordance with Section 50-14. Contractor must provide a certified invoice to the RPR that supports the value of retainage held by the Owner for partially accepted work.
 - (2) In lieu of retainage, the Contractor may exercise at its option the establishment of an escrow account per paragraph 90-08.

- b. The Contractor is required to pay all subcontractors for satisfactory performance of their contracts no later than 30 days after the Contractor has received a partial payment. Contractor must provide the Owner evidence of prompt and full payment of retainage held by the prime Contractor to the subcontractor within 30 days after the subcontractor's work is satisfactorily completed. A subcontractor's work is satisfactorily completed when all the tasks called for in the subcontract have been accomplished and documented as required by the Owner. When the Owner has made an incremental acceptance of a portion of a prime contract, the work of a subcontractor covered by that acceptance is deemed to be satisfactorily completed.
- c. When at least 95% of the work has been completed to the satisfaction of the RPR, the RPR shall, at the Owner's discretion and with the consent of the surety, prepare estimates of both the contract value and the cost of the remaining work to be done. The Owner may retain an amount not less than twice the contract value or estimated cost, whichever is greater, of the work remaining to be done. The remainder, less all previous payments and deductions, will then be certified for payment to the Contractor.

It is understood and agreed that the Contractor shall not be entitled to demand or receive partial payment based on quantities of work in excess of those provided in the proposal or covered by approved change orders or supplemental agreements, except when such excess quantities have been determined by the RPR to be a part of the final quantity for the item of work in question.

No partial payment shall bind the Owner to the acceptance of any materials or work in place as to quality or quantity. All partial payments are subject to correction at the time of final payment as provided in paragraph 90-09, *Acceptance and Final Payment*.

The Contractor shall deliver to the Owner a complete release of all claims for labor and material arising out of this contract before the final payment is made. If any subcontractor or supplier fails to furnish such a release in full, the Contractor may furnish a bond or other collateral satisfactory to the Owner to indemnify the Owner against any potential lien or other such claim. The bond or collateral shall include all costs, expenses, and attorney fees the Owner may be compelled to pay in discharging any such lien or claim.

90-07 Payment for materials on hand. Partial payments may be made to the extent of the delivered cost of materials to be incorporated in the work, provided that such materials meet the requirements of the contract, plans, and specifications and are delivered to acceptable sites on the airport property or at other sites in the vicinity that are acceptable to the Owner. Such delivered costs of stored or stockpiled materials may be included in the next partial payment after the following conditions are met:

- a. The material has been stored or stockpiled in a manner acceptable to the RPR at or on an approved site.
- b. The Contractor has furnished the RPR with acceptable evidence of the quantity and quality of such stored or stockpiled materials.
- c. The Contractor has furnished the RPR with satisfactory evidence that the material and transportation costs have been paid.
- d. The Contractor has furnished the Owner legal title (free of liens or encumbrances of any kind) to the material stored or stockpiled.

- e. The Contractor has furnished the Owner evidence that the material stored or stockpiled is insured against loss by damage to or disappearance of such materials at any time prior to use in the work.

It is understood and agreed that the transfer of title and the Owner's payment for such stored or stockpiled materials shall in no way relieve the Contractor of their responsibility for furnishing and placing such materials in accordance with the requirements of the contract, plans, and specifications.

In no case will the amount of partial payments for materials on hand exceed the contract price for such materials or the contract price for the contract item in which the material is intended to be used.

No partial payment will be made for stored or stockpiled living or perishable plant materials.

The Contractor shall bear all costs associated with the partial payment of stored or stockpiled materials in accordance with the provisions of this paragraph.

90-08 Payment of withheld funds. At the Contractor's option, if an Owner withholds retainage in accordance with the methods described in paragraph 90-06 *Partial Payments*, the Contractor may request that the Owner deposit the retainage into an escrow account. The Owner's deposit of retainage into an escrow account is subject to the following conditions:

- a. The Contractor shall bear all expenses of establishing and maintaining an escrow account and escrow agreement acceptable to the Owner.
- b. The Contractor shall deposit to and maintain in such escrow only those securities or bank certificates of deposit as are acceptable to the Owner and having a value not less than the retainage that would otherwise be withheld from partial payment.
- c. The Contractor shall enter into an escrow agreement satisfactory to the Owner.
- d. The Contractor shall obtain the written consent of the surety to such agreement.

90-09 Acceptance and final payment. When the contract work has been accepted in accordance with the requirements of Section 50, paragraph 50-15, *Final Acceptance*, the RPR will prepare the final estimate of the items of work actually performed. The Contractor shall approve the RPR's final estimate or advise the RPR of the Contractor's objections to the final estimate which are based on disputes in measurements or computations of the final quantities to be paid under the contract as amended by change order or supplemental agreement. The Contractor and the RPR shall resolve all disputes (if any) in the measurement and computation of final quantities to be paid within 30 calendar days of the Contractor's receipt of the RPR's final estimate. If, after such 30-day period, a dispute still exists, the Contractor may approve the RPR's estimate under protest of the quantities in dispute, and such disputed quantities shall be considered by the Owner as a claim in accordance with Section 50, paragraph 50-16, *Claims for Adjustment and Disputes*.

After the Contractor has approved, or approved under protest, the RPR's final estimate, and after the RPR's receipt of the project closeout documentation required in paragraph 90-11, *Contractor Final Project Documentation*, final payment will be processed based on the entire sum, or the undisputed sum in case of approval under protest, determined to be due the Contractor less all previous payments and all amounts to be deducted under the provisions of the contract. All prior partial estimates and payments shall be subject to correction in the final estimate and payment.

If the Contractor has filed a claim for additional compensation under the provisions of Section 50, paragraph 50-16, *Claims for Adjustments and Disputes*, or under the provisions of this paragraph, such claims will be considered by the Owner in accordance with local laws or

ordinances. Upon final adjudication of such claims, any additional payment determined to be due the Contractor will be paid pursuant to a supplemental final estimate.

90-10 Construction warranty.

- a. In addition to any other warranties in this contract, the Contractor warrants that work performed under this contract conforms to the contract requirements and is free of any defect in equipment, material, workmanship, or design furnished, or performed by the Contractor or any subcontractor or supplier at any tier.
- b. This warranty shall continue for a period of one year from the date of final acceptance of the work, except as noted. If the Owner takes possession of any part of the work before final acceptance, this warranty shall continue for a period of one year from the date the Owner takes possession. However, this will not relieve the Contractor from corrective items required by the final acceptance of the project work. Light Emitting Diode emitting diode (LED) light fixtures with the exception of obstruction lighting, must be warranted by the manufacturer for a minimum of four (4) years after date of installation inclusive of all electronics.
- c. The Contractor shall remedy at the Contractor's expense any failure to conform, or any defect. In addition, the Contractor shall remedy at the Contractor's expense any damage to Owner real or personal property, when that damage is the result of the Contractor's failure to conform to contract requirements; or any defect of equipment, material, workmanship, or design furnished by the Contractor.
- d. The Contractor shall restore any work damaged in fulfilling the terms and conditions of this clause. The Contractor's warranty with respect to work repaired or replaced will run for one year from the date of repair or replacement.
- e. The Owner will notify the Contractor, in writing, within seven (7) days after the discovery of any failure, defect, or damage.
- f. If the Contractor fails to remedy any failure, defect, or damage within 14 days after receipt of notice, the Owner shall have the right to replace, repair, or otherwise remedy the failure, defect, or damage at the Contractor's expense.
- g. With respect to all warranties, express or implied, from subcontractors, manufacturers, or suppliers for work performed and materials furnished under this contract, the Contractor shall: (1) Obtain all warranties that would be given in normal commercial practice; (2) Require all warranties to be executed, in writing, for the benefit of the Owner, as directed by the Owner, and (3) Enforce all warranties for the benefit of the Owner.
- h. This warranty shall not limit the Owner's rights with respect to latent defects, gross mistakes, or fraud.

90-11 Contractor Final Project Documentation. Approval of final payment to the Contractor is contingent upon completion and submittal of the items listed below. The final payment will not be approved until the RPR approves the Contractor's final submittal. The Contractor shall:

- a. Provide two (2) copies of all manufacturers warranties specified for materials, equipment, and installations.
- b. Provide weekly payroll records (not previously received) from the general Contractor and all subcontractors.
- c. Complete final cleanup in accordance with Section 40, paragraph 40-08, *Final Cleanup*.
- d. Complete all punch list items identified during the Final Inspection.
- e. Provide complete release of all claims for labor and material arising out of the Contract.

- f. Provide a certified statement signed by the subcontractors, indicating actual amounts paid to the Disadvantaged Business Enterprise (DBE) subcontractors and/or suppliers associated with the project.
- g. When applicable per state requirements, return copies of sales tax completion forms.
- h. Manufacturer's certifications for all items incorporated in the work.
- i. All required record drawings, as-built drawings or as-constructed drawings.
- j. Project Operation and Maintenance (O&M) Manual(s).
- k. The contractor shall provide a Security for Construction Warranty in the amount of 5% of the total project cost. This security shall be kept in force for one year after final acceptance of the project to the satisfaction of the owner and engineer.
- l. Equipment commissioning documentation submitted, if required.

END OF SECTION 90

SPECIAL PROVISIONS

SPECIAL PROVISIONS

1. **ADDENDA AND INTERPRETATION.** No interpretation of the meaning of the Plans, Specifications, and other portion of the Contract Documents will be made orally. Every request for such interpretation must be in writing addressed to Passero Associates, or sent via email must be received at the above address or email at least seven (7) days prior to the date fixed for opening of bids. Any and all such interpretations and any supplemental instructions will be in the form of written addenda, which (when issued) will be sent by confirmed facsimile or email to all holders of Contract Documents at the respective email address furnished for such purposes, not later than twenty-four (24) hours prior to the date fixed for the opening of bids. Failure of any Bidder to receive any addenda or interpretation shall not relieve said Bidder from any obligation under his bid as submitted. All addenda so issued shall become part of the Contract Documents.
2. **REQUIREMENTS FOR CORPORATION, FIRM, PARTNERSHIP, OR INDIVIDUAL FROM DIFFERENT STATES.** Before any Contract is awarded, a bidder from another State or possession, other than that in which the proposed work is located, must conform to the statutes of that State and may be required to furnish a certificate from the Secretary of State showing that he is authorized to do business in the State or possession.
3. **POWER OF ATTORNEY.** Attorneys who sign Contract Bonds and Payment Bonds must file with the bond a certified copy of their power of attorney to sign said bonds.
4. **DEBRIS.** The Contractor shall remove all debris and rubbish resulting from his work at frequent intervals on the order of the Engineer, and at completion leave the premises broom-clean and everything in perfect order and repair. Upon neglect or refusal of any Contractor to keep the premises clear, the Engineer shall have the authority to have such work performed, and the cost of the same shall be charged to the Contractor in default and collected from any monies which have or may become due on this Contract; and the Engineer shall issue no certificates of payment on the Contract until premises are clear and in good order, and all claims created properly adjusted.
5. **SUBSURFACE CONDITIONS.** Boring information, if applicable, has been obtained by the Owner in the vicinity of the work of this Contract and as shown on separate sheets which are not part of the Contract Drawings nor any part of the Contract Documents. The boring information shown on these drawings or sheets is available to bidders, Contractors and other interested parties only as a convenience and is made available without expressed or implied representation, assurance or guarantee that the information is adequate, complete or correct, or that it represents a true picture of the subsurface conditions to be encountered or that all pertinent boring information in the possession of the Owner or Engineer has been furnished.

It shall be the Contractor's obligation to satisfy himself as to the nature, character, quality, and quantity of subsurface conditions likely to be encountered and any reliance upon the boring information made available by the Owner shall be at the Contractor's risk. The Contractor agrees that he shall neither have nor assert against the Owner or Engineer any claim for damages or extra work or for relief from any obligation of this Contract based upon the boring information made available or based upon the failure by the Owner to furnish additional or all boring information in the Owner's or Engineer's possession.

Any holder of Contract Documents will be permitted to make test borings, test pits, soundings, etc., on the test site of the work if he so desires, subject to approval by the Owner. It should be understood that the party or parties receiving such approval must assume all risk and liability contingent thereto.

- 6. SHOP AND SETTING DRAWINGS.** "Shop and Setting Drawings" or "Working Drawings" shall be supplied for each and every fabricated item or part.

Drawings and data shall be submitted sufficiently in advance of the work to permit proper review, including time for necessary revisions and resubmittals. Delay to the work caused by late submission of Shop Drawings shall be the responsibility of the Contractor making such late submission.

Shop and setting drawings shall present complete and accurate information relative to all working dimensions, equipment weight assembly and sectional view, all the necessary details, pertaining to coordinating the work of the Contract, lists of materials and finishes, parts lists and the description thereof, lists of spare parts and tools where such parts or tools are required, no-scale control diagrams for control wiring and control piping, and any other items of information that are required to demonstrate detail compliance with the Plans and Specifications.

If the Contractor proposes equipment requiring materially different layout from that shown on the Plans and if such equipment is approved by the Engineer, the Contractor shall submit drawings showing the revised layout of all affected structures, piping, and equipment.

Each drawing shall be dated and shall show the name of the Project, Contract Number, and the name of the manufacturer of the equipment covered by the drawing or drawings.

The Engineer will not review any drawings that are not properly identified or that do not contain complete data on the work or that have not been checked by the Contractor for compliance with the Contract Documents.

The Engineer's review of the Contractor's Shop Drawings signifies only that such drawings appear to be in substantial conformity with the Contract Drawings and Specifications or with the Engineer's instructions. Such review does not indicate approval of every detail of the drawings nor of the work methods of the Contractor which are indicated thereon.

Regardless of the corrections made in or made of such drawings by the Engineer, the Contractor will nevertheless be responsible for the accuracy of such drawings, for their conformity to the Plans and Specifications, and for the proper fitting and construction of the work.

No work covered by shop and setting drawings shall be done until the drawings have been reviewed by the Engineer.

- 7. ELECTRICAL SHOP DRAWINGS.** Drawings for electrical equipment shall show physical dimensions and installation details and shall include elementary and connection diagrams for each control assembly and the interconnection diagrams for all equipment. The drawings shall show clearly the coordination of control work, shall identify the components external to electrical equipment, and shall define the contact arrangement and control action of the primary and final control elements.

Where standard electrical control equipment having complex internal wiring is required, such as boiler control panels, generator transfer panels, electric or electronic instruments and similar items, the detail shop wiring diagrams for such equipment will be not be required, and, if submitted, will in general not be reviewed. The submittal for each such item of equipment shall, however, include an elementary diagram of the input and output elements which require connections to external equipment, and/or a complete step by step description of the control action of the equipment being submitted. In the event that any questions shall arise as to the type of information to be presented on the submittal, the supplier shall direct inquiries to the Engineer through the Prime Contractor in advance of the preparation of his/her submittal.

8. SHOP DRAWING APPROVAL PROCEDURE. The following procedure has been established for the submittal and processing of shop and setting drawings. Departures from this procedure may result in delay and misunderstandings.

- A. Electronic submittal is preferred and shall be in commonly available formats such as pdf.
- B. Paper submittals for review shall be at least four (4) copies. This number includes one (1) for return to the Contractor bearing the review stamp. If the Contractor desires more than one (1) copy returned to him, he shall submit with the initial and subsequent transmittals the additional number desired up to a maximum of three (3) copies. If the Engineer requires additional copies, he will so inform the Contractor upon return of the reviewed material.
- C. Coordination: Coordinate preparation and processing of submittals with performance of construction activities. Coordinate each submittal with fabrication, purchasing, testing, delivery, other submittals, and related activities that require sequential activity. Coordinate transmittal of different types of submittals for related parts of the Work so processing will not be delayed because of need to review submittals concurrently for coordination. Engineer reserves the right to withhold action on a submittal requiring coordination with other submittals until related submittals are received.
- D. Allow 10 days for initial review of each submittal. Allow additional time if coordination with subsequent submittals is required. Contractor will be advised when a submittal being processed must be delayed for coordination. Allow 10 days for review of each resubmittal.
- E. Provide Transmittal Form for each Submittal containing the:
 - a. Project name.
 - b. Date.
 - c. Name of Contractor.
 - d. Specification Section number, drawing reference and/or title.
- F. Electronic submittals will be returned electronically. Paper submittals will be mailed.

9. REMOVAL OF WATER. The Contractor shall at all times during construction, provide and maintain proper and satisfactory means and devices for the removal of all water entering the excavations, and shall remove all such water as fast as it may collect, in such manner as shall not interfere with the prosecution of the work or the proper placing of materials or other work.

Removal of water includes the construction and removal of cofferdams, sheeting and bracing, the furnishing of materials and labor necessary therefore, the excavation and

maintenance of ditches and sluiceways and the furnishing and operation of pumps, wellpoints and appliances needed to maintain thorough drainage of the work in a satisfactory manner.

Water shall not be allowed to rise over or come in contact with any masonry, concrete or mortar, until at least twenty-four (24) hours after placement and no stream of water shall be allowed to flow over such work until such time as the Engineer may permit.

All excavations which extend down to or below the static groundwater elevations at the sites of structures shall be dewatered by lowering and maintaining the groundwater beneath such excavations at an elevation not less than that specified herein at all times when work thereon is in progress, during subgrade preparation, and the placing of the structure or other materials thereon.

Where the presence of fine grained subsurface materials and a high groundwater table may cause the upward flow of water into the excavation with a resulting quick condition, the Contractor shall install and operate a suitable dewatering system to prevent the upward flow of water during construction.

The effluent pumped from the dewatering system shall be examined periodically by qualified personnel to determine if the system is operating satisfactorily without the removal of fines.

Unless otherwise directed by the Engineer or shown on the Contract Documents, the water level shall not be permitted to rise until construction in the immediate area is completed and the excavation backfilled to the original grade or proposed grade.

Where wellpoints are used, the groundwater shall be lowered and maintained continuously (day or night) at a level not less than two (2) feet below the bottom of the excavation. Excavation will not be permitted at a level lower than two (2) feet above the water level as indicated by the observation wells.

The wellpoint system shall be designed or installed by or under the supervision of an organization whose principal business is wellpointing and has at least five (5) consecutive years of similar experience and can furnish a representative list of satisfactory similar operations. Wellpoint headers, points and other pertinent equipment shall not be placed within the limits of the excavation in such a manner or location as to interfere with the laying of pipe or trenching operations or with the excavation for and/or construction of other structures. Standby gasoline or diesel powered equipment shall be provided so that in the event of failure of the operating equipment, the standby equipment can be readily connected to the dewatering system. The standby equipment shall be maintained in good order and actuated regularly not less than twice a week when directed.

Wellpoints shall be installed in the center of a sand wick drain which shall be placed by means of a sanding shell or other approved means to provide a sand core not less than ten (10) inches in diameter.

Detached observation wells of similar construction to the wellpoints shall be installed at intervals of not less than fifty (50) feet along the opposite side of the trench from the header pipe and line of wellpoints, or around the excavation for a structure or as shown on the Contract Drawings, to a depth of at least five (5) feet below the proposed excavation. In addition, one wellpoint in every fifty (50) feet shall be fitted with a tee, plug, and valve so that the wellpoint can be converted for use as an observation well. Observation wells shall be not less than one and one-half (1-1/2) inch in diameter.

Water pumped or drained from excavations, or any sewers, drains, or water courses encountered in the work, shall be disposed of in a suitable manner without injury to adjacent property, the work under construction, or to pavements, roads and drives. No water shall be discharged to sanitary sewers. Sanitary sewage shall be pumped to sanitary sewers or shall be disposed of by an approved method.

Any damage caused by improper handling of water shall be repaired by the Contractor at his/her own expense.

- 10. SHEETING AND BRACING.** The Contractor shall furnish, place, and maintain such sheeting, bracing, and shoring as required to support the sides and ends of excavations in such a manner as to prevent any movement which would in any way damage the pipe, sewers, masonry or other work, diminish the width necessary, otherwise damage or delay the work, or endanger existing structures, pipes or pavements, or to occasion a hazard to persons engaged on the project or to the general public.

Sheeting and bracing or other trench protection shall be utilized as required for the safety of employees exposed to the hazard of falling or sliding material from any trench or excavation in conformance with the provisions of Industrial Code Rule 23 as amended, and OSHA. The Contractor shall submit details of all sheeting to be used on this project to the Engineer for review. These submitted details must be signed and stamped by a Professional Engineer licensed to practice in that State.

The Contractor shall be responsible for the adequacy of all trench support systems used and for all damage to persons or property resulting from improper quality, strength, placing, maintenance, and removal.

All material used for sheeting and bracing shall be sound and free from defects which might impair its strength or effectiveness.

All timber sheeting and bracing shall be sound and straight, free from cracks, shakes, and large or loose knots, with dressed edges where directed and shall otherwise conform with National Design Specifications for Stress Grade Lumber for lumber of a minimum fiber stress of 1,200 pounds per square inch.

All steel sheeting and bracing shall be sound and straight, free from bends, twists, or splits, having square and undamaged ends and shall otherwise conform with ASTM Designation A328-75A and shall have a minimum thickness of 3/8 inch.

Sheeting shall be driven vertically from the original ground surface as the excavation progresses. Sufficient toe support shall be sustained so as to maintain pressure against the original ground at all times.

Timber sheeting shall be driven so that edges are tight together and steel sheeting driven with the individual members interlocking. All bracing shall be of such design and strength as to maintain the sheeting in its proper position.

If, in the judgment of the Engineer, the sheeting or supports furnished are inadequate or unsuited for the purpose, he may order such sheeting or bracing to be replaced or additional sheeting and bracing to be installed. Any sheeting and bracing ordered and so installed for such purpose shall be furnished and installed at the expense of the Contractor.

Whether or not the Engineer orders any additional sheeting or bracing to be installed or unsuitable sheeting or bracing to be replaced, the Contractor shall be solely responsible for the adequacy of all sheeting and bracing.

In general, all sheeting and bracing, whether of steel, timber, or other material, used to support the sides of trenches or other open excavations, shall be withdrawn as the trenches or other open excavations are being refilled. That portion of the sheeting extending below the top of a pipe, sewer, or structure shall be withdrawn, unless otherwise directed, before more than six (6) inches of earth is placed above the top of the pipe, sewer, or structure and before any bracing is removed. The voids left by the sheeting shall be carefully refilled with selected material and rammed tight with tools especially adapted for the purpose or otherwise as may be approved.

The Contractor shall be responsible for the adequate shoring and/or bracing of any existing utilities encountered during the excavation. Such utilities shall be braced or shored in a manner acceptable to the local jurisdictional agency having authority over the utility encountered. It shall be the responsibility of the Contractor to prevent damage to or displacement of utilities, and to work with and request the concurrence of the utility's company representative in this matter. The Contractor shall give written notice, seventy-two (72) hours in advance of excavation operations, to all utility companies with services in the vicinity of such operations. A copy of such notification shall be filed with the Engineer.

The use of a trench shield, box, or similar device in place of sheeting and bracing will not be allowed.

The Contractor, as a minimum, shall tight sheet and brace those areas shown on the Contract Drawings.

11. NUCLEAR GAUGES

11-01 TESTING. When the specifications provide for nuclear gauge acceptance testing of material such as earthwork, pavement base course and bituminous pavement, the testing shall be performed in accordance with this section. At each sampling location, the field density shall be determined in accordance with ASTM D 6938 using the Direct Transmission Method. The nuclear gauge shall be calibrated in accordance with ASTM D 6938. Calibration and operation of the gauge shall be in accordance with the requirements of the manufacturer. The operator of the nuclear gauge must show evidence of training and experience in the use of the instrument. The gauge shall be standardized daily in accordance with ASTM standards.

When using the nuclear method, ASTM D 6938 shall be used to determine the moisture content of the material. The calibration curve furnished with the nuclear gauges shall be checked in accordance with ASTM standards. The calibration checks shall be made at the beginning of a job and at regular daily intervals.

The material shall be accepted on a lot basis. Each Lot shall be divided into eight (8) sublots when ASTM D 6938 is used.

12. SALES TAX EXEMPTION. The Owner is exempt from payment of Sales and Compensating Use Taxes in the applicable State, local cities, towns and counties on all materials and supplies sold to the Owner pursuant to the provisions of this Contract. These taxes are not to be included in bids. This exemption does not, however, apply to tools, machinery, equipment or other property leased by or to the Contractor or a Subcontractor to materials and supplies

of any kind which will not be incorporated into the completed project, and the Contractor and his Subcontractors shall be responsible for and pay any and all applicable taxes including Sales and Compensating Use Taxes on such leased tools, machinery, equipment or other property or on such unincorporated materials and supplies, and the provisions set forth below will not be applicable to such tools, machinery, equipment, property, and unincorporated materials and supplies.

The purchase by Subcontractors of materials and supplies to be sold hereunder will also be a purchase or procurement for resale to the Contractor (either directly or through other Subcontractors), and ultimately to the Owner, and therefore not subject to the aforesaid Sales and Compensating Use Taxes, provided that the Subcontract Agreements provide for the resale of such materials and supplies prior to and separate and apart from the incorporation of such materials and supplies into the permanent construction and that such Subcontract Agreements are in a form similar to this Contract with respect to the separation of the sale of materials and supplies from the work and labor to be provided.

The Contractor and his Subcontractors and materialmen shall complete State Sales Tax Forms (contractor Exempt Purchase Certificate), and furnish such certificate to all persons, firms, or corporations from which they purchase materials and supplies for the performance of the work covered by this Contract.

- 13. SECURITY FOR CONSTRUCTION WARRANTY.** The Contractor shall upon final acceptance of the work, furnish a bond to the Owner in a penal sum equal to five percent (5%) of the amount of the total Contract price, executed by a surety company authorized by the Department of Insurance to execute such a bond in this State, and which bond shall be approved as to form and manner of execution by the Owner's attorney. This bond shall be conditioned for the faithful performance by the said Contractor of the conditions and stipulations of Section 90-10 of these Specifications, thereof relating to maintenance and repair, for a period of one (1) year from the date of the final acceptance of the work. In default of the filing of such bond, a sum of money equal to said five percent (5%) may be retained out of any monies due to the Contractor and be held for twelve (12) months, or until the bond above described is filed.
- 14. CONSTRUCTION DOCUMENTS.** A maximum of six sets of construction drawings, either full size or half size, and specifications will be furnished if requested by the Contractor.

15. EXTRA WORK COST BASIS

A. DETERMINATION OF PAYMENT

If the Owner orders, in writing, changes to the performance or scope of any work covered by the Drawings or included in the Specifications for any reason, including a differing site condition as defined in the Contract Documents, the value of such work, additions, deductions or deviations ("revised work"), shall be determined by one of the following methods:

- Method 1 By unit prices specifically contained in the Contract Documents ("Unit Price Method").
- Method 2 By negotiation of agreed upon price(s) for the revised work ("Negotiation Method").

In the event the Negotiation Method is utilized, Contractor will furnish to the Engineer a proposal for the revised work accompanied by the cost documentation necessary to support that proposal. In utilizing the Negotiation Method, the Overhead and profit for both the Contractor and any subcontractors shall be as defined in Method 3. All supporting documentation shall be in a form acceptable to the Engineer. The Contractor shall also be responsible for furnishing any additional information requested by the Owner or any governmental entity providing funding for the Project.

Method 3 By actual Labor Cost plus actual Material Cost plus Overhead and Profit ("Actual Cost Method").

- (a) For purposes of the Actual Cost Method, the actual Labor Cost shall include the following items, to the extent the Engineer and Owner determine that such items are reasonable and necessary for the performance of the revised work:

Item 1 Wages paid to workers and foremen and wage supplements paid to labor organizations in accordance with current labor contracts.

Item 2 Premiums or taxes paid by the Contractor for worker's compensation insurance, unemployment insurance, FICA Tax or other payroll taxes as required by law, net of actual and anticipated refunds and rebates.

- (b) For purposes of the Actual Cost Method, the actual Material Cost shall include the following items to the extent the Engineer and Owner determine that such items are reasonable and necessary for performance of the revised work:

Item 1 Cost of materials delivered to the job site for incorporation in the revised contract work.

Item 2 Sales taxes paid as required by law.

- (c) For purposes of the Actual Cost Method, the actual equipment cost shall include the following items, to the extent the Engineer and Owner determine that such items are reasonable and necessary for the performance of the revised work:

Item 1 Allowance for use of construction equipment (exclusive of hand tools and minor equipment) as approved for use by the Engineer. In no event shall the equipment allowance exceed the fair market value of the equipment. The rate on self-owned equipment used for periods of under one (1) week will be the Rental Rate Blue Book (as published by Dataquest, Inc.) monthly rate divided by twenty-two (22) days to establish a daily rate and divided again by eight (8) hours to establish an hourly rate. When the equipment is used for periods of five (5) days or more, forty-five percent (45%) of the published monthly rate will be used as the basis for the equipment billing rate. In the alternative, the Engineer may approve for reimbursement a rate representing the allocable costs of ownership. Self-owned equipment is defined to include equipment rented from controlled or affiliated companies. Rented equipment will be paid for at the actual rental cost. Gasoline, oil and grease, etc. required for operation and maintenance will be paid for at the estimated operating cost per hour as listed in the Rental Rate Blue Book. When, in the opinion of the Contractor and as approved by the Engineer, suitable equipment is not available on the site, the moving of said equipment to and from the site will be paid for at actual cost.

- Item 2 Equipment used by Contractor shall be specifically described and be of suitable size and suitable capacity required for work to be performed. In the event the Contractor elects to use equipment of a higher rental value than that suitable for the work, payment will be made at the rate applicable to the suitable equipment. The equipment actually used and the suitable equipment paid for will be recorded as a part of the record for force account work. The Engineer shall determine the suitability of the equipment. If there is a differential in the rate of pay of the operator of oversize or higher rate equipment the rate paid for the operator will likewise be that for the suitable equipment.
- Item 3 In the event that a rate is not established in the Rental Rate Blue Book for a particular piece of equipment or plant, the Engineer shall establish a rate for that piece of equipment or plant that is consistent with its costs and use. In no event shall the equipment allowance exceed the fair market value of the equipment.
- (d) For purposes of the Actual Cost Method, Contractor's actual Overhead for the revised work will be added to his Labor and Material Costs; provided, however, that in no event shall Owner be obligated to pay any Overhead in excess of ten percent (10%) of the sum of the actual Labor Cost and Material Cost as determined in accordance with subparagraphs (a) and (b) above. For purposes of this Article, Overhead shall be defined as all actual costs, charges and expenses, whether direct or indirect, associated with the revised work except as included in those items within the definitions of actual Labor Costs, actual Material Costs and actual Equipment Costs set forth in subparagraphs (a), (b), and (c) above. Overhead shall include, without limitation, the following items:
- Item 1 Insurances;
 - Item 2 Bond costs;
 - Item 3 Field and office personnel including supervisors and assistants above the level of foreman;
 - Item 4 General office expenses;
 - Item 5 Home or corporate office expenses;
 - Item 6 Use of small tools and other minor equipment;
 - Item 7 Incidental job burdens or other indirect expenses.
- (e) For purposes of the Actual Cost Method, Contractor's Profit for the revised work shall not exceed ten percent (10%) of the total of the Labor Costs, Material Costs and Overhead as defined in subparagraphs (a), (b) and (d) above. No percentage for overhead and profit will be allowed on equipment, payroll taxes, or the premium portion of overtime pay.
- (f) Where the revised work is to be performed by a subcontractor:
- (1) Subcontractor's Overhead in the amount of five percent (5%) may be added to subcontractor's cost of Labor and Materials;
 - (2) Subcontractor's profit in the amount of ten percent (10%) may be added to the total of subcontractor's Labor Cost, Material Cost and Overhead; and
 - (3) Contractor's Overhead and Profit combined in an amount not to exceed a total of five percent (5%) of subcontractor's total cost (labor, material, equipment, overhead and profit) may be added to subcontractor's total cost.

(g) In the event the Actual Cost Method is utilized, Contractor shall be responsible for submitting to the Engineer daily reports of the cost of work performed. Such reports shall be submitted in a form satisfactory to the Engineer and shall be promptly adjusted or corrected upon the direction of the Engineer.

B. METHOD OF PAYMENT

After the value of the revised work has been determined by one of the Methods described herein, a Contract Change Order will be executed by Owner and Contractor

C. DOCUMENTATION

Contractor shall provide Owner and the Engineer with any and all cost information and documentation requested by Owner in connection with the submission by Owner of any Contract Change Order for approval and/or funding by any federal, state or public agency or department.

ATTACHMENTS

- **FAA ADVISORY CIRCULAR – 150/5370-2G – OPERATIONAL SAFETY ON AIRPORTS DURING CONSTRUCTION**
- **REQUIRED CONTRACT PROVISIONS FOR AIRPORT IMPROVEMENT PROGRAM AND FOR OBLIGATED SPONSORS**
- **CONSTRUCTION SAFETY AND PHASING PLAN**
- **WAGE RATES**
- **STORMWATER POLLUTION AND PREVENTION PLAN**

END OF SECTION



U.S. Department
of Transportation
**Federal Aviation
Administration**

Advisory Circular

Subject: Operational Safety on
Airports During Construction

Date: 12/13/2017
Initiated By: AAS-100

AC No: 150/5370-2G
Change:

1 **Purpose.**

This AC sets forth guidelines for operational safety on airports during construction.

2 **Cancellation.**

This AC cancels AC 150/5370-2F, *Operational Safety on Airports during Construction*, dated September 29, 2011.

3 **Application.**

This AC assists airport operators in complying with Title 14 Code of Federal Regulations (CFR) Part 139, *Certification of Airports*. For those certificated airports, this AC provides one way, but not the only way, of meeting those requirements. The use of this AC is mandatory for those airport construction projects receiving funds under the Airport Improvement Program (AIP). See Grant Assurance No. 34, *Policies, Standards, and Specifications*. While we do not require non-certificated airports without grant agreements or airports using Passenger Facility Charge (PFC) Program funds for construction projects to adhere to these guidelines, we recommend that they do so to help these airports maintain operational safety during construction.

4 **Related Documents.**

ACs and Orders referenced in the text of this AC do not include a revision letter, as they refer to the latest version. [Appendix A](#) contains a list of reading material on airport construction, design, and potential safety hazards during construction, as well as instructions for obtaining these documents.

5 **Principal Changes.**

The AC incorporates the following principal changes:

1. Notification about impacts to both airport owned and FAA-owned NAVAIDs was added. See paragraph [2.13.5.3](#), NAVAIDs.

2. Guidance for the use of orange construction signs was added. See paragraph 2.18.4.2, Temporary Signs.
3. Open trenches or excavations may be permitted in the taxiway safety area while the taxiway is open to aircraft operations, subject to restrictions. See paragraph 2.22.3.4, Excavations.
4. Guidance for temporary shortened runways and displaced thresholds has been enhanced. See Figure 2-1 and Figure 2-2.
5. Figures have been improved and a new Appendix F on the placement of orange construction signs has been added.

Hyperlinks (allowing the reader to access documents located on the internet and to maneuver within this document) are provided throughout this document and are identified with underlined text. When navigating within this document, return to the previously viewed page by pressing the “ALT” and “ ← ” keys simultaneously.

Figures in this document are schematic representations and are not to scale.

6 **Use of Metrics.**


Throughout this AC, U.S. customary units are used followed with “soft” (rounded) conversion to metric units. The U.S. customary units govern.

7 **Where to Find this AC.**

You can view a list of all ACs at http://www.faa.gov/regulations_policies/advisory_circulars/. You can view the Federal Aviation Regulations at http://www.faa.gov/regulations_policies/faa_regulations/.

8 **Feedback on this AC.**

If you have suggestions for improving this AC, you may use the Advisory Circular Feedback form at the end of this AC.



John R. Dermody
Director of Airport Safety and Standards

CONTENTS

Paragraph	Page
Chapter 1. Planning an Airfield Construction Project	1-1
1.1 Overview.....	1-1
1.2 Plan for Safety.....	1-1
1.3 Develop a Construction Safety and Phasing Plan (CSPP).....	1-3
1.4 Who Is Responsible for Safety During Construction?.....	1-4
Chapter 2. Construction Safety and Phasing Plans	2-1
2.1 Overview.....	2-1
2.2 Assume Responsibility.....	2-1
2.3 Submit the CSPP.....	2-1
2.4 Meet CSPP Requirements.....	2-2
2.5 Coordination.	2-6
2.6 Phasing.....	2-7
2.7 Areas and Operations Affected by Construction Activity.	2-7
2.8 Navigation Aid (NAVAID) Protection.....	2-11
2.9 Contractor Access.	2-11
2.10 Wildlife Management.	2-15
2.11 Foreign Object Debris (FOD) Management.	2-16
2.12 Hazardous Materials (HAZMAT) Management.....	2-16
2.13 Notification of Construction Activities.....	2-16
2.14 Inspection Requirements.....	2-18
2.15 Underground Utilities.	2-19
2.16 Penalties.	2-19
2.17 Special Conditions.	2-19
2.18 Runway and Taxiway Visual Aids.	2-19
2.19 Marking and Signs for Access Routes.	2-29
2.20 Hazard Marking, Lighting and Signing.	2-30
2.21 Work Zone Lighting for Nighttime Construction.....	2-32
2.22 Protection of Runway and Taxiway Safety Areas.	2-33
2.23 Other Limitations on Construction.	2-37

Chapter 3. Guidelines for Writing a CSPP	3-1
3.1 General Requirements.....	3-1
3.2 Applicability of Subjects.....	3-1
3.3 Graphical Representations.	3-1
3.4 Reference Documents.	3-2
3.5 Restrictions.	3-2
3.6 Coordination.	3-2
3.7 Phasing.....	3-2
3.8 Areas and Operations Affected by Construction.	3-2
3.9 NAVAID Protection.	3-2
3.10 Contractor Access.	3-3
3.11 Wildlife Management.	3-4
3.12 FOD Management.....	3-4
3.13 HAZMAT Management.....	3-4
3.14 Notification of Construction Activities.....	3-4
3.15 Inspection Requirements.....	3-5
3.16 Underground Utilities.	3-5
3.17 Penalties.	3-5
3.18 Special Conditions.	3-5
3.19 Runway and Taxiway Visual Aids.	3-6
3.20 Marking and Signs for Access Routes.	3-6
3.21 Hazard Marking and Lighting.....	3-6
3.22 Work Zone Lighting for Nighttime Construction.....	3-6
3.23 Protection of Runway and Taxiway Safety Areas.	3-7
3.24 Other Limitations on Construction.	3-7
Appendix A. Related Reading Material	A-1
Appendix B. Terms and Acronyms	B-1
Appendix C. Safety and Phasing Plan Checklist.....	C-1
Appendix D. Construction Project Daily Safety Inspection Checklist.....	D-1
Appendix E. Sample Operational Effects Table.....	E-1
Appendix F. Orange Construction Signs	F-1

FIGURES

Number	Page
Figure 2-1. Temporary Partially Closed Runway	2-9
Figure 2-2. Temporary Displaced Threshold.....	2-10
Figure 2-3. Markings for a Temporarily Closed Runway.....	2-21
Figure 2-4. Temporary Taxiway Closure.....	2-22
Figure 2-5. Temporary Outboard White Threshold Bars and Yellow Arrowheads	2-24
Figure 2-6. Lighted X in Daytime.....	2-26
Figure 2-7. Lighted X at Night.....	2-26
Figure 2-8. Interlocking Barricades	2-31
Figure 2-9. Low Profile Barricades	2-32
Figure E-1. Phase I Example	E-1
Figure E-2. Phase II Example	E-2
Figure E-3. Phase III Example.....	E-3
Figure F-1. Approved Sign Legends.....	F-1
Figure F-2. Orange Construction Sign Example 1.....	F-2
Figure F-3. Orange Construction Sign Example 2.....	F-3

TABLES

Number	Page
Table A-1. FAA Publications	A-1
Table A-2. Code of Federal Regulation.....	A-3
Table B-1. Terms and Acronyms.....	B-1
Table C-1. CSPP Checklist.....	C-1
Table D-1. Potentially Hazardous Conditions	D-1
Table E-1. Operational Effects Table	E-4
Table E-2. Runway and Taxiway Edge Protection.....	E-6
Table E-3. Protection Prior to Runway Threshold.....	E-7

Page Intentionally Blank

CHAPTER 1. PLANNING AN AIRFIELD CONSTRUCTION PROJECT

1.1 Overview.

Airports are complex environments, and procedures and conditions associated with construction activities often affect aircraft operations and can jeopardize operational safety. Safety considerations are paramount and may make operational impacts unavoidable. However, careful planning, scheduling, and coordination of construction activities can minimize disruption of normal aircraft operations and avoid situations that compromise the airport's operational safety. The airport operator must understand how construction activities and aircraft operations affect one another to be able to develop an effective plan to complete the project. While the guidance in this AC is primarily used for construction operations, the concepts, methods and procedures described may also enhance the day-to-day airport maintenance operations, such as lighting maintenance and snow removal operations.

1.2 Plan for Safety.

Safety, maintaining aircraft operations, and construction costs are all interrelated. Since safety must not be compromised, the airport operator must strike a balance between maintaining aircraft operations and construction costs. This balance will vary widely depending on the operational needs and resources of the airport and will require early coordination with airport users and the FAA. As the project design progresses, the necessary construction locations, activities, and associated costs will be identified and their impact to airport operations must be assessed. Adjustments are made to the proposed construction activities, often by phasing the project, and/or to airport operations to maintain operational safety. This planning effort will ultimately result in a project Construction Safety and Phasing Plan (CSPP). The development of the CSPP takes place through the following five steps:

1.2.1 Identify Affected Areas.

The airport operator must determine the geographic areas on the airport affected by the construction project. Some, such as a runway extension, will be defined by the project. Others may be variable, such as the location of haul routes and material stockpiles.

1.2.2 Describe Current Operations.

Identify the normal airport operations in each affected area for each phase of the project. This becomes the baseline from which the impact on operations by construction activities can be measured. This should include a narrative of the typical users and aircraft operating within the affected areas. It should also include information related to airport operations: the Aircraft Approach Category (AAC) and Airplane Design Group (ADG) of the airplanes that operate on each runway; the ADG and Taxiway Design Group (TDG)¹ for each affected taxiway; designated approach visibility minimums;

¹ Find Taxiway Design Group information in [AC 150/5300-13, Airport Design](#).

available approach and departure procedures; most demanding aircraft; declared distances; available air traffic control services; airport Surface Movement Guidance and Control System (SMGCS) plan; and others. The applicable seasons, days and times for certain operations should also be identified as applicable.

1.2.3 Allow for Temporary Changes to Operations.

To the extent practical, current airport operations should be maintained during the construction. In consultation with airport users, Aircraft Rescue and Fire Fighting (ARFF) personnel, and FAA Air Traffic Organization (ATO) personnel, the airport operator should identify and prioritize the airport's most important operations. The construction activities should be planned, through project phasing if necessary, to safely accommodate these operations. When the construction activities cannot be adjusted to safely maintain current operations, regardless of their importance, then the operations must be revised accordingly. Allowable changes include temporary revisions to approach procedures, restricting certain aircraft to specific runways and taxiways, suspension of certain operations, decreased weights for some aircraft due to shortened runways, and other changes. An example of a table showing temporary operations versus current operations is shown in Appendix E.

1.2.4 Take Required Measures to Revise Operations.

Once the level and type of aircraft operations to be maintained are identified, the airport operator must determine the measures required to safely conduct the planned operations during the construction. These measures will result in associated costs, which can be broadly interpreted to include not only direct construction costs, but also loss of revenue from impacted operations. Analysis of costs may indicate a need to reevaluate allowable changes to operations. As aircraft operations and allowable changes will vary widely among airports, this AC presents general guidance on those subjects.

1.2.5 Manage Safety Risk.

The FAA is committed to incorporating proactive safety risk management (SRM) tools into its decision-making processes. FAA Order 5200.11, *FAA Airports (ARP) Safety Management System (SMS)*, requires the FAA to conduct a Safety Assessment for certain triggering actions. Certain airport projects may require the airport operator to provide a Project Proposal Summary to help the FAA determine whether a Safety Assessment is required prior to FAA approval of the CSPP. The airport operator must coordinate with the appropriate FAA Airports Regional or District Office early in the development of the CSPP to determine the need for a Safety Risk Assessment. If the FAA requires an assessment, the airport operator must at a minimum:

1. Notify the appropriate FAA Airports Regional or District Office during the project "scope development" phase of any project requiring a CSPP.
2. Provide documents identified by the FAA as necessary to conduct SRM.
3. Participate in the SRM process for airport projects.
4. Provide a representative to participate on the SRM panel.

5. Ensure that all applicable SRM identified risks elements are recorded and mitigated within the CSPP.

1.3 **Develop a Construction Safety and Phasing Plan (CSPP).**

Development of an effective CSPP will require familiarity with many other documents referenced throughout this AC. See Appendix A for a list of related reading material.

1.3.1 List Requirements.

A CSPP must be developed for each on-airfield construction project funded by the Airport Improvement Program (AIP) or located on an airport certificated under Part 139. For on-airfield construction projects at Part 139 airports funded without AIP funds, the preparation of a CSPP represents an acceptable method the certificate holder may use to meet Part 139 requirements during airfield construction activity. As per FAA Order 5200.11, projects that require Safety Assessments do not include construction, rehabilitation, or change of any facility that is entirely outside the air operations area, does not involve any expansion of the facility envelope and does not involve construction equipment, haul routes or placement of material in locations that require access to the air operations area, increase the facility envelope, or impact line-of-sight. Such facilities may include passenger terminals and parking or other structures. However, extraordinary circumstances may trigger the need for a Safety Assessment and a CSPP. The CSPP is subject to subsequent review and approval under the FAA's Safety Risk Management procedures (see paragraph 1.2.5).

1.3.2 Prepare a Safety Plan Compliance Document (SPCD).

The Safety Plan Compliance Document (SPCD) details how the contractor will comply with the CSPP. Also, it will not be possible to determine all safety plan details (for example specific hazard equipment and lighting, contractor's points of contact, construction equipment heights) during the development of the CSPP. The successful contractor must define such details by preparing an SPCD that the airport operator reviews for approval prior to issuance of a notice-to-proceed. The SPCD is a subset of the CSPP, similar to how a shop drawing review is a subset to the technical specifications.

1.3.3 Assume Responsibility for the CSPP.

The airport operator is responsible for establishing and enforcing the CSPP. The airport operator may use the services of an engineering consultant to help develop the CSPP. However, writing the CSPP cannot be delegated to the construction contractor. Only those details the airport operator determines cannot be addressed before contract award are developed by the contractor and submitted for approval as the SPCD. The SPCD does not restate nor propose differences to provisions already addressed in the CSPP.

1.4 **Who Is Responsible for Safety During Construction?**

1.4.1 Establish a Safety Culture.

Everyone has a role in operational safety on airports during construction: the airport operator, the airport's consultants, the construction contractor and subcontractors, airport users, airport tenants, ARFF personnel, Air Traffic personnel, including Technical Operations personnel, FAA Airports Division personnel, and others, such as military personnel at any airport supporting military operations (e.g. national guard or a joint use facility). Close communication and coordination between all affected parties is the key to maintaining safe operations. Such communication and coordination should start at the project scoping meeting and continue through the completion of the project. The airport operator and contractor should conduct onsite safety inspections throughout the project and immediately remedy any deficiencies, whether caused by negligence, oversight, or project scope change.

1.4.2 Assess Airport Operator's Responsibilities.

An airport operator has overall responsibility for all activities on an airport, including construction. This includes the predesign, design, preconstruction, construction, and inspection phases. Additional information on the responsibilities listed below can be found throughout this AC. The airport operator must:

- 1.4.2.1 Develop a CSPP that complies with the safety guidelines of Chapter 2, Construction Safety and Phasing Plans, and Chapter 3, Guidelines for Writing a CSPP. The airport operator may develop the CSPP internally or have a consultant develop the CSPP for approval by the airport operator. For tenant sponsored projects, approve a CSPP developed by the tenant or its consultant.
- 1.4.2.2 Require, review and approve the SPCD by the contractor that indicates how it will comply with the CSPP and provides details that cannot be determined before contract award.
- 1.4.2.3 Convene a preconstruction meeting with the construction contractor, consultant, airport employees and, if appropriate, tenant sponsor and other tenants to review and discuss project safety before beginning construction activity. The appropriate FAA representatives should be invited to attend the meeting. See AC 150/5370-12, Quality Management for Federally Funded Airport Construction Projects. (Note “FAA” refers to the Airports Regional or District Office, the Air Traffic Organization, Flight Standards Service, and other offices that support airport operations, flight regulations, and construction/environmental policies.)
- 1.4.2.4 Ensure contact information is accurate for each representative/point of contact identified in the CSPP and SPCD.
- 1.4.2.5 Hold weekly or, if necessary, daily safety meetings with all affected parties to coordinate activities.
- 1.4.2.6 Notify users, ARFF personnel, and FAA ATO personnel of construction and conditions that may adversely affect the operational safety of the airport via Notices to Airmen (NOTAM) and other methods, as appropriate. Convene a meeting for review and discussion if necessary.
- 1.4.2.7 Ensure construction personnel know applicable airport procedures and changes to those procedures that may affect their work.
- 1.4.2.8 Ensure that all temporary construction signs are located per the scheduled list for each phase of the project.
- 1.4.2.9 Ensure construction contractors and subcontractors undergo training required by the CSPP and SPCD.
- 1.4.2.10 Ensure vehicle and pedestrian operations addressed in the CSPP and SPCD are coordinated with airport tenants, the airport traffic control tower (ATCT), and construction contractors.
- 1.4.2.11 At certificated airports, ensure each CSPP and SPCD is consistent with Part 139.

- 1.4.2.12 Conduct inspections sufficiently frequently to ensure construction contractors and tenants comply with the CSPP and SPCD and that there are no altered construction activities that could create potential safety hazards.
 - 1.4.2.13 Take immediate action to resolve safety deficiencies.
 - 1.4.2.14 At airports subject to 49 CFR Part 1542, *Airport Security*, ensure construction access complies with the security requirements of that regulation.
 - 1.4.2.15 Notify appropriate parties when conditions exist that invoke provisions of the CSPP and SPCD (for example, implementation of low-visibility operations).
 - 1.4.2.16 Ensure prompt submittal of a Notice of Proposed Construction or Alteration (Form 7460-1) for conducting an aeronautical study of potential obstructions such as tall equipment (cranes, concrete pumps, other), stock piles, and haul routes. A separate form may be filed for each potential obstruction, or one form may be filed describing the entire construction area and maximum equipment height. In the latter case, a separate form must be filed for any object beyond or higher than the originally evaluated area/height. The FAA encourages online submittal of forms for expediency at <https://oeaaa.faa.gov/oeaaa/external/portal.jsp>. The appropriate FAA Airports Regional or District Office can provide assistance in determining which objects require an aeronautical study.
 - 1.4.2.17 Ensure prompt transmission of the Airport Sponsor Strategic Event Submission, FAA Form 6000-26, located at https://oeaaa.faa.gov/oeaaa/external/content/AIRPORT_SPONSOR_STRATEGIC_EVENT_SUBMISSION_FORM.pdf, to assure proper coordination for NAS Strategic Interruption per Service Level Agreement with ATO.
 - 1.4.2.18 Promptly notify the FAA Airports Regional or District Office of any proposed changes to the CSPP prior to implementation of the change. Changes to the CSPP require review and approval by the airport operator and the FAA. The FAA Airports Regional or District office will determine if further coordination within the FAA is needed. Coordinate with appropriate local and other federal government agencies, such as Environmental Protection Agency (EPA), Occupational Safety and Health Administration (OSHA), Transportation Security Administration (TSA), and the state environmental agency.
- 1.4.3 Define Construction Contractor's Responsibilities.
The contractor is responsible for complying with the CSPP and SPCD. The contractor must:

- 1.4.3.1 Submit a Safety Plan Compliance Document (SPCD) to the airport operator describing how it will comply with the requirements of the CSPP and supply any details that could not be determined before contract award. The SPCD must include a certification statement by the contractor, indicating an understanding of the operational safety requirements of the CSPP and the assertion of compliance with the approved CSPP and SPCD unless written approval is granted by the airport operator. Any construction practice proposed by the contractor that does not conform to the CSPP and SPCD may impact the airport's operational safety and will require a revision to the CSPP and SPCD and re-coordination with the airport operator and the FAA in advance.
- 1.4.3.2 Have available at all times copies of the CSPP and SPCD for reference by the airport operator and its representatives, and by subcontractors and contractor employees.
- 1.4.3.3 Ensure that construction personnel are familiar with safety procedures and regulations on the airport. Provide a point of contact who will coordinate an immediate response to correct any construction-related activity that may adversely affect the operational safety of the airport. Many projects will require 24-hour coverage.
- 1.4.3.4 Identify in the SPCD the contractor's on-site employees responsible for monitoring compliance with the CSPP and SPCD during construction. At least one of these employees must be on-site when active construction is taking place.
- 1.4.3.5 Conduct sufficient inspections to ensure construction personnel comply with the CSPP and SPCD and that there are no altered construction activities that could create potential safety hazards.
- 1.4.3.6 Restrict movement of construction vehicles and personnel to permitted construction areas by flagging, barricading, erecting temporary fencing, or providing escorts, as appropriate, and as specified in the CSPP and SPCD.
- 1.4.3.7 Ensure that no contractor employees, employees of subcontractors or suppliers, or other persons enter any part of the air operations area (AOA) from the construction site unless authorized.
- 1.4.3.8 Ensure prompt submittal through the airport operator of Form 7460-1 for the purpose of conducting an aeronautical study of contractor equipment such as tall equipment (cranes, concrete pumps, and other equipment), stock piles, and haul routes when different from cases previously filed by the airport operator. The FAA encourages online submittal of forms for expediency at <https://oeaaa.faa.gov/oeaaa/external/portal.jsp>.

- 1.4.3.9 Ensure that all necessary safety mitigations are understood by all parties involved, and any special requirements of each construction phase will be fulfilled per the approved timeframe.
- 1.4.3.10 Participate in pre-construction meetings to review construction limits, safety mitigations, NOTAMs, and understand all special airport operational needs during each phase of the project.

1.4.4 Define Tenant's Responsibilities.

If planning construction activities on leased property, Airport tenants, such as airline operators, fixed base operators, and FAA ATO/Technical Operations sponsoring construction are strongly encouraged to:

1. Develop, or have a consultant develop, a project specific CSPP and submit it to the airport operator. The airport operator may forgo a complete CSPP submittal and instead incorporate appropriate operational safety principles and measures addressed in the advisory circular within their tenant lease agreements.
2. In coordination with its contractor, develop an SPCD and submit it to the airport operator for approval issued prior to issuance of a Notice to Proceed.
3. Ensure that construction personnel are familiar with safety procedures and regulations on the airport during all phases of the construction.
4. Provide a point of contact of who will coordinate an immediate response to correct any construction-related activity that may adversely affect the operational safety of the airport.
5. Identify in the SPCD the contractor's on-site employees responsible for monitoring compliance with the CSPP and SPCD during construction. At least one of these employees must be on-site when active construction is taking place.
6. Ensure that no tenant or contractor employees, employees of subcontractors or suppliers, or any other persons enter any part of the AOA from the construction site unless authorized.
7. Restrict movement of construction vehicles to construction areas by flagging and barricading, erecting temporary fencing, or providing escorts, as appropriate, as specified in the CSPP and SPCD.
8. Ensure prompt submittal through the airport operator of Form 7460-1 for conducting an aeronautical study of contractor equipment such as tall equipment (cranes, concrete pumps, other), stock piles, and haul routes. The FAA encourages online submittal of forms for expediency at <https://oeaaa.faa.gov/oeaaa/external/portal.jsp>.
9. Participate in pre-construction meetings to review construction limits, safety mitigations, NOTAMs, and understand all special airport operational needs during each phase of the project.

CHAPTER 2. CONSTRUCTION SAFETY AND PHASING PLANS

2.1 **Overview.**

Aviation safety is the primary consideration at airports, especially during construction. The airport operator's CSPP and the contractor's Safety Plan Compliance Document (SPCD) are the primary tools to ensure safety compliance when coordinating construction activities with airport operations. These documents identify all aspects of the construction project that pose a potential safety hazard to airport operations and outline respective mitigation procedures for each hazard. They must provide information necessary for the Airport Operations department to conduct airfield inspections and expeditiously identify and correct unsafe conditions during construction. All aviation safety provisions included within the project drawings, contract specifications, and other related documents must also be reflected in the CSPP and SPCD.

2.2 **Assume Responsibility.**

Operational safety on the airport remains the airport operator's responsibility at all times. The airport operator must develop, certify, and submit for FAA approval each CSPP. It is the airport operator's responsibility to apply the requirements of the FAA approved CSPP. The airport operator must revise the CSPP when conditions warrant changes and must submit the revised CSPP to the FAA for approval. The airport operator must also require and approve a SPCD from the project contractor.

2.3 **Submit the CSPP.**

Construction Safety and Phasing Plans should be developed concurrently with the project design. Milestone versions of the CSPP should be submitted for review and approval as follows. While these milestones are not mandatory, early submission will help to avoid delays. Submittals are preferred in 8.5 × 11 inch or 11 × 17 inch format for compatibility with the FAA's Obstruction Evaluation / Airport Airspace Analysis (OE / AAA) process.

2.3.1 Submit an Outline/Draft.

By the time approximately 25% to 30% of the project design is completed, the principal elements of the CSPP should be established. Airport operators are encouraged to submit an outline or draft, detailing all CSPP provisions developed to date, to the FAA for review at this stage of the project design.

2.3.2 Submit a CSPP.

The CSPP should be formally submitted for FAA approval when the project design is 80 percent to 90 percent complete. Since provisions in the CSPP will influence contract costs, it is important to obtain FAA approval in time to include all such provisions in the procurement contract.

2.3.3 Submit an SPCD.

The contractor should submit the SPCD to the airport operator for approval to be issued prior to the Notice to Proceed.

2.3.4 Submit CSPP Revisions.

All revisions to a previously approved CSPP must be re-submitted to the FAA for review and approval/disapproval action.

2.4 **Meet CSPP Requirements.**

2.4.1 To the extent possible, the CSPP should address the following as outlined in Chapter 3, Guidelines for Writing a CSPP. Details that cannot be determined at this stage are to be included in the SPCD.

1. Coordination.
 - a. Contractor progress meetings.
 - b. Scope or schedule changes.
 - c. FAA ATO coordination.
2. Phasing.
 - a. Phase elements.
 - b. Construction safety drawings.
3. Areas and operations affected by the construction activity.
 - a. Identification of affected areas.
 - b. Mitigation of effects.
4. Protection of navigation aids (NAVAIDs).
5. Contractor access.
 - a. Location of stockpiled construction materials.
 - b. Vehicle and pedestrian operations.
6. Wildlife management.
 - a. Trash.
 - b. Standing water.
 - c. Tall grass and seeds.
 - d. Poorly maintained fencing and gates.
 - e. Disruption of existing wildlife habitat.
7. Foreign Object Debris (FOD) management.
8. Hazardous materials (HAZMAT) management.
9. Notification of construction activities.

- a. Maintenance of a list of responsible representatives/ points of contact.
 - b. NOTAM.
 - c. Emergency notification procedures.
 - d. Coordination with ARFF Personnel.
 - e. Notification to the FAA.
10. Inspection requirements.
 - a. Daily (or more frequent) inspections.
 - b. Final inspections.
 11. Underground utilities.
 12. Penalties.
 13. Special conditions.
 14. Runway and taxiway visual aids. Marking, lighting, signs, and visual NAVAIDs.
 - a. General.
 - b. Markings.
 - c. Lighting and visual NAVAIDs.
 - d. Signs, temporary, including orange construction signs, and permanent signs.
 15. Marking and signs for access routes.
 16. Hazard marking and lighting.
 - a. Purpose.
 - b. Equipment.
 17. Work zone lighting for nighttime construction (if applicable).
 18. Protection of runway and taxiway safety areas, object free areas, obstacle free zones, and approach/departure surfaces.
 - a. Runway Safety Area (RSA).
 - b. Runway Object Free Area (ROFA).
 - c. Taxiway Safety Area (TSA). Provide details for any adjustments to Taxiway Safety Area width to allow continued operation of smaller aircraft. See paragraph 2.22.3.
 - d. Taxiway Object Free Area (TOFA). Provide details for any continued aircraft operations while construction occurs within the TOFA. See paragraph 2.22.4.
 - e. Obstacle Free Zone (OFZ).
 - f. Runway approach/departure surfaces.
 19. Other limitations on construction.
 - a. Prohibitions.

b. Restrictions.

2.4.2 The Safety Plan Compliance Document (SPCD) should include a general statement by the construction contractor that he/she has read and will abide by the CSPP. In addition, the SPCD must include all supplemental information that could not be included in the CSPP prior to the contract award. The contractor statement should include the name of the contractor, the title of the project CSPP, the approval date of the CSPP, and a reference to any supplemental information (that is, “I, (Name of Contractor), have read the (Title of Project) CSPP, approved on (Date), and will abide by it as written and with the following additions as noted:”). The supplemental information in the SPCD should be written to match the format of the CSPP indicating each subject by corresponding CSPP subject number and title. If no supplemental information is necessary for any specific subject, the statement, “No supplemental information,” should be written after the corresponding subject title. The SPCD should not duplicate information in the CSPP:

1. Coordination. Discuss details of proposed safety meetings with the airport operator and with contractor employees and subcontractors.
2. Phasing. Discuss proposed construction schedule elements, including:
 - a. Duration of each phase.
 - b. Daily start and finish of construction, including “night only” construction.
 - c. Duration of construction activities during:
 - i. Normal runway operations.
 - ii. Closed runway operations.
 - iii. Modified runway “Aircraft Reference Code” usage.
3. Areas and operations affected by the construction activity. These areas and operations should be identified in the CSPP and should not require an entry in the SPCD.
4. Protection of NAVAIDs. Discuss specific methods proposed to protect operating NAVAIDs.
5. Contractor access. Provide the following:
 - a. Details on how the contractor will maintain the integrity of the airport security fence (gate guards, daily log of construction personnel, and other).
 - b. Listing of individuals requiring driver training (for certificated airports and as requested).
 - c. Radio communications.
 - i. Types of radios and backup capabilities.
 - ii. Who will be monitoring radios.
 - iii. Who to contact if the ATCT cannot reach the contractor’s designated person by radio.

- d. Details on how the contractor will escort material delivery vehicles.
6. Wildlife management. Discuss the following:
 - a. Methods and procedures to prevent wildlife attraction.
 - b. Wildlife reporting procedures.
7. Foreign Object Debris (FOD) management. Discuss equipment and methods for control of FOD, including construction debris and dust.
8. Hazardous Materials (HAZMAT) management. Discuss equipment and methods for responding to hazardous spills.
9. Notification of construction activities. Provide the following:
 - a. Contractor points of contact.
 - b. Contractor emergency contact.
 - c. Listing of tall or other requested equipment proposed for use on the airport and the timeframe for submitting 7460-1 forms not previously submitted by the airport operator.
 - d. Batch plant details, including 7460-1 submittal.
10. Inspection requirements. Discuss daily (or more frequent) inspections and special inspection procedures.
11. Underground utilities. Discuss proposed methods of identifying and protecting underground utilities.
12. Penalties. Penalties should be identified in the CSPP and should not require an entry in the SPCD.
13. Special conditions. Discuss proposed actions for each special condition identified in the CSPP.
14. Runway and taxiway visual aids. Including marking, lighting, signs, and visual NAVAIDs. Discuss proposed visual aids including the following:
 - a. Equipment and methods for covering signage and airfield lights.
 - b. Equipment and methods for temporary closure markings (paint, fabric, other).
 - c. Temporary orange construction signs.
 - d. Types of temporary Visual Guidance Slope Indicators (VGSI).
15. Marking and signs for access routes. Discuss proposed methods of demarcating access routes for vehicle drivers.
16. Hazard marking and lighting. Discuss proposed equipment and methods for identifying excavation areas.
17. Work zone lighting for nighttime construction (if applicable). Discuss proposed equipment, locations, aiming, and shielding to prevent interference with air traffic control and aircraft operations.

18. Protection of runway and taxiway safety areas, object free areas, obstacle free zones, and approach/departure surfaces. Discuss proposed methods of identifying, demarcating, and protecting airport surfaces including:
 - a. Equipment and methods for maintaining Taxiway Safety Area standards.
 - b. Equipment and methods to ensure the safe passage of aircraft where Taxiway Safety Area or Taxiway Object Free Area standards cannot be maintained.
 - c. Equipment and methods for separation of construction operations from aircraft operations, including details of barricades.
19. Other limitations on construction should be identified in the CSPP and should not require an entry in the SPCD.

2.5 **Coordination.**

Airport operators, or tenants responsible for design, bidding and conducting construction on their leased properties, should ensure at all project developmental stages, such as predesign, prebid, and preconstruction conferences, they capture the subject of airport operational safety during construction (see AC 150/5370-12, *Quality Management for Federally Funded Airport Construction Projects*). In addition, the following should be coordinated as required:

2.5.1 Progress Meetings.

Operational safety should be a standing agenda item for discussion during progress meetings throughout the project developmental stages.

2.5.2 Scope or Schedule Changes.

Changes in the scope or duration at any of the project stages may require revisions to the CSPP and review and approval by the airport operator and the FAA (see paragraph 1.4.2.17).

2.5.3 FAA ATO Coordination.

Early coordination with FAA ATO is highly recommended during the design phase and is required for scheduling Technical Operations shutdowns prior to construction. Coordination is critical to restarts of NAVAID services and to the establishment of any special procedures for the movement of aircraft. Formal agreements between the airport operator and appropriate FAA offices are recommended. All relocation or adjustments to NAVAIDs, or changes to final grades in critical areas, should be coordinated with FAA ATO and may require an FAA flight inspection prior to restarting the facility. Flight inspections must be coordinated and scheduled well in advance of the intended facility restart. Flight inspections may require a reimbursable agreement between the airport operator and FAA ATO. Reimbursable agreements should be coordinated a minimum of 12 months prior to the start of construction. (See paragraph 2.13.5.3.2 for required FAA notification regarding FAA-owned NAVAIDs.)

2.6 **Phasing.**

Once it has been determined what types and levels of airport operations will be maintained, the most efficient sequence of construction may not be feasible. In this case, the sequence of construction may be phased to gain maximum efficiency while allowing for the required operations. The development of the resulting construction phases should be coordinated with local Air Traffic personnel and airport users. The sequenced construction phases established in the CSPP must be incorporated into the project design and must be reflected in the contract drawings and specifications.

2.6.1 Phase Elements.

For each phase the CSPP should detail:

- Areas closed to aircraft operations.
- Duration of closures.
- Taxi routes and/or areas of reduced TSA and TOFA to reflect reduced ADG use.
- ARFF access routes.
- Construction staging, disposal, and cleanout areas.
- Construction access and haul routes.
- Impacts to NAVAIDs.
- Lighting, marking, and signing changes.
- Available runway length and/or reduced RSA and ROFA to reflect reduced ADG use.
- Declared distances (if applicable).
- Required hazard marking, lighting, and signing.
- Work zone lighting for nighttime construction (if applicable).
- Lead times for required notifications.

2.6.2 Construction Safety Drawings.

Drawings specifically indicating operational safety procedures and methods in affected areas (i.e., construction safety drawings) should be developed for each construction phase. Such drawings should be included in the CSPP as referenced attachments and should also be included in the contract drawing package.

2.7 **Areas and Operations Affected by Construction Activity.**

Runways and taxiways should remain in use by aircraft to the maximum extent possible without compromising safety. Pre-meetings with the FAA ATO will support operational simulations. See Appendix E for an example of a table showing temporary operations versus current operations. The tables in Appendix E can be useful for coordination among all interested parties, including FAA Lines of Business.

2.7.1 Identification of Affected Areas.

Identifying areas and operations affected by the construction helps to determine possible safety problems. The affected areas should be identified in the construction safety drawings for each construction phase. (See paragraph 2.6.2.) Of particular concern are:

2.7.1.1 **Closing, or Partial Closing, of Runways, Taxiways and Aprons, and Displaced Thresholds.**

When a runway is partially closed, a portion of the pavement is unavailable for any aircraft operation, meaning taxiing, landing, or takeoff in either direction on that pavement is prohibited. A displaced threshold, by contrast, is established to ensure obstacle clearance and adequate safety area for landing aircraft. The pavement prior to the displaced threshold is normally available for take-off in the direction of the displacement and for landing and takeoff in the opposite direction. Misunderstanding this difference, may result in issuance of an inaccurate NOTAM, and can lead to a hazardous condition.

2.7.1.1.1 Partially Closed Runways.

The temporarily closed portion of a partially closed runway will generally extend from the threshold to a taxiway that may be used for entering and exiting the runway. If the closed portion extends to a point between taxiways, pilots will have to back-taxi on the runway, which is an undesirable operation. See Figure 2-1 for a desirable configuration.

2.7.1.1.2 Displaced Thresholds.

Since the portion of the runway pavement between the permanent threshold and a standard displaced threshold is available for takeoff and for landing in the opposite direction, the temporary displaced threshold need not be located at an entrance/exit taxiway. See Figure 2-2.

2.7.1.2 Closing of aircraft rescue and fire fighting access routes.

2.7.1.3 Closing of access routes used by airport and airline support vehicles.

2.7.1.4 Interruption of utilities, including water supplies for fire fighting.

2.7.1.5 Approach/departure surfaces affected by heights of objects.

2.7.1.6 Construction areas, storage areas, and access routes near runways, taxiways, aprons, or helipads.

Figure 2-1. Temporary Partially Closed Runway

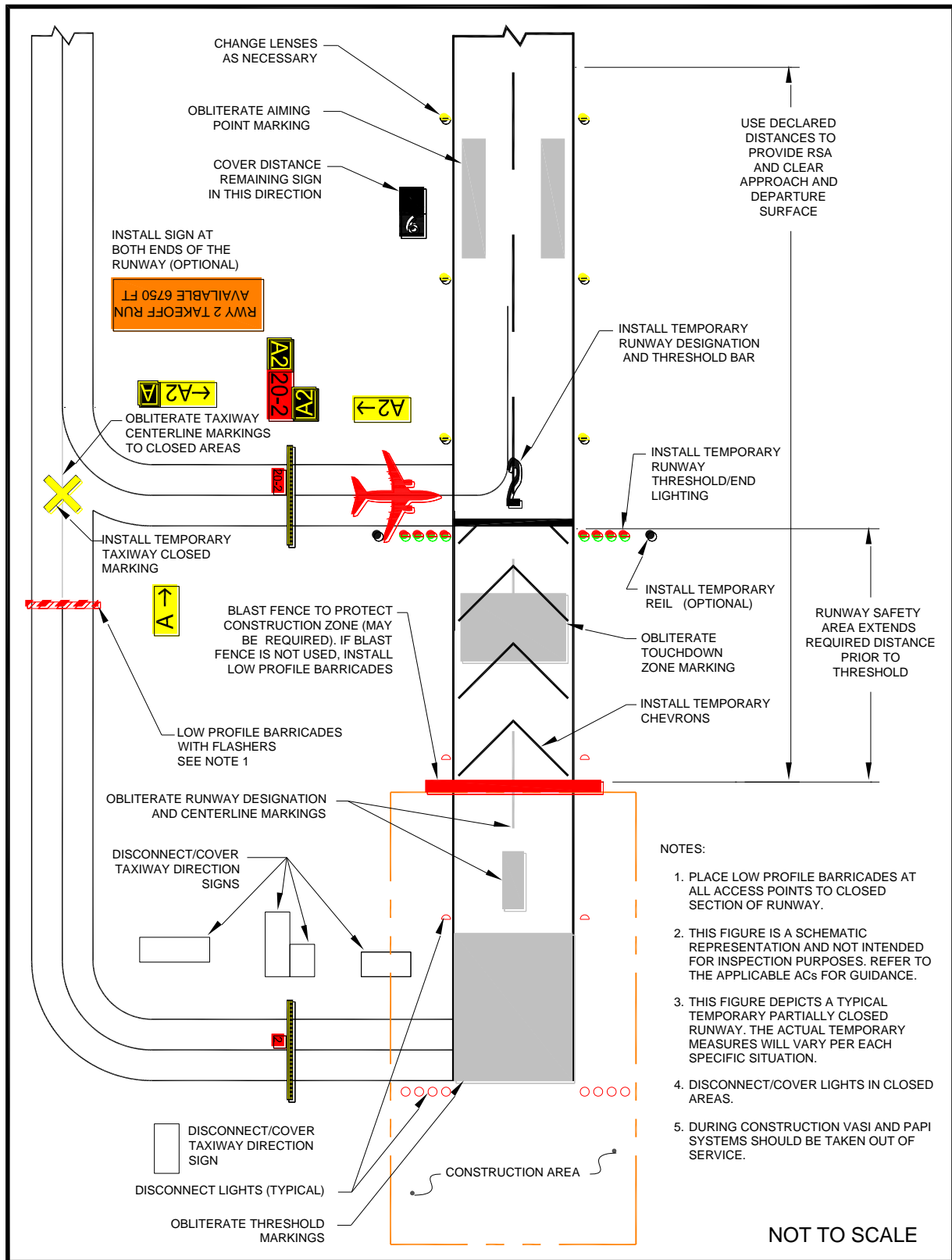
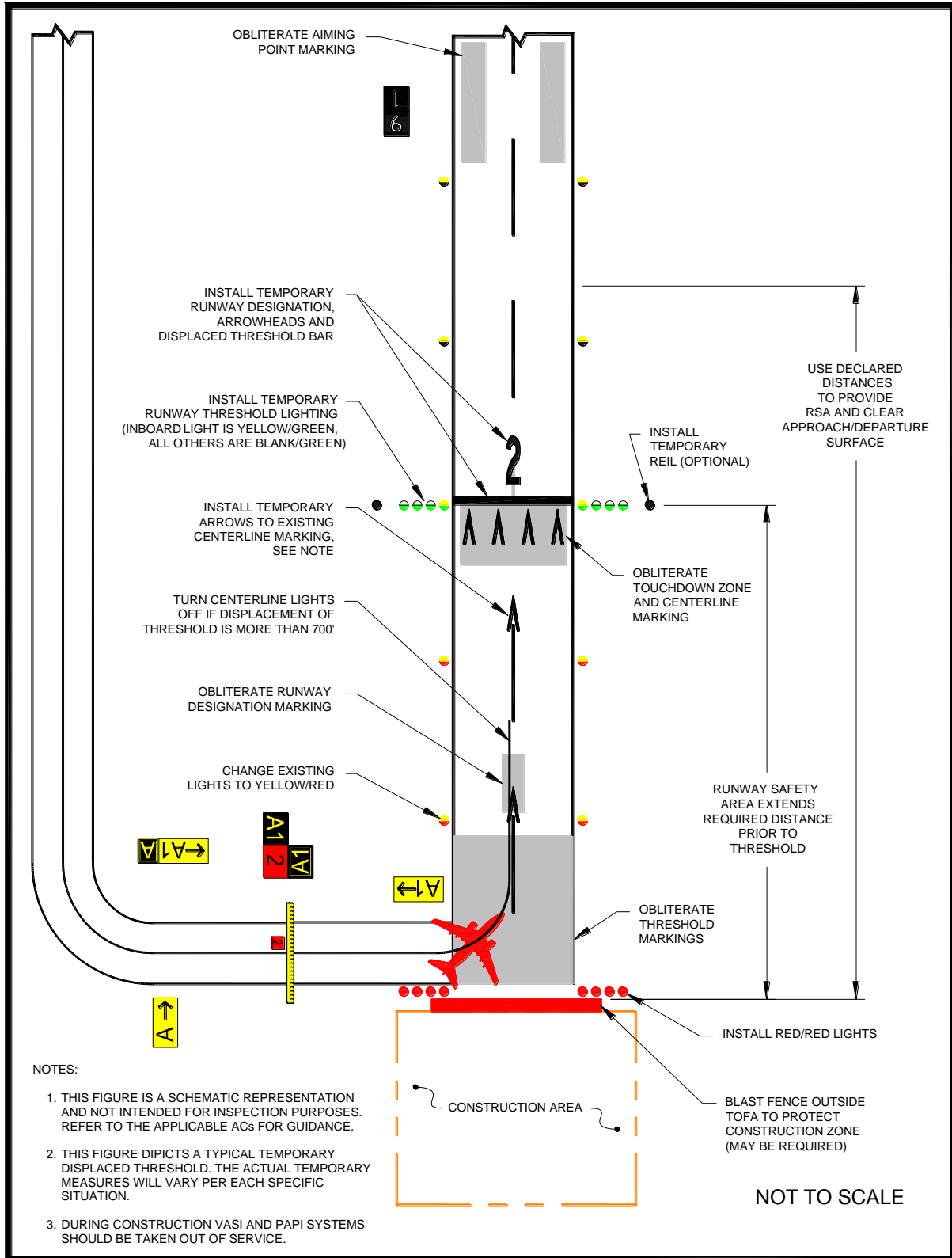


Figure 2-2. Temporary Displaced Threshold



Note: See paragraph 2.18.2.5.

2.7.2 Mitigation of Effects.

Establishment of specific procedures is necessary to maintain the safety and efficiency of airport operations. The CSPP must address:

- 2.7.2.1 Temporary changes to runway and/or taxi operations.
- 2.7.2.2 Detours for ARFF and other airport vehicles.
- 2.7.2.3 Maintenance of essential utilities.
- 2.7.2.4 Temporary changes to air traffic control procedures. Such changes must be coordinated with the ATO.

2.8 **Navigation Aid (NAVAID) Protection.**

Before commencing construction activity, parking vehicles, or storing construction equipment and materials near a NAVAID, coordinate with the appropriate FAA ATO/Technical Operations office to evaluate the effect of construction activity and the required distance and direction from the NAVAID. (See paragraph 2.13.5.3.) Construction activities, materials/equipment storage, and vehicle parking near electronic NAVAIDs require special consideration since they may interfere with signals essential to air navigation. If any NAVAID may be affected, the CSPP and SPCD must show an understanding of the “critical area” associated with each NAVAID and describe how it will be protected. Where applicable, the operational critical areas of NAVAIDs should be graphically delineated on the project drawings. Pay particular attention to stockpiling material, as well as to movement and parking of equipment that may interfere with line of sight from the ATCT or with electronic emissions. Interference from construction equipment and activities may require NAVAID shutdown or adjustment of instrument approach minimums for low visibility operations. This condition requires that a NOTAM be filed (see paragraph 2.13.2.) Construction activities and materials/equipment storage near a NAVAID must not obstruct access to the equipment and instruments for maintenance. Submittal of a 7460-1 form is required for construction vehicles operating near FAA NAVAIDs. (See paragraph 2.13.5.3.)

2.9 **Contractor Access.**

The CSPP must detail the areas to which the contractor must have access, and explain how contractor personnel will access those areas. Specifically address:

2.9.1 Location of Stockpiled Construction Materials.

Stockpiled materials and equipment storage are not permitted within the RSA and OFZ, and if possible should not be permitted within the Object Free Area (OFA) of an operational runway. Stockpiling material in the OFA requires submittal of a 7460-1 form and justification provided to the appropriate FAA Airports Regional or District Office for approval. The airport operator must ensure that stockpiled materials and equipment adjacent to these areas are prominently marked and lighted during hours of restricted visibility or darkness. (See paragraph 2.18.2.) This includes determining and

verifying that materials are stabilized and stored at an approved location so as not to be a hazard to aircraft operations and to prevent attraction of wildlife and foreign object damage from blowing or tracked material. See paragraphs [2.10](#) and [2.11](#).

2.9.2 Vehicle and Pedestrian Operations.

The CSPP should include specific vehicle and pedestrian requirements. Vehicle and pedestrian access routes for airport construction projects must be controlled to prevent inadvertent or unauthorized entry of persons, vehicles, or animals onto the AOA. The airport operator should coordinate requirements for vehicle operations with airport tenants, contractors, and the FAA air traffic manager. In regard to vehicle and pedestrian operations, the CSPP should include the following, with associated training requirements:

2.9.2.1 **Construction Site Parking.**

Designate in advance vehicle parking areas for contractor employees to prevent any unauthorized entry of persons or vehicles onto the AOA. These areas should provide reasonable contractor employee access to the job site.

2.9.2.2 **Construction Equipment Parking.**

Contractor employees must park and service all construction vehicles in an area designated by the airport operator outside the OFZ and never in the safety area of an active runway or taxiway. Unless a complex setup procedure makes movement of specialized equipment infeasible, inactive equipment must not be parked on a closed taxiway or runway. If it is necessary to leave specialized equipment on a closed taxiway or runway at night, the equipment must be well lighted. Employees should also park construction vehicles outside the OFA when not in use by construction personnel (for example, overnight, on weekends, or during other periods when construction is not active). Parking areas must not obstruct the clear line of sight by the ATCT to any taxiways or runways under air traffic control nor obstruct any runway visual aids, signs, or navigation aids. The FAA must also study those areas to determine effects on airport design criteria, surfaces established by 14 CFR Part 77, Safe, Efficient Use, and Preservation of the Navigable Airspace (Part 77), and on NAVAIDs and Instrument Approach Procedures (IAP). See paragraph [2.13.1](#) for further information.

2.9.2.3 **Access and Haul Roads.**

Determine the construction contractor's access to the construction sites and haul roads. Do not permit the construction contractor to use any access or haul roads other than those approved. Access routes used by contractor vehicles must be clearly marked to prevent inadvertent entry to areas open to airport operations. Pay special attention to ensure that if construction traffic is to share or cross any ARFF routes that ARFF right of way is not impeded at any time, and that construction traffic on haul

roads does not interfere with NAVAIDs or approach surfaces of operational runways. Address whether access gates will be blocked or inoperative or if a rally point will be blocked or inaccessible.

- 2.9.2.4 Marking and lighting of vehicles in accordance with AC 150/5210-5, *Painting, Marking, and Lighting of Vehicles Used on an Airport*.
- 2.9.2.5 Description of proper vehicle operations on various areas under normal, lost communications, and emergency conditions.
- 2.9.2.6 Required escorts.
- 2.9.2.7 **Training Requirements for Vehicle Drivers to Ensure Compliance with the Airport Operator's Vehicle Rules and Regulations.**
Specific training should be provided to vehicle operators, including those providing escorts. See AC 150/5210-20, *Ground Vehicle Operations on Airports*, for information on training and records maintenance requirements.
- 2.9.2.8 **Situational Awareness.**
Vehicle drivers must confirm by personal observation that no aircraft is approaching their position (either in the air or on the ground) when given clearance to cross a runway, taxiway, or any other area open to airport operations. In addition, it is the responsibility of the escort vehicle driver to verify the movement/position of all escorted vehicles at any given time. At non-towered airports, all aircraft movements and flight operations rely on aircraft operators to self-report their positions and intentions. However, there is no requirement for an aircraft to have radio communications. Because aircraft do not always broadcast their positions or intentions, visual checking, radio monitoring, and situational awareness of the surroundings is critical to safety.
- 2.9.2.9 **Two-Way Radio Communication Procedures.**
- 2.9.2.9.1 General.
The airport operator must ensure that tenant and construction contractor personnel engaged in activities involving unescorted operation on aircraft movement areas observe the proper procedures for communications, including using appropriate radio frequencies at airports with and without ATCT. When operating vehicles on or near open runways or taxiways, construction personnel must understand the critical importance of maintaining radio contact, as directed by the airport operator, with:
1. Airport operations
 2. ATCT

3. Common Traffic Advisory Frequency (CTAF), which may include UNICOM, MULTICOM.
4. Automatic Terminal Information Service (ATIS). This frequency is useful for monitoring conditions on the airport. Local air traffic will broadcast information regarding construction related runway closures and “shortened” runways on the ATIS frequency.

2.9.2.9.2 Areas Requiring Two-Way Radio Communication with the ATCT.

Vehicular traffic crossing active movement areas must be controlled either by two-way radio with the ATCT, escort, flagman, signal light, or other means appropriate for the particular airport.

2.9.2.9.3 Frequencies to be Used.

The airport operator will specify the frequencies to be used by the contractor, which may include the CTAF for monitoring of aircraft operations. Frequencies may also be assigned by the airport operator for other communications, including any radio frequency in compliance with Federal Communications Commission requirements. At airports with an ATCT, the airport operator will specify the frequency assigned by the ATCT to be used between contractor vehicles and the ATCT.

2.9.2.9.4 Proper radio usage, including read back requirements.

2.9.2.9.5 Proper phraseology, including the International Phonetic Alphabet.

2.9.2.9.6 Light Gun Signals.

Even though radio communication is maintained, escort vehicle drivers must also familiarize themselves with ATCT light gun signals in the event of radio failure. See the FAA safety placard “Ground Vehicle Guide to Airport Signs and Markings.” This safety placard may be downloaded through the Runway Safety Program Web site at http://www.faa.gov/airports/runway_safety/publications/ (see “Signs & Markings Vehicle Dashboard Sticker”) or obtained from the FAA Airports Regional Office.

2.9.2.10 **Maintenance of the secured area of the airport, including:**

2.9.2.10.1 Fencing and Gates.

Airport operators and contractors must take care to maintain security during construction when access points are created in the security fencing to permit the passage of construction vehicles or personnel. Temporary gates should be equipped so they can be securely closed and locked to prevent access by animals and unauthorized people. Procedures should be in place to ensure that only authorized persons and vehicles have access to the AOA and to prohibit “piggybacking” behind another person or vehicle. The Department of Transportation (DOT) document DOT/FAA/AR-

00/52, *Recommended Security Guidelines for Airport Planning and Construction*, provides more specific information on fencing. A copy of this document can be obtained from the Airport Consultants Council, Airports Council International, or American Association of Airport Executives.

2.9.2.10.2 Badging Requirements.

Airports subject to 49 CFR Part 1542, *Airport Security*, must meet standards for access control, movement of ground vehicles, and identification of construction contractor and tenant personnel.

2.10 **Wildlife Management.**

The CSPP and SPCD must be in accordance with the airport operator's wildlife hazard management plan, if applicable. See AC 150/5200-33, *Hazardous Wildlife Attractants On or Near Airports*, and CertAlert 98-05, *Grasses Attractive to Hazardous Wildlife*. Construction contractors must carefully control and continuously remove waste or loose materials that might attract wildlife. Contractor personnel must be aware of and avoid construction activities that can create wildlife hazards on airports, such as:

2.10.1 Trash.

Food scraps must be collected from construction personnel activity.

2.10.2 Standing Water.

2.10.3 Tall Grass and Seeds.

Requirements for turf establishment can be at odds with requirements for wildlife control. Grass seed is attractive to birds. Lower quality seed mixtures can contain seeds of plants (such as clover) that attract larger wildlife. Seeding should comply with the guidance in AC 150/5370-10, *Standards for Specifying Construction of Airports*, Item T-901, Seeding. Contact the local office of the United States Department of Agriculture Soil Conservation Service or the State University Agricultural Extension Service (County Agent or equivalent) for assistance and recommendations. These agencies can also provide liming and fertilizer recommendations.

2.10.4 Poorly Maintained Fencing and Gates.

See paragraph 2.9.2.10.1.

2.10.5 Disruption of Existing Wildlife Habitat.

While this will frequently be unavoidable due to the nature of the project, the CSPP should specify under what circumstances (location, wildlife type) contractor personnel should immediately notify the airport operator of wildlife sightings.

2.11 Foreign Object Debris (FOD) Management.

Waste and loose materials, commonly referred to as FOD, are capable of causing damage to aircraft landing gears, propellers, and jet engines. Construction contractors must not leave or place FOD on or near active aircraft movement areas. Materials capable of creating FOD must be continuously removed during the construction project. Fencing (other than security fencing) or covers may be necessary to contain material that can be carried by wind into areas where aircraft operate. See AC 150/5210-24, *Foreign Object Debris (FOD) Management*.

2.12 Hazardous Materials (HAZMAT) Management.

Contractors operating construction vehicles and equipment on the airport must be prepared to expeditiously contain and clean-up spills resulting from fuel or hydraulic fluid leaks. Transport and handling of other hazardous materials on an airport also requires special procedures. See AC 150/5320-15, *Management of Airport Industrial Waste*.

2.13 Notification of Construction Activities.

The CSPP and SPCD must detail procedures for the immediate notification of airport users and the FAA of any conditions adversely affecting the operational safety of the airport. It must address the notification actions described below, as applicable.

2.13.1 List of Responsible Representatives/points of contact for all involved parties, and procedures for contacting each of them, including after hours.

2.13.2 NOTAMs.

Only the airport operator may initiate or cancel NOTAMs on airport conditions, and is the only entity that can close or open a runway. The airport operator must coordinate the issuance, maintenance, and cancellation of NOTAMs about airport conditions resulting from construction activities with tenants and the local air traffic facility (control tower, approach control, or air traffic control center), and must either enter the NOTAM into NOTAM Manager, or provide information on closed or hazardous conditions on airport movement areas to the FAA Flight Service Station (FSS) so it can issue a NOTAM. The airport operator must file and maintain a list of authorized representatives with the FSS. Refer to AC 150/5200-28, *Notices to Airmen (NOTAMs) for Airport Operators*, for a sample NOTAM form. Only the FAA may issue or cancel NOTAMs on shutdown or irregular operation of FAA owned facilities. Any person having reason to believe that a NOTAM is missing, incomplete, or inaccurate must notify the airport operator. See paragraph 2.7.1.1 about issuing NOTAMs for partially closed runways versus runways with displaced thresholds.

2.13.3 Emergency notification procedures for medical, fire fighting, and police response.

2.13.4 Coordination with ARFF.

The CSPP must detail procedures for coordinating through the airport sponsor with ARFF personnel, mutual aid providers, and other emergency services if construction requires:

1. The deactivation and subsequent reactivation of water lines or fire hydrants, or
2. The rerouting, blocking and restoration of emergency access routes, or
3. The use of hazardous materials on the airfield.

2.13.5 Notification to the FAA.

2.13.5.1 **Part 77.**

Any person proposing construction or alteration of objects that affect navigable airspace, as defined in Part 77, must notify the FAA. This includes construction equipment and proposed parking areas for this equipment (i.e., cranes, graders, other equipment) on airports. FAA Form 7460-1, *Notice of Proposed Construction or Alteration*, can be used for this purpose and submitted to the appropriate FAA Airports Regional or District Office. See Appendix A to download the form. Further guidance is available on the FAA web site at oeaaa.faa.gov.

2.13.5.2 **Part 157.**

With some exceptions, Title 14 CFR Part 157, *Notice of Construction, Alteration, Activation, and Deactivation of Airports*, requires that the airport operator notify the FAA in writing whenever a non-Federally funded project involves the construction of a new airport; the construction, realigning, altering, activating, or abandoning of a runway, landing strip, or associated taxiway; or the deactivation or abandoning of an entire airport. Notification involves submitting FAA Form 7480-1, *Notice of Landing Area Proposal*, to the nearest FAA Airports Regional or District Office. See Appendix A to download the form.

2.13.5.3 **NAVAIDs.**

For emergency (short-notice) notification about impacts to both airport owned and FAA owned NAVAIDs, contact: 866-432-2622.

2.13.5.3.1 Airport Owned/FAA Maintained.

If construction operations require a shutdown of 24 hours or greater in duration, or more than 4 hours daily on consecutive days, of a NAVAID owned by the airport but maintained by the FAA, provide a 45-day minimum notice to FAA ATO/Technical Operations prior to facility shutdown, using Strategic Event Coordination (SEC) Form 6000.26 contained within FAA Order 6000.15, *General Maintenance Handbook for National Airspace System (NAS) Facilities*.

2.13.5.3.2 FAA Owned.

1. The airport operator must notify the appropriate FAA ATO Service Area Planning and Requirements (P&R) Group a minimum of 45 days prior to implementing an event that causes impacts to NAVAIDs, using SEC Form 6000.26.
2. Coordinate work for an FAA owned NAVAID shutdown with the local FAA ATO/Technical Operations office, including any necessary reimbursable agreements and flight checks. Detail procedures that address unanticipated utility outages and cable cuts that could impact FAA NAVAIDs. Refer to active Service Level Agreement with ATO for specifics.

2.14 **Inspection Requirements.**

2.14.1 Daily Inspections.

Inspections should be conducted at least daily, but more frequently if necessary to ensure conformance with the CSPP. A sample checklist is provided in Appendix D, Construction Project Daily Safety Inspection Checklist. See also AC 150/5200-18, Airport Safety Self-Inspection. Airport operators holding a Part 139 certificate are required to conduct self-inspections during unusual conditions, such as construction activities, that may affect safe air carrier operations.

2.14.2 Interim Inspections.

Inspections should be conducted of all areas to be (re)opened to aircraft traffic to ensure the proper operation of lights and signs, for correct markings, and absence of FOD. The contractor should conduct an inspection of the work area with airport operations personnel. The contractor should ensure that all construction materials have been secured, all pavement surfaces have been swept clean, all transition ramps have been properly constructed, and that surfaces have been appropriately marked for aircraft to operate safely. Only if all items on the list meet with the airport operator's approval should the air traffic control tower be notified to open the area to aircraft operations. The contractor should be required to retain a suitable workforce and the necessary equipment at the work area for any last minute cleanup that may be requested by the airport operator prior to opening the area.

2.14.3 Final Inspections.

New runways and extended runway closures may require safety inspections at certificated airports prior to allowing air carrier service. Coordinate with the FAA Airport Certification Safety Inspector (ACSI) to determine if a final inspection will be necessary.

2.15 Underground Utilities.

The CSPP and/or SPCD must include procedures for locating and protecting existing underground utilities, cables, wires, pipelines, and other underground facilities in excavation areas. This may involve coordinating with public utilities and FAA ATO/Technical Operations. Note that “One Call” or “Miss Utility” services do not include FAA ATO/Technical Operations.

2.16 Penalties.

The CSPP should detail penalty provisions for noncompliance with airport rules and regulations and the safety plans (for example, if a vehicle is involved in a runway incursion). Such penalties typically include rescission of driving privileges or access to the AOA.

2.17 Special Conditions.

The CSPP must detail any special conditions that affect the operation of the airport and will require the activation of any special procedures (for example, low-visibility operations, snow removal, aircraft in distress, aircraft accident, security breach, Vehicle / Pedestrian Deviation (VPD) and other activities requiring construction suspension/resumption).

2.18 Runway and Taxiway Visual Aids.

This includes marking, lighting, signs, and visual NAVAIDs. The CSPP must ensure that areas where aircraft will be operating are clearly and visibly separated from construction areas, including closed runways. Throughout the duration of the construction project, verify that these areas remain clearly marked and visible at all times and that marking, lighting, signs, and visual NAVAIDs that are to continue to perform their functions during construction remain in place and operational. Visual NAVAIDs that are not serving their intended function during construction must be temporarily disabled, covered, or modified as necessary. The CSPP must address the following, as appropriate:

2.18.1 General.

Airport markings, lighting, signs, and visual NAVAIDs must be clearly visible to pilots, not misleading, confusing, or deceptive. All must be secured in place to prevent movement by prop wash, jet blast, wing vortices, and other wind currents and constructed of materials that will minimize damage to an aircraft in the event of inadvertent contact. Items used to secure such markings must be of a color similar to the marking.

2.18.2 Markings.

During the course of construction projects, temporary pavement markings are often required to allow for aircraft operations during or between work periods. During the design phase of the project, the designer should coordinate with the project manager,

airport operations, airport users, the FAA Airports project manager, and Airport Certification Safety Inspector for Part 139 airports to determine minimum temporary markings. The FAA Airports project manager will, wherever a runway is closed, coordinate with the appropriate FAA Flight Standards Office and disseminate findings to all parties. Where possible, the temporary markings on finish grade pavements should be placed to mirror the dimensions of the final markings. Markings must be in compliance with the standards of AC 150/5340-1, *Standards for Airport Markings*, except as noted herein. Runways and runway exit taxiways closed to aircraft operations are marked with a yellow X. The preferred visual aid to depict temporary runway closure is the lighted X signal placed on or near the runway designation numbers. (See paragraph 2.18.2.1.2.)

2.18.2.1 **Closed Runways and Taxiways.**

2.18.2.1.1 Permanently Closed Runways.

For runways, obliterate the threshold marking, runway designation marking, and touchdown zone markings, and place an X at each end and at 1,000-foot (300 m) intervals. For a multiple runway environment, if the lighted X on a designated number will be located in the RSA of an adjacent active runway, locate the lighted X farther down the closed runway to clear the RSA of the active runway. In addition, the closed runway numbers located in the RSA of an active runway must be marked with a flat yellow X.

2.18.2.1.2 Temporarily Closed Runways.

For runways that have been temporarily closed, place an X at each end of the runway directly on or as near as practicable to the runway designation numbers. For a multiple runway environment, if the lighted X on a designated number will be located in the RSA of an adjacent active runway, locate the lighted X farther down the closed runway to clear the RSA of the active runway. In addition, the closed runway numbers located in the RSA of an active runway must be marked with a flat yellow X. See Figure 2-3. See also paragraph 2.18.3.3.

2.18.2.1.3 Partially Closed Runways and Displaced Thresholds.

When threshold markings are needed to identify the temporary beginning of the runway that is available for landing, the markings must comply with AC 150/5340-1. An X is not used on a partially closed runway or a runway with a displaced threshold. See paragraph 2.7.1.1 for the difference between partially closed runways and runways with displaced thresholds. Because of the temporary nature of threshold displacement due to construction, it is not necessary to re-adjust the existing runway centerline markings to meet standard spacing for a runway with a visual approach. Some of the requirements below may be waived in the cases of low-activity airports and/or short duration changes that are measured in days rather than weeks. Consider whether the presence of an airport traffic

control tower allows for the development of special procedures. Contact the appropriate FAA Airports Regional or District Office for assistance.

Figure 2-3. Markings for a Temporarily Closed Runway

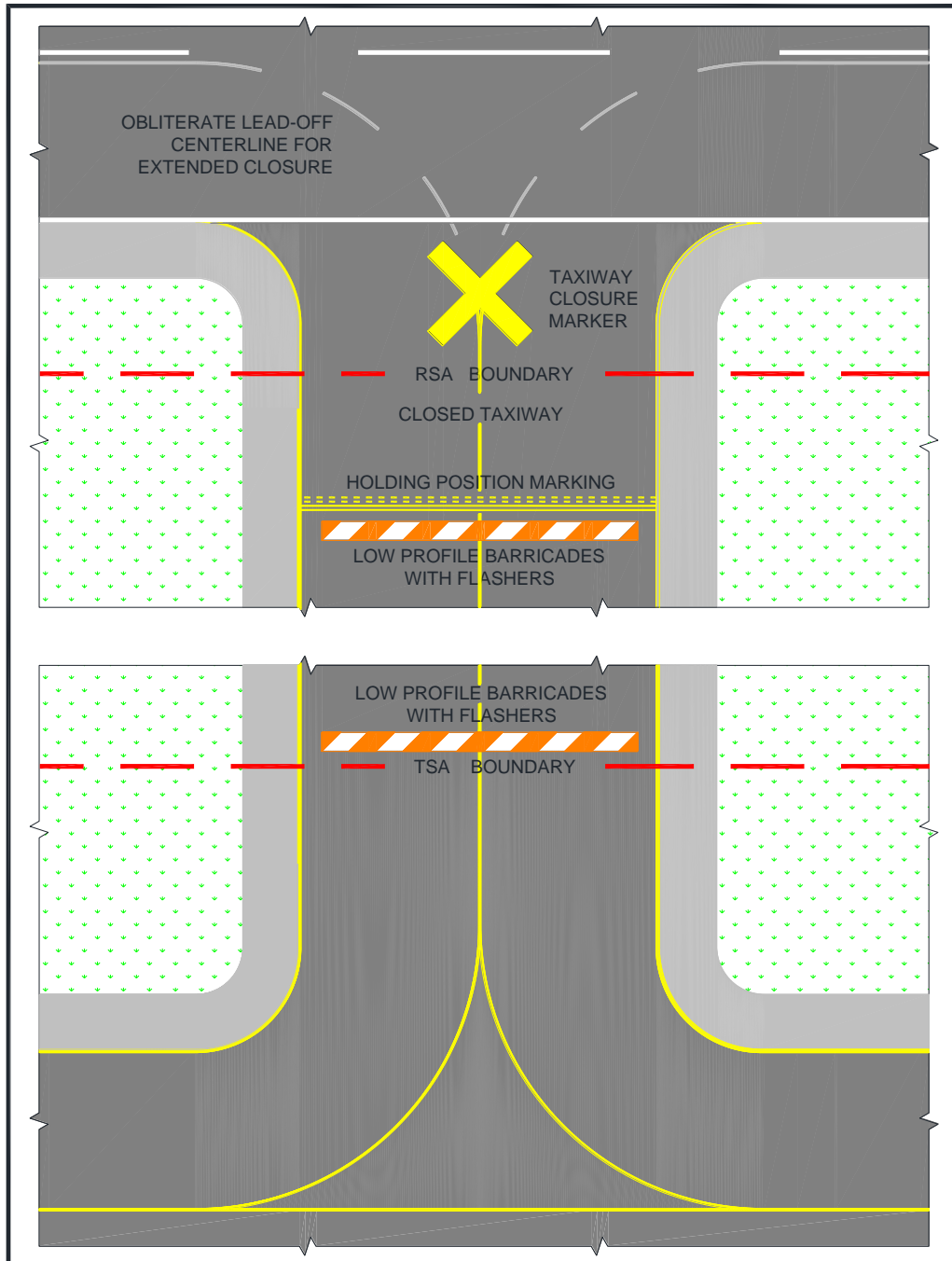


1. **Partially Closed Runways.** Pavement markings for temporary closed portions of the runway consist of a runway threshold bar, runway designation, and yellow chevrons to identify pavement areas that are unsuitable for takeoff or landing (see [AC 150/5340-1](#)). Obliterate or cover markings prior to the moved threshold. Existing touchdown zone markings beyond the moved threshold may remain in place. Obliterate aiming point markings. Issue appropriate NOTAMs regarding any nonstandard markings. See [Figure 2-4](#).
2. **Displaced Thresholds.** Pavement markings for a displaced threshold consist of a runway threshold bar, runway designation, and white arrowheads with and without arrow shafts. These markings are required to identify the portion of the runway before the displaced threshold to provide centerline guidance for pilots during approaches, takeoffs, and landing rollouts from the opposite direction. See [AC 150/5340-1](#). Obliterate markings prior to the displaced threshold. Existing touchdown zone markings beyond the displaced threshold may remain in place. Obliterate aiming point markings. Issue appropriate NOTAMs regarding any nonstandard markings. See [Figure 2-2](#).

2.18.2.1.4 Taxiways.

1. **Permanently Closed Taxiways.** *AC 150/5300-13 Airport Design*, notes that it is preferable to remove the pavement, but for pavement that is to remain, place an X at the entrance to both ends of the closed section. Obliterate taxiway centerline markings, including runway leadoff lines, leading to the closed taxiway. See [Figure 2-4](#).

Figure 2-4. Temporary Taxiway Closure



2. **Temporarily Closed Taxiways.** Place barricades outside the safety area of intersecting taxiways. For runway/taxiway intersections, place an X at the entrance to the closed taxiway from the runway. If the taxiway will be closed for an extended period, obliterate taxiway centerline markings, including runway leadoff lines and taxiway to taxiway turns, leading to the closed section. Always obliterate runway lead-off lines for high speed exits, regardless of the duration of the closure. If the centerline markings will be reused upon reopening the taxiway, it is preferable to paint over the marking. This will result in less damage to the pavement when the upper layer of paint is ultimately removed. See Figure 2-4.

2.18.2.1.5 Temporarily Closed Airport.

When the airport is closed temporarily, mark all the runways as closed.

- 2.18.2.2 If unable to paint temporary markings on the pavement, construct them from any of the following materials: fabric, colored plastic, painted sheets of plywood, or similar materials. They must be properly configured and appropriately secured to prevent movement by prop wash, jet blast, or other wind currents. Items used to secure such markings must be of a color similar to the marking.

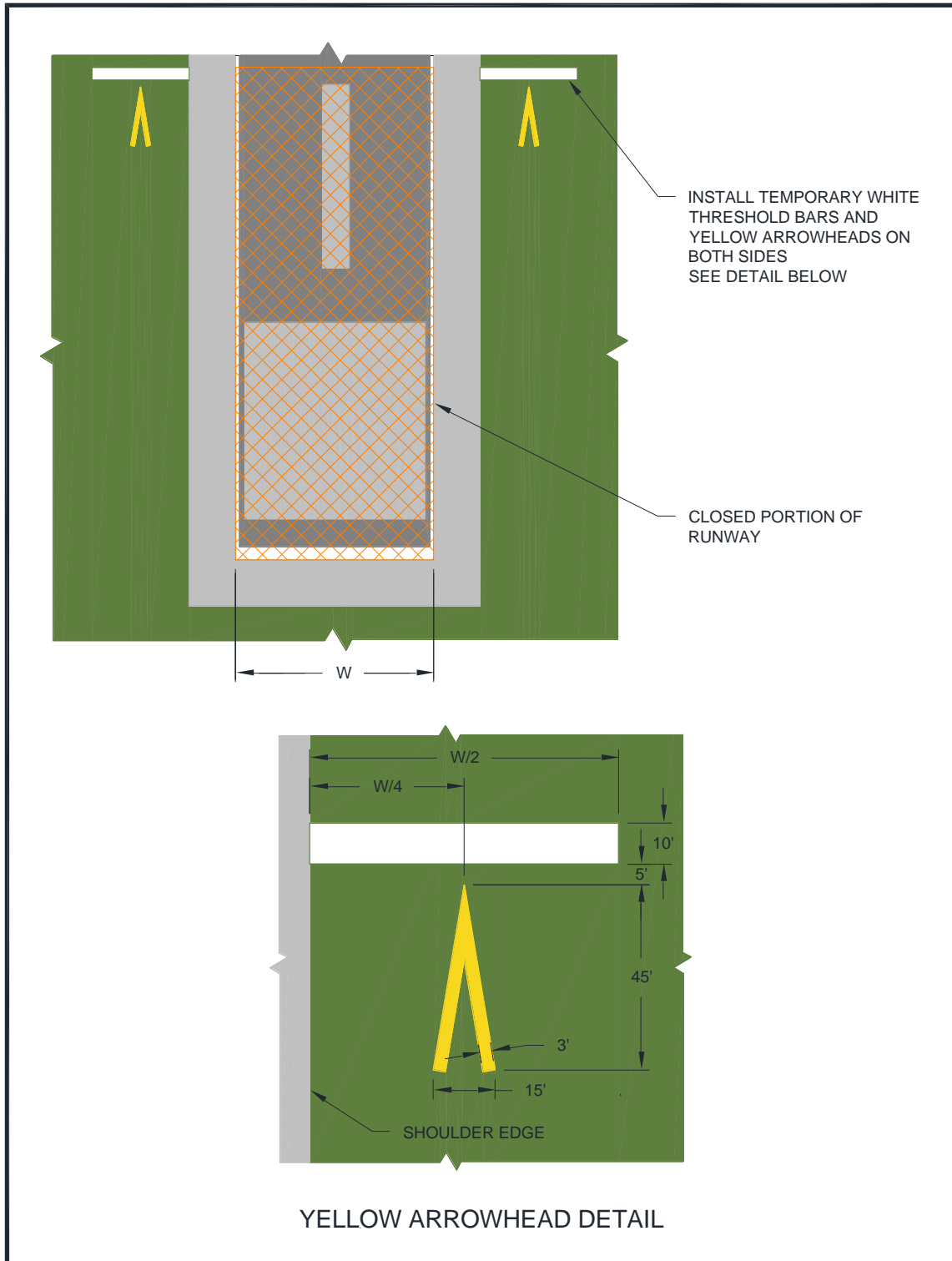
- 2.18.2.3 It may be necessary to remove or cover runway markings, including but not limited to, runway designation markings, threshold markings, centerline markings, edge stripes, touchdown zone markings and aiming point markings, depending on the length of construction and type of activity at the airport. When removing runway markings, apply the same treatment to areas between stripes or numbers, as the cleaned area will appear to pilots as a marking in the shape of the treated area.

- 2.18.2.4 If it is not possible to install threshold bars, chevrons, and arrows on the pavement, “temporary outboard white threshold bars and yellow arrowheads”, see Figure 2-5, may be used. Locate them outside of the runway pavement surface on both sides of the runway. The dimensions must be as shown in Figure 2-5. If the markings are not discernible on grass or snow, apply a black background with appropriate material over the ground to ensure they are clearly visible.

- 2.18.2.5 The application rate of paint to mark a short-term temporary runway and taxiway markings may deviate from the standard (see Item P-620, “Runway and Taxiway Painting,” in AC 150/5370-10), but the dimensions must meet the existing standards. When applying temporary markings at night, it is recommended that the fast curing, Type II paint be used to help offset the higher humidity and cooler temperatures often experienced at night. Diluting the paint will substantially increase cure time and is not recommended. Glass beads are not recommended for temporary markings. Striated markings may also be used for certain temporary markings. AC

150/5340-1, *Standards for Airport Markings*, has additional guidance on temporary markings.

Figure 2-5. Temporary Outboard White Threshold Bars and Yellow Arrowheads



2.18.3 Lighting and Visual NAVAIDs.

This paragraph refers to standard runway and taxiway lighting systems. See below for hazard lighting. Lighting installation must be in conformance with AC 150/5340-30, *Design and Installation Details for Airport Visual Aids*, and fixture design in conformance with AC 150/5345-50, *Specification for Portable Runway and Taxiway Lights*. When disconnecting runway and taxiway lighting fixtures, disconnect the associated isolation transformers. See AC 150/5340-26, *Maintenance of Airport Visual Aid Facilities*, for disconnect procedures and safety precautions. Alternately, cover the light fixture in such a way as to prevent light leakage. Avoid removing the lamp from energized fixtures because an excessive number of isolation transformers with open secondaries may damage the regulators and/or increase the current above its normal value. Secure, identify, and place any above ground temporary wiring in conduit to prevent electrocution and fire ignition sources. Maintain mandatory hold signs to operate normally in any situation where pilots or vehicle drivers could mistakenly be in that location. At towered airports certificated under Part 139, holding position signs are required to be illuminated on open taxiways crossing to closed or inactive runways. If the holding position sign is installed on the runway circuit for the closed runway, install a jumper to the taxiway circuit to provide power to the holding position sign for nighttime operations. Where it is not possible to maintain power to signs that would normally be operational, install barricades to exclude aircraft. Figure 2-1, Figure 2-2, Figure 2-3, and Figure 2-4 illustrate temporary changes to lighting and visual NAVAIDs.

2.18.3.1 **Permanently Closed Runways and Taxiways.**

For runways and taxiways that have been permanently closed, disconnect the lighting circuits.

2.18.3.2 **Temporarily Closed Runways and New Runways Not Yet Open to Air Traffic.**

If available, use a lighted X, both at night and during the day, placed at each end of the runway on or near the runway designation numbers facing the approach. (Note that the lighted X must be illuminated at all times that it is on a runway.) The use of a lighted X is required if night work requires runway lighting to be on. See AC 150/5345-55, *Specification for L-893, Lighted Visual Aid to Indicate Temporary Runway Closure*. For runways that have been temporarily closed, but for an extended period, and for those with pilot controlled lighting, disconnect the lighting circuits or secure switches to prevent inadvertent activation. For runways that will be opened periodically, coordinate procedures with the FAA air traffic manager or, at airports without an ATCT, the airport operator. Activate stop bars if available. Figure 2-6 shows a lighted X by day. Figure 2-7 shows a lighted X at night.

Figure 2-6. Lighted X in Daytime**Figure 2-7. Lighted X at Night****2.18.3.3****Partially Closed Runways and Displaced Thresholds.**

When a runway is partially closed, a portion of the pavement is unavailable for any aircraft operation, meaning taxiing and landing or taking off in either direction. A displaced threshold, by contrast, is put in place to ensure obstacle clearance by landing aircraft. The pavement prior to the displaced threshold is available for takeoff in the direction of the displacement, and for landing and takeoff in the opposite direction. Misunderstanding this difference and issuance of a subsequently inaccurate NOTAM can result in a hazardous situation. For both partially

closed runways and displaced thresholds, approach lighting systems at the affected end must be placed out of service.

- 2.18.3.3.1 Partially Closed Runways.
Disconnect edge and threshold lights on that part of the runway at and behind the threshold (that is, the portion of the runway that is closed). Alternately, cover the light fixtures in such a way as to prevent light leakage. See Figure 2-1.
- 2.18.3.3.2 Temporary Displaced Thresholds.
Edge lighting in the area of the displacement emits red light in the direction of approach and yellow light (white for visual runways) in the opposite direction. If the displacement is 700 feet or less, blank out centerline lights in the direction of approach or place the centerline lights out of service. If the displacement is over 700 feet, place the centerline lights out of service. See AC 150/5340-30 for details on lighting displaced thresholds. See Figure 2-2.
- 2.18.3.3.3 Temporary runway thresholds and runway ends must be lighted if the runway is lighted and it is the intended threshold for night landings or instrument meteorological conditions.
- 2.18.3.3.4 A temporary threshold on an unlighted runway may be marked by retroreflective, elevated markers in addition to markings noted in paragraph 2.18.2.1.3. Markers seen by aircraft on approach are green. Markers at the rollout end of the runway are red. At certificated airports, temporary elevated threshold markers must be mounted with a frangible fitting (see 14 CFR Part 139.309). At non-certificated airports, the temporary elevated threshold markings may either be mounted with a frangible fitting or be flexible. See AC 150/5345-39, *Specification for L-853, Runway and Taxiway Retroreflective Markers*.
- 2.18.3.3.5 Temporary threshold lights and runway end lights and related visual NAVAIDs are installed outboard of the edges of the full-strength pavement only when they cannot be installed on the pavement. They are installed with bases at grade level or as low as possible, but not more than 3 inch (7.6 cm) above ground. (The standard above ground height for airport lighting fixtures is 14 inches (35 cm)). When any portion of a base is above grade, place properly compacted fill around the base to minimize the rate of gradient change so aircraft can, in an emergency, cross at normal landing or takeoff speeds without incurring significant damage. See AC 150/5370-10.
- 2.18.3.3.6 Maintain threshold and edge lighting color and spacing standards as described in AC 150/5340-30. Battery powered, solar, or portable lights that meet the criteria in AC 150/5345-50 may be used. These systems are intended primarily for visual flight rules (VFR) aircraft operations but may

be used for instrument flight rules (IFR) aircraft operations, upon individual approval from the Flight Standards Division of the applicable FAA Regional Office.

- 2.18.3.3.7 When runway thresholds are temporarily displaced, reconfigure yellow lenses (caution zone), as necessary, and place the centerline lights out of service.
- 2.18.3.3.8 Relocate the Visual Glide Slope Indicator (VGSI), such as Visual Approach Slope Indicator (VASI) and Precision Approach Path Indicator (PAPI); other airport lights, such as Runway End Identifier Lights (REIL); and approach lights to identify the temporary threshold. Another option is to disable the VGSI or any equipment that would give misleading indications to pilots as to the new threshold location. Installation of temporary visual aids may be necessary to provide adequate guidance to pilots on approach to the affected runway. If the FAA owns and operates the VGSI, coordinate its installation or disabling with the local ATO/Technical Operations Office. Relocation of such visual aids will depend on the duration of the project and the benefits gained from the relocation, as this can result in great expense. See FAA JO 6850.2, *Visual Guidance Lighting Systems*, for installation criteria for FAA owned and operated NAVAIDs.
- 2.18.3.3.9 Issue a NOTAM to inform pilots of temporary lighting conditions.

2.18.3.4 **Temporarily Closed Taxiways.**

If possible, deactivate the taxiway lighting circuits. When deactivation is not possible (for example other taxiways on the same circuit are to remain open), cover the light fixture in a way as to prevent light leakage.

2.18.4 Signs.

To the extent possible, signs must be in conformance with AC 150/5345-44, *Specification for Runway and Taxiway Signs*, and AC 150/5340-18, *Standard for Airport Sign Systems*.

2.18.4.1 **Existing Signs.**

Runway exit signs are to be covered for closed runway exits. Outbound destination signs are to be covered for closed runways. Any time a sign does not serve its normal function or would provide conflicting information, it must be covered or removed to prevent misdirecting pilots. Note that information signs identifying a crossing taxiway continue to perform their normal function even if the crossing taxiway is closed. For long term construction projects, consider relocating signs, especially runway distance remaining signs.

2.18.4.2 **Temporary Signs.**

Orange construction signs comprise a message in black on an orange background. Orange construction signs may help pilots be aware of changed conditions. The airport operator may choose to introduce these signs as part of a movement area construction project to increase situational awareness when needed. Locate signs outside the taxiway safety limits and ahead of construction areas so pilots can take timely action. Use temporary signs judiciously, striking a balance between the need for information and the increase in pilot workload. When there is a concern of pilot “information overload,” the applicability of mandatory hold signs must take precedence over orange construction signs recommended during construction. Temporary signs must meet the standards for such signs in Engineering Brief 93, *Guidance for the Assembly and Installation of Temporary Orange Construction Signs*. Many criteria in AC 150/5345-44, *Specification for Runway and Taxiway Signs*, are referenced in the Engineering Brief. Permissible sign legends are:

1. CONSTRUCTION AHEAD,
2. CONSTRUCTION ON RAMP, and
3. RWY XX TAKEOFF RUN AVAILABLE XXX FT.

Phasing, supported by drawings and sign schedule, for the installation of orange construction signs must be included in the CSPP or SPCD.

2.18.4.2.1 Takeoff Run Available (TORA) signs.

Recommended: Where a runway has been shortened for takeoff, install orange TORA signs well before the hold lines, such as on a parallel taxiway prior to a turn to a runway hold position. See EB 93 for sign size and location.

2.18.4.2.2 Sign legends are shown in Figure F-1.

Note: See Figure E-1, Figure E-2, Figure E-3, Figure F-2, and Figure F-3 for examples of orange construction sign locations.

2.19 **Marking and Signs for Access Routes.**

The CSPP should indicate that pavement markings and signs for construction personnel will conform to AC 150/5340-18 and, to the extent practicable, with the Federal Highway Administration Manual on Uniform Traffic Control Devices (MUTCD) and/or State highway specifications. Signs adjacent to areas used by aircraft must comply with the frangibility requirements of AC 150/5220-23, *Frangible Connections*, which may require modification to size and height guidance in the MUTCD.

2.20 **Hazard Marking, Lighting and Signing.**

2.20.1 Hazard marking, lighting, and signing prevent pilots from entering areas closed to aircraft, and prevent construction personnel from entering areas open to aircraft. The CSPP must specify prominent, comprehensible warning indicators for any area affected by construction that is normally accessible to aircraft, personnel, or vehicles. Hazard marking and lighting must also be specified to identify open manholes, small areas under repair, stockpiled material, waste areas, and areas subject to jet blast. Also consider less obvious construction-related hazards and include markings to identify FAA, airport, and National Weather Service facilities cables and power lines; instrument landing system (ILS) critical areas; airport surfaces, such as RSA, OFA, and OFZ; and other sensitive areas to make it easier for contractor personnel to avoid these areas.

2.20.2 Equipment.

2.20.2.1 **Barricades.**

Low profile barricades, including traffic cones, (weighted or sturdily attached to the surface) are acceptable methods used to identify and define the limits of construction and hazardous areas on airports. Careful consideration must be given to selecting equipment that poses the least danger to aircraft but is sturdy enough to remain in place when subjected to typical winds, prop wash and jet blast. The spacing of barricades must be such that a breach is physically prevented barring a deliberate act. For example, if barricades are intended to exclude aircraft, gaps between barricades must be smaller than the wingspan of the smallest aircraft to be excluded; if barricades are intended to exclude vehicles, gaps between barricades must be smaller than the width of the excluded vehicles, generally 4 feet (1.2 meters). Provision must be made for ARFF access if necessary. If barricades are intended to exclude pedestrians, they must be continuously linked. Continuous linking may be accomplished through the use of ropes, securely attached to prevent FOD.

2.20.2.2 **Lights.**

Lights must be red, either steady burning or flashing, and must meet the luminance requirements of the State Highway Department. Batteries powering lights will last longer if lights flash. Lights must be mounted on barricades and spaced at no more than 10 feet (3 meters). Lights must be operated between sunset and sunrise and during periods of low visibility whenever the airport is open for operations. They may be operated by photocell, but this may require that the contractor turn them on manually during periods of low visibility during daytime hours.

2.20.2.3 **Supplement Barricades with Signs (for example) As Necessary.**

Examples are “No Entry” and “No Vehicles.” Be aware of the increased effects of wind and jet blast on barricades with attached signs.

2.20.2.4 **Air Operations Area – General.**

Barricades are not permitted in any active safety area or on the runway side of a runway hold line. Within a runway or taxiway object free area, and on aprons, use orange traffic cones, flashing or steady burning red lights as noted above, highly reflective collapsible barricades marked with diagonal, alternating orange and white stripes; and/or signs to separate all construction/maintenance areas from the movement area. Barricades may be supplemented with alternating orange and white flags at least 20 by 20 inch (50 by 50 cm) square and securely fastened to eliminate FOD. All barricades adjacent to any open runway or taxiway / taxilane safety area, or apron must be as low as possible to the ground, and no more than 18 inches high, exclusive of supplementary lights and flags. Barricades must be of low mass; easily collapsible upon contact with an aircraft or any of its components; and weighted or sturdily attached to the surface to prevent displacement from prop wash, jet blast, wing vortex, and other surface wind currents. If affixed to the surface, they must be frangible at grade level or as low as possible, but not to exceed 3 inch (7.6 cm) above the ground. [Figure 2-8](#) and [Figure 2-9](#) show sample barricades with proper coloring and flags.

Figure 2-8. Interlocking Barricades



Figure 2-9. Low Profile Barricades**2.20.2.5 Air Operations Area – Runway/Taxiway Intersections.**

Use highly reflective barricades with lights to close taxiways leading to closed runways. Evaluate all operating factors when determining how to mark temporary closures that can last from 10 to 15 minutes to a much longer period of time. However, even for closures of relatively short duration, close all taxiway/runway intersections with barricades. The use of traffic cones is appropriate for short duration closures.

2.20.2.6 Air Operations Area – Other.

Beyond runway and taxiway object free areas and aprons, barricades intended for construction vehicles and personnel may be many different shapes and made from various materials, including railroad ties, sawhorses, jersey barriers, or barrels.

2.20.2.7 Maintenance.

The construction specifications must include a provision requiring the contractor to have a person on call 24 hours a day for emergency maintenance of airport hazard lighting and barricades. The contractor must file the contact person's information with the airport operator. Lighting should be checked for proper operation at least once per day, preferably at dusk.

2.21 Work Zone Lighting for Nighttime Construction.

Lighting equipment must adequately illuminate the work area if the construction is to be performed during nighttime hours. Refer to [AC 150/5370-10](#) for minimum illumination levels for nighttime paving projects. Additionally, it is recommended that all support equipment, except haul trucks, be equipped with artificial illumination to safely

illuminate the area immediately surrounding their work areas. The lights should be positioned to provide the most natural color illumination and contrast with a minimum of shadows. The spacing must be determined by trial. Light towers should be positioned and adjusted to aim away from ATCT cabs and active runways to prevent blinding effects. Shielding may be necessary. Light towers should be removed from the construction site when the area is reopened to aircraft operations. Construction lighting units should be identified and generally located on the construction phasing plans in relationship to the ATCT and active runways and taxiways.

2.22 **Protection of Runway and Taxiway Safety Areas.**

Runway and taxiway safety areas, OFZs, OFAs, and approach surfaces are described in [AC 150/5300-13](#). Protection of these areas includes limitations on the location and height of equipment and stockpiled material. An FAA airspace study may be required. Coordinate with the appropriate FAA Airports Regional or District Office if there is any doubt as to requirements or dimensions (see paragraph [2.13.5](#)) as soon as the location and height of materials or equipment are known. The CSPP should include drawings showing all safety areas, object free areas, obstacle free zones and approach departure surfaces affected by construction.

2.22.1 Runway Safety Area (RSA).

A runway safety area is the defined surface surrounding the runway prepared or suitable for reducing the risk of damage to airplanes in the event of an undershoot, overshoot, or excursion from the runway (see [AC 150/5300-13](#)). Construction activities within the existing RSA are subject to the following conditions:

- 2.22.1.1 No construction may occur within the existing RSA while the runway is open for aircraft operations. The RSA dimensions may be temporarily adjusted if the runway is restricted to aircraft operations requiring an RSA that is equal to the RSA width and length beyond the runway ends available during construction. (See [AC 150/5300-13](#)). The temporary use of declared distances and/or partial runway closures may provide the necessary RSA under certain circumstances. Coordinate with the appropriate FAA Airports Regional or District Office to have declared distances information published, and appropriate NOTAMs issued. See [AC 150/5300-13](#) for guidance on the use of declared distances.
- 2.22.1.2 The airport operator must coordinate the adjustment of RSA dimensions as permitted above with the appropriate FAA Airports Regional or District Office and the local FAA air traffic manager and issue a NOTAM.
- 2.22.1.3 The CSPP and SPCD must provide procedures for ensuring adequate distance for protection from blasting operations, if required by operational considerations.

2.22.1.4 **Excavations.**

2.22.1.4.1 Open trenches or excavations are not permitted within the RSA while the runway is open. Backfill trenches before the runway is opened. If backfilling excavations before the runway must be opened is impracticable, cover the excavations appropriately. Covering for open trenches must be designed to allow the safe operation of the heaviest aircraft operating on the runway across the trench without damage to the aircraft.

2.22.1.4.2 Construction contractors must prominently mark open trenches and excavations at the construction site with red or orange flags, as approved by the airport operator, and light them with red lights during hours of restricted visibility or darkness.

2.22.1.5 **Erosion Control.**

Soil erosion must be controlled to maintain RSA standards, that is, the RSA must be cleared and graded and have no potentially hazardous ruts, humps, depressions, or other surface variations, and capable, under dry conditions, of supporting snow removal equipment, aircraft rescue and fire fighting equipment, and the occasional passage of aircraft without causing structural damage to the aircraft.

2.22.2 Runway Object Free Area (ROFA).

Construction, including excavations, may be permitted in the ROFA. However, equipment must be removed from the ROFA when not in use, and material should not be stockpiled in the ROFA if not necessary. Stockpiling material in the OFA requires submittal of a 7460-1 form and justification provided to the appropriate FAA Airports Regional or District Office for approval.

2.22.3 Taxiway Safety Area (TSA).

2.22.3.1 A taxiway safety area is a defined surface alongside the taxiway prepared or suitable for reducing the risk of damage to an airplane unintentionally departing the taxiway. (See AC 150/5300-13.) Since the width of the TSA is equal to the wingspan of the design aircraft, no construction may occur within the TSA while the taxiway is open for aircraft operations. The TSA dimensions may be temporarily adjusted if the taxiway is restricted to aircraft operations requiring a TSA that is equal to the TSA width available during construction. Give special consideration to TSA dimensions at taxiway turns and intersections. (see AC 150/5300-13).

2.22.3.2 The airport operator must coordinate the adjustment of the TSA width as permitted above with the appropriate FAA Airports Regional or District Office and the FAA air traffic manager and issue a NOTAM.

2.22.3.3 The CSPP and SPCD must provide procedures for ensuring adequate distance for protection from blasting operations.

2.22.3.4 **Excavations.**

1. Curves. Open trenches or excavations are not permitted within the TSA while the taxiway is open. Trenches should be backfilled before the taxiway is opened. If backfilling excavations before the taxiway must be opened is impracticable, cover the excavations appropriately. Covering for open trenches must be designed to allow the safe operation of the heaviest aircraft operating on the taxiway across the trench without damage to the aircraft.
2. Straight Sections. Open trenches or excavations are not permitted within the TSA while the taxiway is open for unrestricted aircraft operations. Trenches should be backfilled before the taxiway is opened. If backfilling excavations before the taxiway must be opened is impracticable, cover the excavations to allow the safe passage of ARFF equipment and of the heaviest aircraft operating on the taxiway across the trench without causing damage to the equipment or aircraft. In rare circumstances where the section of taxiway is indispensable for aircraft movement, open trenches or excavations may be permitted in the TSA while the taxiway is open to aircraft operations, subject to the following restrictions:
 - a. Taxiing speed is limited to 10 mph.
 - b. Appropriate NOTAMs are issued.
 - c. Marking and lighting meeting the provisions of paragraphs 2.18 and 2.20 are implemented.
 - d. Low mass, low-profile lighted barricades are installed.
 - e. Appropriate temporary orange construction signs are installed.
3. Construction contractors must prominently mark open trenches and excavations at the construction site with red or orange flags, as approved by the airport operator, and light them with red lights during hours of restricted visibility or darkness.

2.22.3.5 **Erosion control.**

Soil erosion must be controlled to maintain TSA standards, that is, the TSA must be cleared and graded and have no potentially hazardous ruts, humps, depressions, or other surface variations, and capable, under dry conditions, of supporting snow removal equipment, aircraft rescue and firefighting equipment, and the occasional passage of aircraft without causing structural damage to the aircraft.

2.22.4 Taxiway Object Free Area (TOFA).

Unlike the Runway Object Free Area, aircraft wings regularly penetrate the taxiway object free area during normal operations. Thus, the restrictions are more stringent. Except as provided below, no construction may occur within the taxiway object free area while the taxiway is open for aircraft operations.

- 2.22.4.1 The taxiway object free area dimensions may be temporarily adjusted if the taxiway is restricted to aircraft operations requiring a taxiway object free area that is equal to the taxiway object free area width available. Give special consideration to TOFA dimensions at taxiway turns and intersections.
- 2.22.4.2 Offset taxiway centerline and edge pavement markings (do not use glass beads) may be used as a temporary measure to provide the required taxiway object free area. Where offset taxiway pavement markings are provided, centerline lighting, centerline reflectors, or taxiway edge reflectors are required. Existing lighting that does not coincide with the temporary markings must be taken out of service.
- 2.22.4.3 Construction activity, including open excavations, may be accomplished without adjusting the width of the taxiway object free area, subject to the following restrictions:
 - 2.22.4.3.1 Taxiing speed is limited to 10 mph.
 - 2.22.4.3.2 NOTAMs issued advising taxiing pilots of hazard and recommending reduced taxiing speeds on the taxiway.
 - 2.22.4.3.3 Marking and lighting meeting the provisions of paragraphs 2.18 and 2.20 are implemented.
 - 2.22.4.3.4 If desired, appropriate orange construction signs are installed. See paragraph 2.18.4.2 and Appendix F.
 - 2.22.4.3.5 Five-foot clearance is maintained between equipment and materials and any part of an aircraft (includes wingtip overhang). If such clearance can only be maintained if an aircraft does not have full use of the entire taxiway width (with its main landing gear at the edge of the usable pavement), then it will be necessary to move personnel and equipment for the passage of that aircraft.
 - 2.22.4.3.6 Flaggers furnished by the contractor must be used to direct and control construction equipment and personnel to a pre-established setback distance for safe passage of aircraft, and airline and/or airport personnel. Flaggers must also be used to direct taxiing aircraft. Due to liability issues, the airport operator should require airlines to provide flaggers for directing taxiing aircraft.

2.22.5 Obstacle Free Zone (OFZ).

In general, personnel, material, and/or equipment may not penetrate the OFZ while the runway is open for aircraft operations. If a penetration to the OFZ is necessary, it may be possible to continue aircraft operations through operational restrictions. Coordinate with the FAA through the appropriate FAA Airports Regional or District Office.

2.22.6 Runway Approach/Departure Areas and Clearways.

All personnel, materials, and/or equipment must remain clear of the applicable threshold siting surfaces, as defined in AC 150/5300-13. Objects that do not penetrate these surfaces may still be obstructions to air navigation and may affect standard instrument approach procedures. Coordinate with the FAA through the appropriate FAA Airports Regional or District Office.

2.22.6.1 Construction activity in a runway approach/departure area may result in the need to partially close a runway or displace the existing runway threshold. Partial runway closure, displacement of the runway threshold, as well as closure of the complete runway and other portions of the movement area also require coordination through the airport operator with the appropriate FAA air traffic manager (FSS if non-towered) and ATO/Technical Operations (for affected NAVAIDS) and airport users.

2.22.6.2 **Caution About Partial Runway Closures.**

When filing a NOTAM for a partial runway closure, clearly state that the portion of pavement located prior to the threshold is not available for landing and departing traffic. In this case, the threshold has been moved for both landing and takeoff purposes (this is different than a displaced threshold). There may be situations where the portion of closed runway is available for taxiing only. If so, the NOTAM must reflect this condition).

2.22.6.3 **Caution About Displaced Thresholds.**

Implementation of a displaced threshold affects runway length available for aircraft landing over the displacement. Depending on the reason for the displacement (to provide obstruction clearance or RSA), such a displacement may also require an adjustment in the landing distance available and accelerate-stop distance available in the opposite direction. If project scope includes personnel, equipment, excavation, or other work within the existing RSA of any usable runway end, do not implement a displaced threshold unless arrivals and departures toward the construction activity are prohibited. Instead, implement a partial closure.

2.23 **Other Limitations on Construction.**

The CSPP must specify any other limitations on construction, including but not limited to:

2.23.1 Prohibitions.

- 2.23.1.1 No use of tall equipment (cranes, concrete pumps, and so on) unless a 7460-1 determination letter is issued for such equipment.
- 2.23.1.2 No use of open flame welding or torches unless fire safety precautions are provided and the airport operator has approved their use.
- 2.23.1.3 No use of electrical blasting caps on or within 1,000 feet (300 meters) of the airport property. See AC 150/5370-10.

2.23.2 Restrictions.

- 2.23.2.1 Construction suspension required during specific airport operations.
- 2.23.2.2 Areas that cannot be worked on simultaneously.
- 2.23.2.3 Day or night construction restrictions.
- 2.23.2.4 Seasonal construction restrictions.
- 2.23.2.5 Temporary signs not approved by the airport operator.
- 2.23.2.6 Grades changes that could result in unplanned effects on NAVAIDs.

CHAPTER 3. GUIDELINES FOR WRITING A CSPP

3.1 **General Requirements.**

The CSPP is a standalone document written to correspond with the subjects outlined in paragraph 2.4. The CSPP is organized by numbered sections corresponding to each subject listed in paragraph 2.4, and described in detail in paragraphs 2.5 - 2.23. Each section number and title in the CSPP matches the corresponding subject outlined in paragraph 2.4 (for example, 1. Coordination, 2. Phasing, 3. Areas and Operations Affected by the Construction Activity, and so on). With the exception of the project scope of work outlined in Section 2. Phasing, only subjects specific to operational safety during construction should be addressed.

3.2 **Applicability of Subjects.**

Each section should, to the extent practical, focus on the specific subject. Where an overlapping requirement spans several sections, the requirement should be explained in detail in the most applicable section. A reference to that section should be included in all other sections where the requirement may apply. For example, the requirement to protect existing underground FAA ILS cables during trenching operations could be considered FAA ATO coordination (Coordination, paragraph 2.5.3), an area and operation affected by the construction activity (Areas and Operations Affected by the Construction Activity, paragraph 2.7.1.4), a protection of a NAVAID (Protection of Navigational Aids (NAVAIDs), paragraph 2.8), or a notification to the FAA of construction activities (Notification of Construction Activities, paragraph 2.13.5.3.2). However, it is more specifically an underground utility requirement (Underground Utilities, paragraph 2.15). The procedure for protecting underground ILS cables during trenching operations should therefore be described in 2.4.2.11: “The contractor must coordinate with the local FAA System Support Center (SSC) to mark existing ILS cable routes along Runway 17-35. The ILS cables will be located by hand digging whenever the trenching operation moves within 10 feet of the cable markings.” All other applicable sections should include a reference to 2.4.2.11: “ILS cables shall be identified and protected as described in 2.4.2.11” or “See 2.4.2.11 for ILS cable identification and protection requirements.” Thus, the CSPP should be considered as a whole, with no need to duplicate responses to related issues.

3.3 **Graphical Representations.**

Construction safety drawings should be included in the CSPP as attachments. When other graphical representations will aid in supporting written statements, the drawings, diagrams, and/or photographs should also be attached to the CSPP. References should be made in the CSPP to each graphical attachment and may be made in multiple sections.

3.4 **Reference Documents.**

The CSPP must not incorporate a document by reference unless reproduction of the material in that document is prohibited. In that case, either copies of or a source for the referenced document must be provided to the contractor. Where this AC recommends references (e.g. as in paragraph 3.9) the intent is to include a reference to the corresponding section in the CSPP, not to this Advisory Circular.

3.5 **Restrictions.**

The CSPP should not be considered as a project design review document. The CSPP should also avoid mention of permanent (“as-built”) features such as pavements, markings, signs, and lighting, except when such features are intended to aid in maintaining operational safety during the construction.

3.6 **Coordination.**

Include in this section a detailed description of conferences and meetings to be held both before and during the project. Include appropriate information from AC 150/5370-12. Discuss coordination procedures and schedules for each required FAA ATO Technical Operations shutdown and restart and all required flight inspections.

3.7 **Phasing.**

Include in this section a detailed scope of work description for the project as a whole and each phase of work covered by the CSPP. This includes all locations and durations of the work proposed. Attach drawings to graphically support the written scope of work. Detail in this section the sequenced phases of the proposed construction. Include a reference to paragraph 3.8, as appropriate.

3.8 **Areas and Operations Affected by Construction.**

Focus in this section on identifying the areas and operations affected by the construction. Describe corresponding mitigation that is not covered in detail elsewhere in the CSPP. Include references to paragraphs below as appropriate. Attach drawings as necessary to graphically describe affected areas and mechanisms proposed. See Appendix F for sample operational effects tables and figures.

3.9 **NAVAID Protection.**

List in this section all NAVAID facilities that will be affected by the construction. Identify NAVAID facilities that will be placed out of service at any time prior to or during construction activities. Identify individuals responsible for coordinating each shutdown and when each facility will be out of service. Include a reference to paragraph 3.6 for FAA ATO NAVAID shutdown, restart, and flight inspection coordination. Outline in detail procedures to protect each NAVAID facility remaining in service from interference by construction activities. Include a reference to paragraph 3.14 for the

issuance of NOTAMs as required. Include a reference to paragraph 3.16 for the protection of underground cables and piping serving NAVAIDs. If temporary visual aids are proposed to replace or supplement existing facilities, include a reference to paragraph 3.19. Attach drawings to graphically indicate the affected NAVAIDs and the corresponding critical areas.

3.10 **Contractor Access.**

This will necessarily be the most extensive section of the CSPP. Provide sufficient detail so that a contractor not experienced in working on airports will understand the unique restrictions such work will require. Due to this extent, it should be broken down into subsections as described below:

3.10.1 Location of Stockpiled Construction Materials.

Describe in this section specific locations for stockpiling material. Note any height restrictions on stockpiles. Include a reference to paragraph 3.21 for hazard marking and lighting devices used to identify stockpiles. Include a reference to paragraph 3.11 for provisions to prevent stockpile material from becoming wildlife attractants. Include a reference to paragraph 3.12 for provisions to prevent stockpile material from becoming FOD. Attach drawings to graphically indicate the stockpile locations.

3.10.2 Vehicle and Pedestrian Operations.

While there are many items to be addressed in this major subsection of the CSPP, all are concerned with one main issue: keeping people and vehicles from areas of the airport where they don't belong. This includes preventing unauthorized entry to the AOA and preventing the improper movement of pedestrians or vehicles on the airport. In this section, focus on mechanisms to prevent construction vehicles and workers traveling to and from the worksite from unauthorized entry into movement areas. Specify locations of parking for both employee vehicles and construction equipment, and routes for access and haul roads. In most cases, this will best be accomplished by attaching a drawing. Quote from AC 150/5210-5 specific requirements for contractor vehicles rather than referring to the AC as a whole, and include special requirements for identifying HAZMAT vehicles. Quote from, rather than incorporate by reference, AC 150/5210-20 as appropriate to address the airport's rules for ground vehicle operations, including its training program. Discuss the airport's recordkeeping system listing authorized vehicle operators.

3.10.3 Two-Way Radio Communications.

Include a special section to identify all individuals who are required to maintain communications with Air Traffic (AT) at airports with active towers, or monitor CTAF at airports without or with closed ATCT. Include training requirements for all individuals required to communicate with AT. Individuals required to monitor AT frequencies should also be identified. If construction employees are also required to communicate by radio with Airport Operations, this procedure should be described in detail. Usage of vehicle mounted radios and/or portable radios should be addressed. Communication procedures for the event of disabled radio communication (that is, light

signals, telephone numbers, others) must be included. All radio frequencies should be identified (Tower, Ground Control, CTAF, UNICOM, ATIS, and so on).

3.10.4 Airport Security.

Address security as it applies to vehicle and pedestrian operations. Discuss TSA requirements, security badging requirements, perimeter fence integrity, gate security, and other needs. Attach drawings to graphically indicate secured and/or Security Identification Display Areas (SIDA), perimeter fencing, and available access points.

3.11 **Wildlife Management.**

Discuss in this section wildlife management procedures. Describe the maintenance of existing wildlife mitigation devices, such as perimeter fences, and procedures to limit wildlife attractants. Include procedures to notify Airport Operations of wildlife encounters. Include a reference to paragraph 3.10 for security (wildlife) fence integrity maintenance as required.

3.12 **FOD Management.**

In this section, discuss methods to control and monitor FOD: worksite housekeeping, ground vehicle tire inspections, runway sweeps, and so on. Include a reference to paragraph 3.15 for inspection requirements as required.

3.13 **HAZMAT Management.**

Describe in this section HAZMAT management procedures: fuel deliveries, spill recovery procedures, Safety Data Sheet (SDS), Material Safety Data Sheet (MSDS) or Product Safety Data Sheet (PSDS) availability, and other considerations. Any specific airport HAZMAT restrictions should also be identified. Include a reference to paragraph 3.10 for HAZMAT vehicle identification requirements. Quote from, rather than incorporate by reference, AC 150/5320-15.

3.14 **Notification of Construction Activities.**

List in this section the names and telephone numbers of points of contact for all parties affected by the construction project. We recommend a single list that includes all telephone numbers required under this section. Include emergency notification procedures for all representatives of all parties potentially impacted by the construction. Identify individual representatives – and at least one alternate – for each party. List both on-duty and off-duty contact information for each individual, including individuals responsible for emergency maintenance of airport construction hazard lighting and barricades. Describe procedures to coordinate immediate response to events that might adversely affect the operational safety of the airport (such as interrupted NAVAID service). Explain requirements for and the procedures for the issuance of Notices to Airmen (NOTAMs), notification to FAA required by 14 CFR Part 77 and Part 157 and in the event of affected NAVAIDs. For NOTAMs, identify an individual, and at least one alternate, responsible for issuing and cancelling each specific type of Notice to

Airmen (NOTAM) required. Detail notification methods for police, fire fighting, and medical emergencies. This may include 911, but should also include direct phone numbers of local police departments and nearby hospitals. Identify the E911 address of the airport and the emergency access route via haul roads to the construction site. Require the contractor to have this information available to all workers. The local Poison Control number should be listed. Procedures regarding notification of Airport Operations and/or the ARFF Department of such emergencies should be identified, as applicable. If airport radio communications are identified as a means of emergency notification, include a reference to paragraph 3.10. Differentiate between emergency and nonemergency notification of ARFF personnel, the latter including activities that affect ARFF water supplies and access roads. Identify the primary ARFF contact person and at least one alternate. If notification is to be made through Airport Operations, then detail this procedure. Include a method of confirmation from the ARFF department.

3.15 Inspection Requirements.

Describe in this section inspection requirements to ensure airfield safety compliance. Include a requirement for routine inspections by the resident engineer (RE) or other airport operator's representative and the construction contractors. If the engineering consultants and/or contractors have a Safety Officer who will conduct such inspections, identify this individual. Describe procedures for special inspections, such as those required to reopen areas for aircraft operations. Part 139 requires daily airfield inspections at certificated airports, but these may need to be more frequent when construction is in progress. Discuss the role of such inspections on areas under construction. Include a requirement to immediately remedy any deficiencies, whether caused by negligence, oversight, or project scope change.

3.16 Underground Utilities.

Explain how existing underground utilities will be located and protected. Identify each utility owner and include contact information for each company/agency in the master list. Address emergency response procedures for damaged or disrupted utilities. Include a reference to paragraph 3.14 for notification of utility owners of accidental utility disruption as required.

3.17 Penalties.

Describe in this section specific penalties imposed for noncompliance with airport rules and regulations, including the CSPP: SIDA violations, VPD, and others.

3.18 Special Conditions.

Identify any special conditions that may trigger specific safety mitigation actions outlined in this CSPP: low visibility operations, snow removal, aircraft in distress, aircraft accident, security breach, VPD, and other activities requiring construction suspension/resumption. Include a reference to paragraph 3.10 for compliance with airport safety and security measures and for radio communications as required. Include

a reference to paragraph 3.14 for emergency notification of all involved parties, including police/security, ARFF, and medical services.

3.19 Runway and Taxiway Visual Aids.

Include marking, lighting, signs, and visual NAVAIDS. Detail temporary runway and taxiway marking, lighting, signs, and visual NAVAIDS required for the construction. Discuss existing marking, lighting, signs, and visual NAVAIDS that are temporarily, altered, obliterated, or shut down. Consider non-federal facilities and address requirements for reimbursable agreements necessary for alteration of FAA facilities and for necessary flight checks. Identify temporary TORA signs or runway distance remaining signs if appropriate. Identify required temporary visual NAVAIDS such as REIL or PAPI. Quote from, rather than incorporate by reference, AC 150/5340-1, Standards for Airport Markings; AC 150/5340-18, Standards for Airport Sign Systems; and AC 150/5340-30, as required. Attach drawings to graphically indicate proposed marking, lighting, signs, and visual NAVAIDS.

3.20 Marking and Signs for Access Routes.

Detail plans for marking and signs for vehicle access routes. To the extent possible, signs should be in conformance with the Federal Highway Administration MUTCD and/or State highway specifications, not hand lettered. Detail any modifications to the guidance in the MUTCD necessary to meet frangibility/height requirements.

3.21 Hazard Marking and Lighting.

Specify all marking and lighting equipment, including when and where each type of device is to be used. Specify maximum gaps between barricades and the maximum spacing of hazard lighting. Identify one individual and at least one alternate responsible for maintenance of hazard marking and lighting equipment in the master telephone list. Include a reference to paragraph 3.14. Attach drawings to graphically indicate the placement of hazard marking and lighting equipment.

3.22 Work Zone Lighting for Nighttime Construction.

If work is to be conducted at night, specify all lighting equipment, including when and where each type of device is to be used. Indicate the direction lights are to be aimed and any directions that aiming of lights is prohibited. Specify any shielding necessary in instances where aiming is not sufficient to prevent interference with air traffic control and aircraft operations. Attach drawings to graphically indicate the placement and aiming of lighting equipment. Where the plan only indicates directions that aiming of lights is prohibited, the placement and positioning of portable lights must be proposed by the Contractor and approved by the airport operator's representative each time lights are relocated or repositioned.

3.23 Protection of Runway and Taxiway Safety Areas.

This section should focus exclusively on procedures for protecting all safety areas, including those altered by the construction: methods of demarcation, limit of access, movement within safety areas, stockpiling and trenching restrictions, and so on. Reference AC 150/5300-13, as required. Include a reference to paragraph 3.10 for procedures regarding vehicle and personnel movement within safety areas. Include a reference to paragraph 3.10 for material stockpile restrictions as required. Detail requirements for trenching, excavations, and backfill. Include a reference to paragraph 3.21 for hazard marking and lighting devices used to identify open excavations as required. If runway and taxiway closures are proposed to protect safety areas, or if temporary displaced thresholds and/or revised declared distances are used to provide the required Runway Safety Area, include a reference to paragraphs 3.14 and 3.19. Detail procedures for protecting the runway OFZ, runway OFA, taxiway OFA and runway approach surfaces including those altered by the construction: methods of demarcation, limit of cranes, storage of equipment, and so on. Quote from, rather than incorporate by reference, AC 150/5300-13, as required. Include a reference to paragraph 3.24 for height (i.e., crane) restrictions as required. One way to address the height of equipment that will move during the project is to establish a three-dimensional “box” within which equipment will be confined that can be studied as a single object. Attach drawings to graphically indicate the safety area, OFZ, and OFA boundaries.

3.24 Other Limitations on Construction.

This section should describe what limitations must be applied to each area of work and when each limitation will be applied: limitations due to airport operations, height (i.e., crane) restrictions, areas which cannot be worked at simultaneously, day/night work restrictions, winter construction, and other limitations. Include a reference to paragraph 3.7 for project phasing requirements based on construction limitations as required.

Page Intentionally Blank

APPENDIX A. RELATED READING MATERIAL

Obtain the latest version of the following free publications from the FAA on its Web site at <http://www.faa.gov/airports/>.

Table A-1. FAA Publications

Number	Title and Description
<u>AC 150/5200-28</u>	<i>Notices to Airmen (NOTAMs) for Airport Operators</i> Guidance for using the NOTAM System in airport reporting.
<u>AC 150/5200-30</u>	<i>Airport Field Condition Assessments and Winter Operations Safety</i> Guidance for airport owners/operators on the development of an acceptable airport snow and ice control program and on appropriate field condition reporting procedures.
<u>AC 150/5200-33</u>	<i>Hazardous Wildlife Attractants On or Near Airports</i> Guidance on locating certain land uses that might attract hazardous wildlife to public-use airports.
<u>AC 150/5210-5</u>	<i>Painting, Marking, and Lighting of Vehicles Used on an Airport</i> Guidance, specifications, and standards for painting, marking, and lighting vehicles operating in the airport air operations areas.
<u>AC 150/5210-20</u>	<i>Ground Vehicle Operations to include Taxiing or Towing an Aircraft on Airports</i> Guidance to airport operators on developing ground vehicle operation training programs.
<u>AC 150/5300-13</u>	<i>Airport Design</i> FAA standards and recommendations for airport design. Establishes approach visibility minimums as an airport design parameter, and contains the Object Free area and the obstacle free-zone criteria.
<u>AC 150/5210-24</u>	<i>Airport Foreign Object Debris (FOD) Management</i> Guidance for developing and managing an airport foreign object debris (FOD) program

Number	Title and Description
<u>AC 150/5320-15</u>	<i>Management of Airport Industrial Waste</i> Basic information on the characteristics, management, and regulations of industrial wastes generated at airports. Guidance for developing a Storm Water Pollution Prevention Plan (SWPPP) that applies best management practices to eliminate, prevent, or reduce pollutants in storm water runoff with particular airport industrial activities.
<u>AC 150/5340-1</u>	<i>Standards for Airport Markings</i> FAA standards for the siting and installation of signs on airport runways and taxiways.
<u>AC 150/5340-18</u>	<i>Standards for Airport Sign Systems</i> FAA standards for the siting and installation of signs on airport runways and taxiways.
<u>AC 150/5345-28</u>	<i>Precision Approach Path Indicator (PAPI) Systems</i> FAA standards for PAPI systems, which provide pilots with visual glide slope guidance during approach for landing.
<u>AC 150/5340-30</u>	<i>Design and Installation Details for Airport Visual Aids</i> Guidance and recommendations on the installation of airport visual aids.
<u>AC 150/5345-39</u>	<i>Specification for L-853, Runway and Taxiway Retroreflective Markers</i>
<u>AC 150/5345-44</u>	<i>Specification for Runway and Taxiway Signs</i> FAA specifications for unlighted and lighted signs for taxiways and runways.
<u>AC 150/5345-53</u>	<i>Airport Lighting Equipment Certification Program</i> Details on the Airport Lighting Equipment Certification Program (ALECP).
<u>AC 150/5345-50</u>	<i>Specification for Portable Runway and Taxiway Lights</i> FAA standards for portable runway and taxiway lights and runway end identifier lights for temporary use to permit continued aircraft operations while all or part of a runway lighting system is inoperative.
<u>AC 150/5345-55</u>	<i>Specification for L-893, Lighted Visual Aid to Indicate Temporary Runway Closure</i>

Number	Title and Description
<u>AC 150/5370-10</u>	<i>Standards for Specifying Construction of Airports</i> Standards for construction of airports, including earthwork, drainage, paving, turfing, lighting, and incidental construction.
<u>AC 150/5370-12</u>	<i>Quality Management for Federally Funded Airport Construction Projects</i>
EB 93	<i>Guidance for the Assembly and Installation of Temporary Orange Construction Signs</i>
FAA Order 5200.11	<u>FAA Airports (ARP) Safety Management System (SMS)</u> Basics for implementing SMS within ARP. Includes roles and responsibilities of ARP management and staff as well as other FAA lines of business that contribute to the ARP SMS.
FAA Certalert 98-05	<i>Grasses Attractive to Hazardous Wildlife</i> Guidance on grass management and seed selection.
FAA Form 7460-1	<u>Notice of Proposed Construction or Alteration</u>
FAA Form 7480-1	<u>Notice of Landing Area Proposal</u>
FAA Form 6000.26	National NAS Strategic Interruption Service Level Agreement, Strategic Events Coordination, Airport Sponsor Form

Obtain the latest version of the following free publications from the Electronic Code of Federal Regulations at <http://www.ecfr.gov/>.

Table A-2. Code of Federal Regulation

Number	Title
Title 14 CFR Part 77	Safe, Efficient Use and Preservation of the Navigable Airspace
Title 14 CFR Part 139	Certification of Airports
Title 49 CFR Part 1542	Airport Security

Obtain the latest version of the Manual on Uniform Traffic Control Devices from the Federal Highway Administration at <http://mutcd.fhwa.dot.gov/>.

Page Intentionally Blank

APPENDIX B. TERMS AND ACRONYMS**Table B-1. Terms and Acronyms**

Term	Definition
Form 7460-1	Notice of Proposed Construction or Alteration. For on-airport projects, the form submitted to the FAA regional or airports division office as formal written notification of any kind of construction or alteration of objects that affect navigable airspace, as defined in 14 CFR Part 77, <i>Safe, Efficient Use, and Preservation of the Navigable Airspace</i> . (See guidance available on the FAA web site at https://oeaaa.faa.gov .) The form may be downloaded at http://www.faa.gov/airports/resources/forms/ , or filed electronically at: https://oeaaa.faa.gov .
Form 7480-1	Notice of Landing Area Proposal. Form submitted to the FAA Airports Regional Division Office or Airports District Office as formal written notification whenever a project without an airport layout plan on file with the FAA involves the construction of a new airport; the construction, realigning, altering, activating, or abandoning of a runway, landing strip, or associated taxiway; or the deactivation or abandoning of an entire airport The form may be downloaded at http://www.faa.gov/airports/resources/forms/ .
Form 6000-26	Airport Sponsor Strategic Event Submission Form
AC	Advisory Circular
ACSI	Airport Certification Safety Inspector
ADG	Airplane Design Group
AIP	Airport Improvement Program
ALECP	Airport Lighting Equipment Certification Program
ANG	Air National Guard
AOA	Air Operations Area, as defined in 14 CFR Part 107. Means a portion of an airport, specified in the airport security program, in which security measures are carried out. This area includes aircraft movement areas, aircraft parking areas, loading ramps, and safety areas, and any adjacent areas (such as general aviation areas) that are not separated by adequate security systems, measures, or procedures. This area does not include the secured area of the airport terminal building.
ARFF	Aircraft Rescue and Fire Fighting
ARP	FAA Office of Airports
ASDA	Accelerate-Stop Distance Available
AT	Air Traffic
ATCT	Airport Traffic Control Tower
ATIS	Automatic Terminal Information Service
ATO	Air Traffic Organization
Certificated Airport	An airport that has been issued an Airport Operating Certificate by the FAA under

Term	Definition
	the authority of 14 CFR Part 139, <i>Certification of Airports</i> .
CFR	Code of Federal Regulations
Construction	The presence of construction-related personnel, equipment, and materials in any location that could infringe upon the movement of aircraft.
CSPP	Construction Safety and Phasing Plan. The overall plan for safety and phasing of a construction project developed by the airport operator, or developed by the airport operator's consultant and approved by the airport operator. It is included in the invitation for bids and becomes part of the project specifications.
CTAF	Common Traffic Advisory Frequency
Displaced Threshold	A threshold that is located at a point on the runway other than the designated beginning of the runway. The portion of pavement behind a displaced threshold is available for takeoffs in either direction or landing from the opposite direction.
DOT	Department of Transportation
EPA	Environmental Protection Agency
FAA	Federal Aviation Administration
FOD	Foreign Object Debris/Damage
FSS	Flight Service Station
GA	General Aviation
HAZMAT	Hazardous Materials
HMA	Hot Mix Asphalt
IAP	Instrument Approach Procedures
IFR	Instrument Flight Rules
ILS	Instrument Landing System
LDA	Landing Distance Available
LOC	Localizer antenna array
Movement Area	The runways, taxiways, and other areas of an airport that are used for taxiing or hover taxiing, air taxiing, takeoff, and landing of aircraft, exclusive of loading aprons and aircraft parking areas (reference 14 CFR Part 139).
MSDS	Material Safety Data Sheet
MUTCD	Manual on Uniform Traffic Control Devices
NAVAID	Navigation Aid
NAVAID Critical Area	An area of defined shape and size associated with a NAVAID that must remain clear and graded to avoid interference with the electronic signal.
Non-Movement Area	The area inside the airport security fence exclusive of the Movement Area. It is important to note that the non-movement area includes pavement traversed by aircraft.

Term	Definition
NOTAM	Notices to Airmen
Obstruction	Any object/obstacle exceeding the obstruction standards specified by 14 CFR Part 77, subpart C.
OCC	Operations Control Center
OE / AAA	Obstruction Evaluation / Airport Airspace Analysis
OFA	Object Free Area. An area on the ground centered on the runway, taxiway, or taxi lane centerline provided to enhance safety of aircraft operations by having the area free of objects except for those objects that need to be located in the OFA for air navigation or aircraft ground maneuvering purposes. (See AC 150/5300-13 for additional guidance on OFA standards and wingtip clearance criteria.)
OFZ	Obstacle Free Zone. The airspace below 150 ft (45 m) above the established airport elevation and along the runway and extended runway centerline that is required to be clear of all objects, except for frangible visual NAVAIDs that need to be located in the OFZ because of their function, in order to provide clearance protection for aircraft landing or taking off from the runway and for missed approaches. The OFZ is subdivided as follows: Runway OFZ, Inner Approach OFZ, Inner Transitional OFZ, and Precision OFZ. Refer to AC 150/5300-13 for guidance on OFZ.
OSHA	Occupational Safety and Health Administration
OTS	Out of Service
P&R	Planning and Requirements Group
NPI	NAS Planning & Integration
PAPI	Precision Approach Path Indicator
PFC	Passenger Facility Charge
PLASI	Pulse Light Approach Slope Indicator
Project Proposal Summary	A clear and concise description of the proposed project or change that is the object of Safety Risk Management.
RA	Reimbursable Agreement
RE	Resident Engineer
REIL	Runway End Identifier Lights
RNAV	Area Navigation
ROFA	Runway Object Free Area
RSA	Runway Safety Area. A defined surface surrounding the runway prepared or suitable for reducing the risk of damage to airplanes in the event of an undershoot, overshoot, or excursion from the runway, in accordance with AC 150/5300-13 .
SDS	Safety Data Sheet
SIDA	Security Identification Display Area
SMS	Safety Management System

Term	Definition
SPCD	Safety Plan Compliance Document. Details developed and submitted by a contractor to the airport operator for approval providing details on how the performance of a construction project will comply with the CSPP.
SRM	Safety Risk Management
SSC	System Support Center
Taxiway Safety Area	A defined surface alongside the taxiway prepared or suitable for reducing the risk of damage to an airplane unintentionally departing the taxiway, in accordance with AC 150/5300-13 .
TDG	Taxiway Design Group
Temporary	Any condition that is not intended to be permanent.
Temporary Runway End	The beginning of that portion of the runway available for landing and taking off in one direction, and for landing in the other direction. Note the difference from a displaced threshold.
Threshold	The beginning of that portion of the runway available for landing. In some instances, the landing threshold may be displaced.
TODA	Takeoff Distance Available
TOFA	Taxiway Object Free Area
TORA	Takeoff Run Available. The length of the runway less any length of runway unavailable and/or unsuitable for takeoff run computations. See AC 150/5300-13 for guidance on declared distances.
TSA	Taxiway Safety Area, or Transportation Security Administration
UNICOM	A radio communications system of a type used at small airports.
VASI	Visual Approach Slope Indicator
VGSI	Visual Glide Slope Indicator. A device that provides a visual glide slope indicator to landing pilots. These systems include precision approach path indicator (PAPI), visual approach slope indicator (VASI), and pulse light approach slope indicator (PLASI).
VFR	Visual Flight Rules
VOR	Very High Frequency Omnidirectional Radio Range
VPD	Vehicle / Pedestrian Deviation

APPENDIX C. SAFETY AND PHASING PLAN CHECKLIST

This appendix is keyed to Chapter 2. In the electronic version of this AC, clicking on the paragraph designation in the Reference column will access the applicable paragraph. There may be instances where the CSPP requires provisions that are not covered by the list in this appendix.

This checklist is intended as an aid, not a required submittal.

Table C-1. CSPP Checklist

Coordination	Reference	Addressed?			Remarks
		Yes	No	NA	
General Considerations					
Requirements for predesign, prebid, and preconstruction conferences to introduce the subject of airport operational safety during construction are specified.	<u>2.5</u>				
Operational safety is a standing agenda item for construction progress meetings.	<u>2.5</u>				
Scheduling of the construction phases is properly addressed.	<u>2.6</u>				
Any formal agreements are established.	<u>2.5.3</u>				
Areas and Operations Affected by Construction Activity					
Drawings showing affected areas are included.	<u>2.7.1</u>				
Closed or partially closed runways, taxiways, and aprons are depicted on drawings.	<u>2.7.1.1</u>				
Access routes used by ARFF vehicles affected by the project are addressed.	<u>2.7.1.2</u>				
Access routes used by airport and airline support vehicles affected by the project are addressed.	<u>2.7.1.3</u>				
Underground utilities, including water supplies for firefighting and drainage.	<u>2.7.1.4</u>				

Coordination	Reference	Addressed?			Remarks
		Yes	No	NA	
Approach/departure surfaces affected by heights of temporary objects are addressed.	<u>2.7.1.5</u>				
Construction areas, storage areas, and access routes near runways, taxiways, aprons, or helipads are properly depicted on drawings.	<u>2.7.1</u>				
Temporary changes to taxi operations are addressed.	<u>2.7.2.1</u>				
Detours for ARFF and other airport vehicles are identified.	<u>2.7.2.2</u>				
Maintenance of essential utilities and underground infrastructure is addressed.	<u>2.7.2.3</u>				
Temporary changes to air traffic control procedures are addressed.	<u>2.7.2.4</u>				
NAVAIDs					
Critical areas for NAVAIDs are depicted on drawings.	<u>2.8</u>				
Effects of construction activity on the performance of NAVAIDs, including unanticipated power outages, are addressed.	<u>2.8</u>				
Protection of NAVAID facilities is addressed.	<u>2.8</u>				
The required distance and direction from each NAVAID to any construction activity is depicted on drawings.	<u>2.8</u>				
Procedures for coordination with FAA ATO/Technical Operations, including identification of points of contact, are included.	<u>2.8, 2.13.1, 2.13.5.3.1, 2.18.1</u>				
Contractor Access					
The CSPP addresses areas to which contractor will have access and how	<u>2.9</u>				

Coordination	Reference	Addressed?			Remarks
		Yes	No	NA	
the areas will be accessed.					
The application of 49 CFR Part 1542 Airport Security, where appropriate, is addressed.	<u>2.9</u>				
The location of stockpiled construction materials is depicted on drawings.	<u>2.9.1</u>				
The requirement for stockpiles in the ROFA to be approved by FAA is included.	<u>2.9.1</u>				
Requirements for proper stockpiling of materials are included.	<u>2.9.1</u>				
Construction site parking is addressed.	<u>2.9.2.1</u>				
Construction equipment parking is addressed.	<u>2.9.2.2</u>				
Access and haul roads are addressed.	<u>2.9.2.3</u>				
A requirement for marking and lighting of vehicles to comply with <i>AC 150/5210-5, Painting, Marking and Lighting of Vehicles Used on an Airport</i> , is included.	<u>2.9.2.4</u>				
Proper vehicle operations, including requirements for escorts, are described.	<u>2.9.2.5, 2.9.2.6</u>				
Training requirements for vehicle drivers are addressed.	<u>2.9.2.7</u>				
Two-way radio communications procedures are described.	<u>2.9.2.9</u>				
Maintenance of the secured area of the airport is addressed.	<u>2.9.2.10</u>				
Wildlife Management					
The airport operator's wildlife management procedures are addressed.	<u>2.10</u>				

Coordination	Reference	Addressed?			Remarks
		Yes	No	NA	
Foreign Object Debris Management					
The airport operator's FOD management procedures are addressed.	<u>2.11</u>				
Hazardous Materials Management					
The airport operator's hazardous materials management procedures are addressed.	<u>2.12</u>				
Notification of Construction Activities					
Procedures for the immediate notification of airport user and local FAA of any conditions adversely affecting the operational safety of the airport are detailed.	<u>2.13</u>				
Maintenance of a list by the airport operator of the responsible representatives/points of contact for all involved parties and procedures for contacting them 24 hours a day, seven days a week is specified.	<u>2.13.1</u>				
A list of local ATO/Technical Operations personnel is included.	<u>2.13.1</u>				
A list of ATCT managers on duty is included.	<u>2.13.1</u>				
A list of authorized representatives to the OCC is included.	<u>2.13.2</u>				
Procedures for coordinating, issuing, maintaining and cancelling by the airport operator of NOTAMS about airport conditions resulting from construction are included.	<u>2.8, 2.13.2, 2.18.3.3.9</u>				
Provision of information on closed or hazardous conditions on airport movement areas by the airport operator to the OCC is specified.	<u>2.13.2</u>				
Emergency notification procedures for medical, fire fighting, and police	<u>2.13.3</u>				

Coordination	Reference	Addressed?			Remarks
		Yes	No	NA	
response are addressed.					
Coordination with ARFF personnel for non-emergency issues is addressed.	<u>2.13.4</u>				
Notification to the FAA under 14 CFR parts 77 and 157 is addressed.	<u>2.13.5</u>				
Reimbursable agreements for flight checks and/or design and construction for FAA owned NAVAIDs are addressed.	<u>2.13.5.3.2</u>				
Inspection Requirements					
Daily and interim inspections by both the airport operator and contractor are specified.	<u>2.14.1, 2.14.2</u>				
Final inspections at certificated airports are specified when required.	<u>2.14.3</u>				
Underground Utilities					
Procedures for protecting existing underground facilities in excavation areas are described.	<u>2.15</u>				
Penalties					
Penalty provisions for noncompliance with airport rules and regulations and the safety plans are detailed.	<u>2.16</u>				
Special Conditions					
Any special conditions that affect the operation of the airport or require the activation of any special procedures are addressed.	<u>2.17</u>				
Runway and Taxiway Visual Aids - Marking, Lighting, Signs, and Visual NAVAIDs					
The proper securing of temporary airport markings, lighting, signs, and visual NAVAIDs is addressed.	<u>2.18.1</u>				
Frangibility of airport markings, lighting, signs, and visual NAVAIDs is specified.	<u>2.18.1, 2.18.3, 2.18.4.2, 2.20.2.4</u>				

Coordination	Reference	Addressed?			Remarks
		Yes	No	NA	
The requirement for markings to be in compliance with <u>AC 150/5340-1</u> , <i>Standards for Airport Markings</i> , is specified.	<u>2.18.2</u>				
Detailed specifications for materials and methods for temporary markings are provided.	<u>2.18.2</u>				
The requirement for lighting to conform to <u>AC 150/5340-30</u> , <i>Design and Installation Details for Airport Visual Aids</i> ; <u>AC 150/5345-50</u> , <i>Specification for Portable Runway and Taxiway Lights</i> ; and <u>AC 150/5345-53</u> , <i>Airport Lighting Certification Program</i> , is specified.	<u>2.18.3</u>				
The use of a lighted X is specified where appropriate.	<u>2.18.2.1.2</u> , <u>2.18.3.2</u>				
The requirement for signs to conform to <u>AC 150/5345-44</u> , <i>Specification for Runway and Taxiway Signs</i> ; <u>AC 150/5340-18</u> , <i>Standards for Airport Sign Systems</i> ; and <u>AC 150/5345-53</u> , <i>Airport Lighting Certification Program</i> , is specified.	<u>2.18.4</u>				
Marking and Signs For Access Routes					
The CSPP specifies that pavement markings and signs intended for construction personnel should conform to <u>AC 150/5340-18</u> and, to the extent practicable, with the MUTCD and/or State highway specifications.	<u>2.18.4.2</u>				
Hazard Marking and Lighting					
Prominent, comprehensible warning indicators for any area affected by construction that is normally accessible to aircraft, personnel, or vehicles are specified.	<u>2.20.1</u>				

Coordination	Reference	Addressed?			Remarks
		Yes	No	NA	
Hazard marking and lighting are specified to identify open manholes, small areas under repair, stockpiled material, and waste areas.	<u>2.20.1</u>				
The CSPP considers less obvious construction-related hazards.	<u>2.20.1</u>				
Equipment that poses the least danger to aircraft but is sturdy enough to remain in place when subjected to typical winds, prop wash and jet blast is specified.	<u>2.20.2.1</u>				
The spacing of barricades is specified such that a breach is physically prevented barring a deliberate act.	<u>2.20.2.1</u>				
Red lights meeting the luminance requirements of the State Highway Department are specified.	<u>2.20.2.2</u>				
Barricades, temporary markers, and other objects placed and left in areas adjacent to any open runway, taxiway, taxi lane, or apron are specified to be as low as possible to the ground, and no more than 18 inch high.	<u>2.20.2.3</u>				
Barricades are specified to indicate construction locations in which no part of an aircraft may enter.	<u>2.20.2.3</u>				
Highly reflective barriers with lights are specified to barricade taxiways leading to closed runways.	<u>2.20.2.5</u>				
Markings for temporary closures are specified.	<u>2.20.2.5</u>				
The provision of a contractor's representative on call 24 hours a day for emergency maintenance of airport hazard lighting and barricades is specified.	<u>2.20.2.7</u>				

Coordination	Reference	Addressed?			Remarks
		Yes	No	NA	
Work Zone Lighting for Nighttime Construction					
If work is to be conducted at night, the CSPP identifies construction lighting units and their general locations and aiming in relationship to the ATCT and active runways and taxiways.	<u>2.21</u>				
Protection of Runway and Taxiway Safety Areas					
The CSPP clearly states that no construction may occur within a safety area while the associated runway or taxiway is open for aircraft operations.	<u>2.22.1.1,</u> <u>2.22.3.1</u>				
The CSPP specifies that the airport operator coordinates the adjustment of RSA or TSA dimensions with the ATCT and the appropriate FAA Airports Regional or District Office and issues a local NOTAM.	<u>2.22.1.2,</u> <u>2.22.3.2</u>				
Procedures for ensuring adequate distance for protection from blasting operations, if required by operational considerations, are detailed.	<u>2.22.3.3</u>				
The CSPP specifies that open trenches or excavations are not permitted within a safety area while the associated runway or taxiway is open, subject to approved exceptions.	<u>2.22.1.4</u>				
Appropriate covering of excavations in the RSA or TSA that cannot be backfilled before the associated runway or taxiway is open is detailed.	<u>2.22.1.4</u>				
The CSPP includes provisions for prominent marking of open trenches and excavations at the construction site.	<u>2.22.1.4</u>				
Grading and soil erosion control to maintain RSA/TSA standards are	<u>2.22.3.5</u>				

Coordination	Reference	Addressed?			Remarks
		Yes	No	NA	
addressed.					
The CSPP specifies that equipment is to be removed from the ROFA when not in use.	<u>2.22.2</u>				
The CSPP clearly states that no construction may occur within a taxiway safety area while the taxiway is open for aircraft operations.	<u>2.22.3</u>				
Appropriate details are specified for any construction work to be accomplished in a taxiway object free area.	<u>2.22.4</u>				
Measures to ensure that personnel, material, and/or equipment do not penetrate the OFZ or threshold siting surfaces while the runway is open for aircraft operations are included.	<u>2.22.4.3.6</u>				
Provisions for protection of runway approach/departure areas and clearways are included.	<u>2.22.6</u>				
Other Limitations on Construction					
The CSPP prohibits the use of open flame welding or torches unless adequate fire safety precautions are provided and the airport operator has approved their use.	<u>2.23.1.2</u>				
The CSPP prohibits the use of electrical blasting caps on or within 1,000 ft (300 m) of the airport property.	<u>2.23.1.3</u>				

APPENDIX D. CONSTRUCTION PROJECT DAILY SAFETY INSPECTION CHECKLIST

The situations identified below are potentially hazardous conditions that may occur during airport construction projects. Safety area encroachments, unauthorized and improper ground vehicle operations, and unmarked or uncovered holes and trenches near aircraft operating surfaces pose the most prevalent threats to airport operational safety during airport construction projects. The list below is one tool that the airport operator or contractor may use to aid in identifying and correcting potentially hazardous conditions. It should be customized as appropriate for each project including information such as the date, time and name of the person conducting the inspection.

Table D-1. Potentially Hazardous Conditions

Item	Action Required (Describe)	No Action Required (Check)
Excavation adjacent to runways, taxiways, and aprons improperly backfilled.		
Mounds of earth, construction materials, temporary structures, and other obstacles near any open runway, taxiway, or taxi lane; in the related Object Free area and aircraft approach or departure areas/zones; or obstructing any sign or marking.		
Runway resurfacing projects resulting in lips exceeding 3 inch (7.6 cm) from pavement edges and ends.		
Heavy equipment (stationary or mobile) operating or idle near AOA, in runway approaches and departures areas, or in OFZ.		
Equipment or material near NAVAIDs that may degrade or impair radiated signals and/or the monitoring of navigation and visual aids. Unauthorized or improper vehicle operations in localizer or glide slope critical areas, resulting in electronic interference and/or facility shutdown.		
Tall and especially relatively low visibility units (that is, equipment with slim profiles) — cranes, drills, and similar objects — located in critical areas, such as OFZ and		

Item	Action Required (Describe)	No Action Required (Check)
approach zones.		
Improperly positioned or malfunctioning lights or unlighted airport hazards, such as holes or excavations, on any apron, open taxiway, or open taxi lane or in a related safety, approach, or departure area.		
Obstacles, loose pavement, trash, and other debris on or near AOA. Construction debris (gravel, sand, mud, paving materials) on airport pavements may result in aircraft propeller, turbine engine, or tire damage. Also, loose materials may blow about, potentially causing personal injury or equipment damage.		
Inappropriate or poorly maintained fencing during construction intended to deter human and animal intrusions into the AOA. Fencing and other markings that are inadequate to separate construction areas from open AOA create aviation hazards.		
Improper or inadequate marking or lighting of runways (especially thresholds that have been displaced or runways that have been closed) and taxiways that could cause pilot confusion and provide a potential for a runway incursion. Inadequate or improper methods of marking, barricading, and lighting of temporarily closed portions of AOA create aviation hazards.		
Wildlife attractants — such as trash (food scraps not collected from construction personnel activity), grass seeds, tall grass, or standing water — on or near airports.		
Obliterated or faded temporary markings on active operational areas.		
Misleading or malfunctioning obstruction lights. Unlighted or unmarked obstructions in the approach to any open runway pose aviation hazards.		

Item	Action Required (Describe)	No Action Required (Check)
Failure to issue, update, or cancel NOTAMs about airport or runway closures or other construction related airport conditions.		
Failure to mark and identify utilities or power cables. Damage to utilities and power cables during construction activity can result in the loss of runway / taxiway lighting; loss of navigation, visual, or approach aids; disruption of weather reporting services; and/or loss of communications.		
Restrictions on ARFF access from fire stations to the runway / taxiway system or airport buildings.		
Lack of radio communications with construction vehicles in airport movement areas.		
Objects, regardless of whether they are marked or flagged, or activities anywhere on or near an airport that could be distracting, confusing, or alarming to pilots during aircraft operations.		
Water, snow, dirt, debris, or other contaminants that temporarily obscure or derogate the visibility of runway/taxiway marking, lighting, and pavement edges. Any condition or factor that obscures or diminishes the visibility of areas under construction.		
Spillage from vehicles (gasoline, diesel fuel, oil) on active pavement areas, such as runways, taxiways, aprons, and airport roadways.		
Failure to maintain drainage system integrity during construction (for example, no temporary drainage provided when working on a drainage system).		

Item	Action Required (Describe)	No Action Required (Check)
Failure to provide for proper electrical lockout and tagging procedures. At larger airports with multiple maintenance shifts/workers, construction contractors should make provisions for coordinating work on circuits.		
Failure to control dust. Consider limiting the amount of area from which the contractor is allowed to strip turf.		
Exposed wiring that creates an electrocution or fire ignition hazard. Identify and secure wiring, and place it in conduit or bury it.		
Site burning, which can cause possible obscuration.		
Construction work taking place outside of designated work areas and out of phase.		

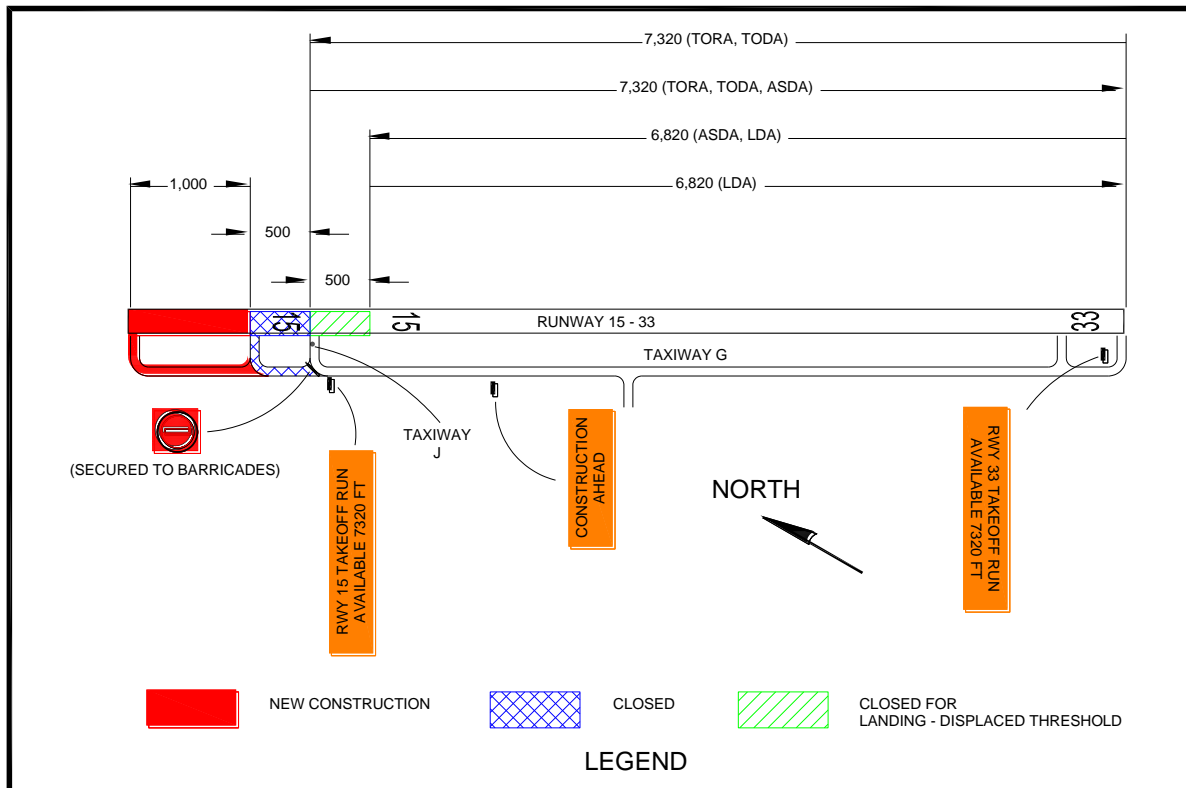
APPENDIX E. SAMPLE OPERATIONAL EFFECTS TABLE

E.1 Project Description.

Runway 15-33 is currently 7820 feet long, with a 500 foot stopway on the north end. This project will remove the stopway and extend the runway 1000 feet to the north and 500 feet to the south. Finally, the existing portion of the runway will be repaved. The runway 33 glide slope will be relocated. The new runway 33 localizer has already been installed by FAA Technical Operations and only needs to be switched on. Runway 15 is currently served only by a localizer, which will remain in operation as it will be beyond the future RSA. Appropriate NOTAMS will be issued throughout the project.

E.1.1 During Phase I, the runway 15 threshold will be displaced 1000 feet to keep construction equipment below the approach surface. The start of runway 15 takeoff and the departure end of runway 33 will also be moved 500 feet to protect workers from jet blast. Declared distances for runway 33 will be adjusted to provide the required RSA and applicable departure surface. Excavation near Taxiway G will require its ADG to be reduced from IV to III. See Figure E-1.

Figure E-1. Phase I Example

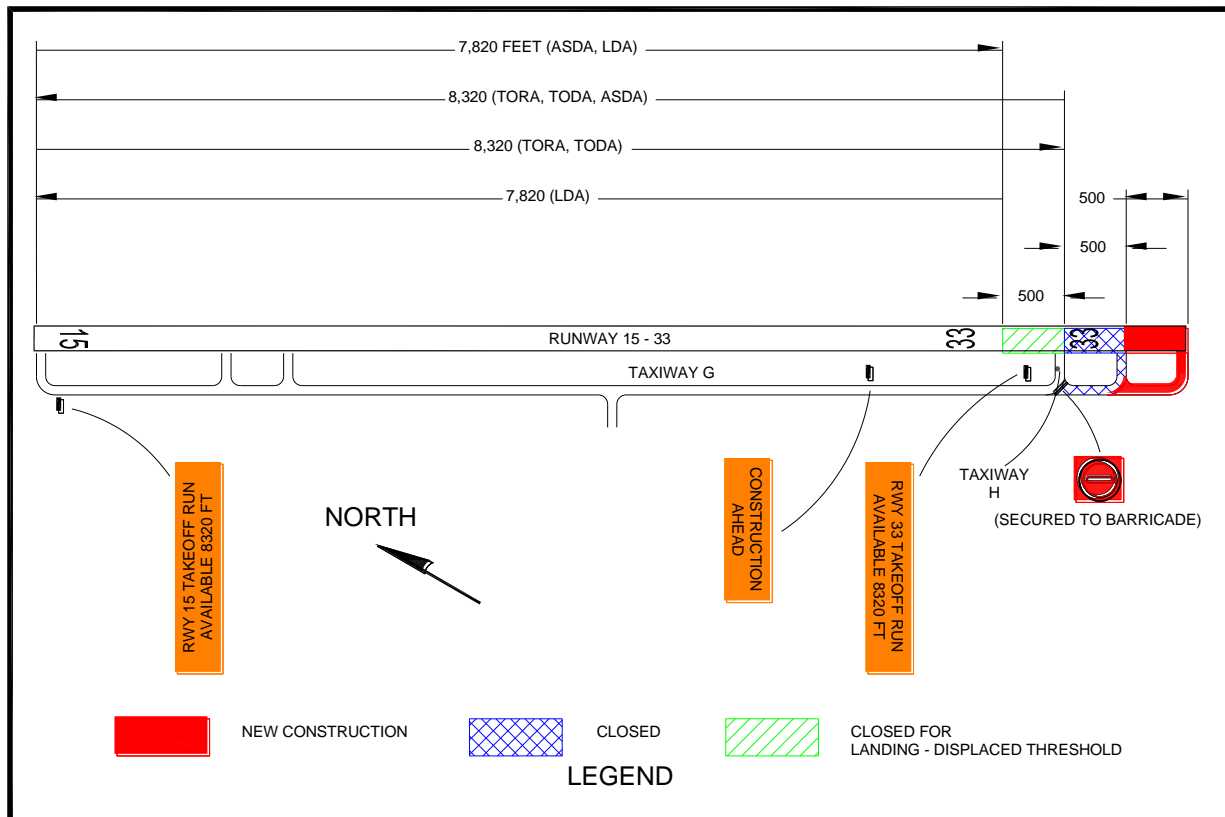


Note 1: Where hold signs are installed on both sides of a taxiway, install the TORA sign on the left side of the taxiway before the final turn to the runway intersection.

Note 2: Based on the declared distances for Runway 33 departures, the maximum equipment height in the construction area is 12.5 feet ($500/40 = 12.5$).

E.2 During Phase II, the runway 33 threshold will be displaced 1000 feet to keep construction equipment below the approach surface. The start of runway 33 takeoff and the departure end of runway 15 will also be moved 500 feet to protect workers from jet blast. Declared distances for runway 15 will be adjusted to provide the required RSA and applicable departure surface. See Figure E-2.

Figure E-2. Phase II Example



Note 1: Where hold signs are installed on both sides of a taxiway, install the TORA sign on the left side of the taxiway before the final turn to the runway intersection.

Note 2: Based on the declared distances for Runway 15 departures, the maximum equipment height in the construction area is 12.5 feet ($500/40 = 12.5$).

- E.3 During Phase III, the existing portion of the runway will be repaved with Hot Mix Asphalt (HMA) and the runway 33 glide slope will be relocated. Construction will be accomplished between the hours of 8:00 pm and 5:00 am, during which the runway will be closed to operations.

Figure E-3. Phase III Example

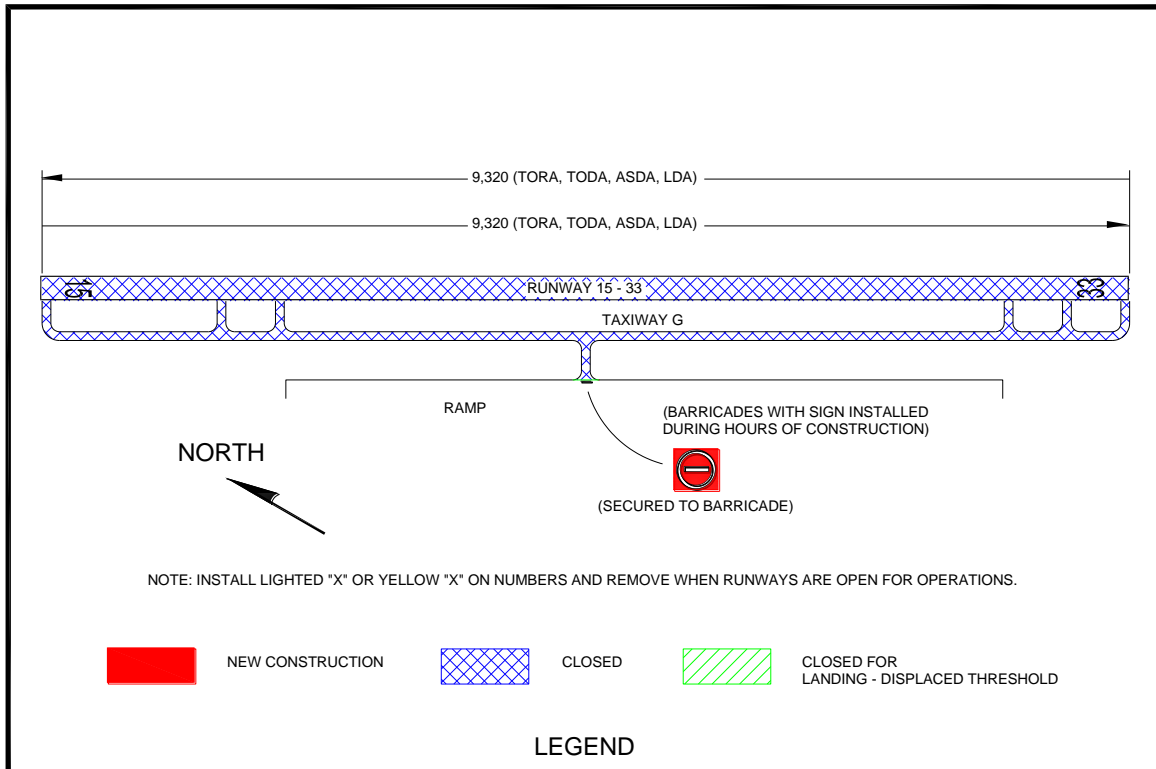


Table E-1. Operational Effects Table

Project	Runway 15-33 Extension and Repaving			
Phase	Normal (Existing)	Phase I: Extend Runway 15 End	Phase II: Extend Runway 33 End	Phase III: Repave Runway
Scope of Work	N/A	Extend Runway 15-33 1,000 ft on north end with Hot Mix Asphaltic Concrete (HMA).	Extend Runway 15-33 500 ft on south end with Hot Mix Asphaltic Concrete (HMA).	Repave existing runway with HMA Relocate Runway 33 Glide Slope
Effects of Construction Operations	N/A	Existing North 500 ft closed	Existing South 500 ft closed	Runway closed between 8:00 pm and 5:00 am Edge lighting out of service
Construction Phase	N/A	Phase I (Anticipated)	Phase II (Anticipated)	Phase III (Anticipated)
Runway 15 Average Aircraft Operations	Carrier: 52 /day GA: 26 /day Military: 11 /day	Carrier: 40 /day GA: 26 /day Military: 0 /day	Carrier: 45 /day GA: 26 /day Military: 5 /day	Carrier: 45 / day GA: 20 / day Military: 0 /day
Runway 33 Average Aircraft Operations	Carrier: 40 /day GA: 18 /day Military: 10 /day	Carrier: 30 /day GA: 18 /day Military: 0 /day	Carrier: 25 /day GA: 18 /day Military: 5 /day	Carrier: 20 /day GA: 5 /day Military: 0 /day
Runway 15-33 Aircraft Category	C-IV	C-IV	C-IV	C-IV
Runway 15 Approach Visibility Minimums	1 mile	1 mile	1 mile	1 mile
Runway 33 Approach Visibility Minimums	$\frac{3}{4}$ mile	$\frac{3}{4}$ mile	$\frac{3}{4}$ mile	1 mile

Note: Proper coordination with Flight Procedures group is necessary to maintain instrument approach procedures during construction.

Project		Runway 15-33 Extension and Repaving			
Phase		Normal (Existing)	Phase I: Extend Runway 15 End	Phase II: Extend Runway 33 End	Phase III: Repave Runway
Runway 15 Declared Distances	TORA	7,820	7,320	8,320	9,320
	TODA	7,820	7,320	8,320	9,320
	ASDA	7,820	7,320	7,820	9,320
	LDA	7,820	6,820	7,820	9,320
Runway 33 Declared Distances	TORA	7,820	7,320	8,320	9,320
	TODA	7,820	7,320	8,320	9,320
	ASDA	8,320	6,820	8,320	9,320
	LDA	7,820	6,820	7,820	9,320
Runway 15 Approach Procedures		LOC only	LOC only	LOC only	LOC only
		RNAV	RNAV	RNAV	RNAV
		VOR	VOR	VOR	VOR
Runway 33 Approach Procedures		ILS	ILS	ILS	LOC only
		RNAV	RNAV	RNAV	RNAV
		VOR	VOR	VOR	VOR
Runway 15 NAVAIDs		LOC	LOC	LOC	LOC
Runway 33 NAVAIDs		ILS, MALSR	ILS, MALSR	ILS, MALSR	LOC, MALSR
Taxiway G ADG		IV	III	IV	IV
Taxiway G TDG		4	4	4	4
ATCT (hours open)		24 hours	24 hours	24 hours	0500 - 2000
ARFF Index		D	D	D	D

Project	Runway 15-33 Extension and Repaving			
Phase	Normal (Existing)	Phase I: Extend Runway 15 End	Phase II: Extend Runway 33 End	Phase III: Repave Runway
Special Conditions	Air National Guard (ANG) military operations	All military aircraft relocated to alternate ANG Base	Some large military aircraft relocated to alternate ANG Base	All military aircraft relocated to alternate ANG Base
Information for NOTAMs		Refer above for applicable declared distances. Taxiway G limited to 118 ft wingspan	Refer above for applicable declared distances.	Refer above for applicable declared distances. Airport closed 2000 – 0500. Runway 15 glide slope OTS.

Note: This table is one example. It may be advantageous to develop a separate table for each project phase and/or to address the operational status of the associated NAVAIDs per construction phase.

Complete the following chart for each phase to determine the area that must be protected along the runway and taxiway edges:

Table E-2. Runway and Taxiway Edge Protection

Runway/Taxiway	Aircraft Approach Category* A, B, C, or D	Airplane Design Group* I, II, III, or IV	Safety Area Width in Feet Divided by 2*

*See AC 150/5300-13 to complete the chart for a specific runway/taxiway.

Complete the following chart for each phase to determine the area that must be protected before the runway threshold:

Table E-3. Protection Prior to Runway Threshold

Runway End Number	Airplane Design Group* I, II, III, or IV	Aircraft Approach Category* A, B, C, or D	Minimum Safety Area Prior to the Threshold*	Minimum Distance to Threshold Based on Required Approach Slope*	
				ft	: 1
			ft	ft	: 1
			ft	ft	: 1
			ft	ft	: 1
			ft	ft	: 1

*See AC 150/5300-13 to complete the chart for a specific runway.

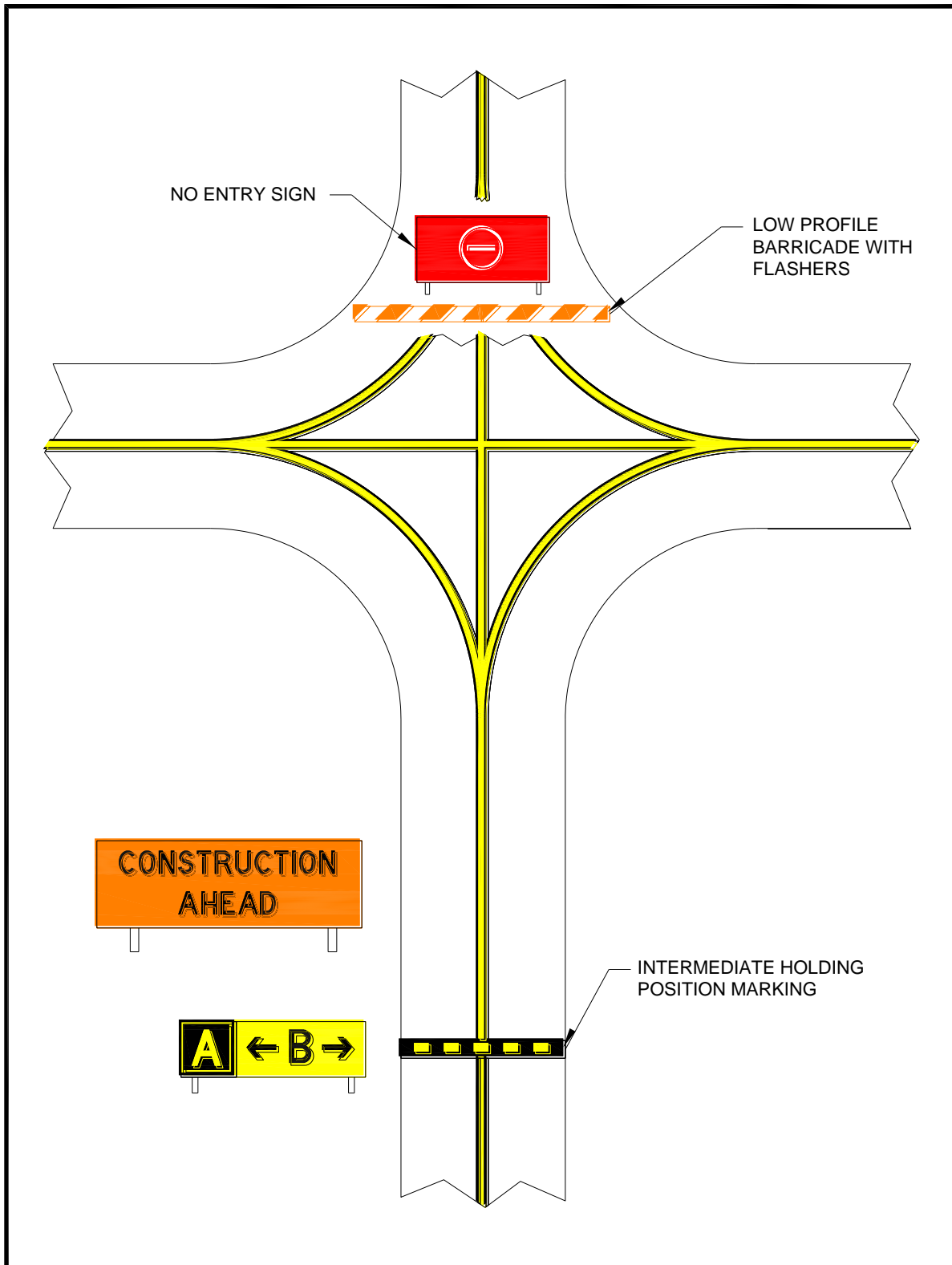
Page Intentionally Blank

APPENDIX F. ORANGE CONSTRUCTION SIGNS

Figure F-1. Approved Sign Legends

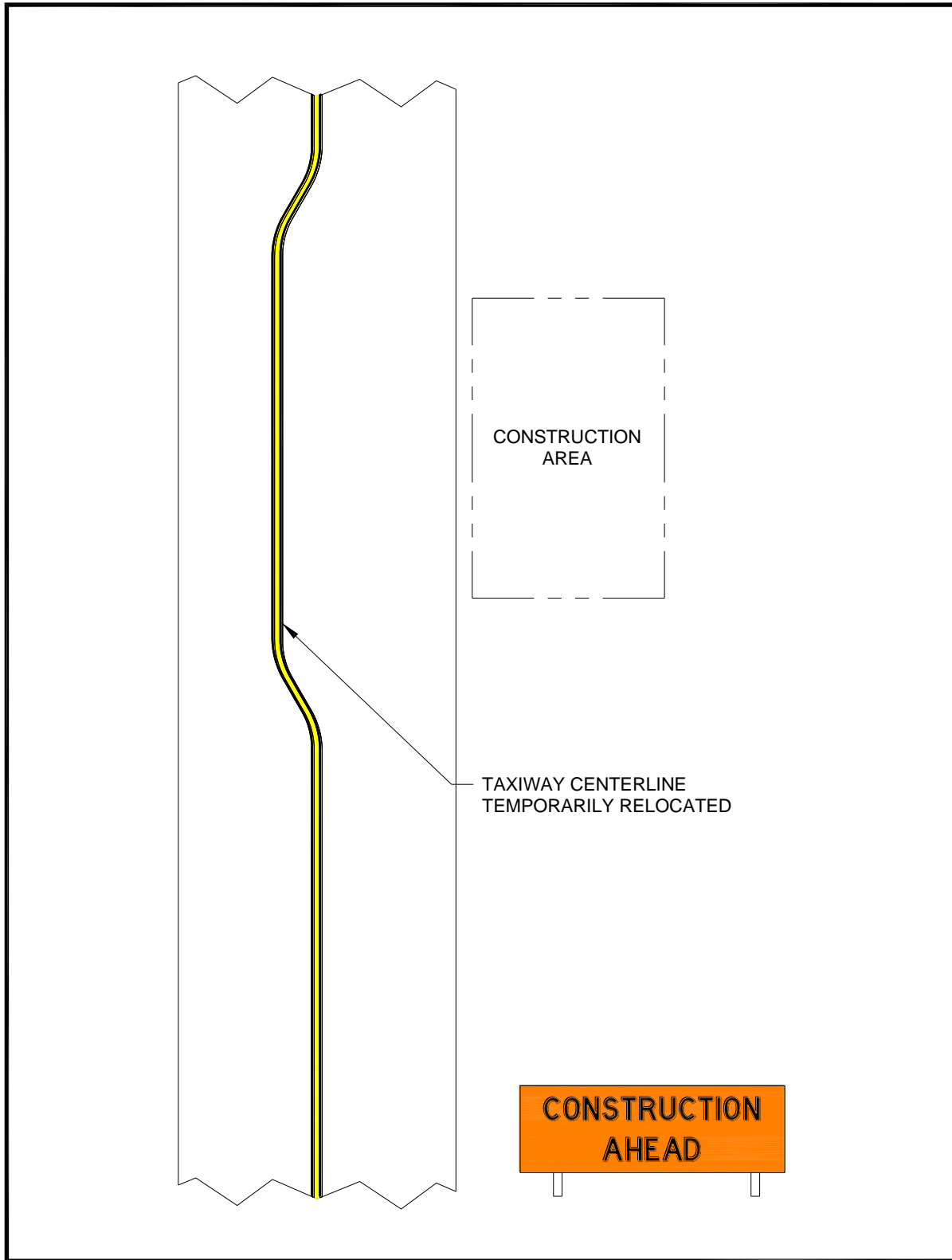


Figure F-2. Orange Construction Sign Example 1



Note: For proper placement of signs, refer to EB 93.

Figure F-3. Orange Construction Sign Example 2



Note: For proper placement of signs, refer to EB 93.

Page Intentionally Blank

Advisory Circular Feedback

If you find an error in this AC, have recommendations for improving it, or have suggestions for new items/subjects to be added, you may let us know by (1) mailing this form to Manager, Airport Engineering Division, Federal Aviation Administration ATTN: AAS-100, 800 Independence Avenue SW, Washington DC 20591 or (2) faxing it to the attention of the Office of Airport Safety and Standards at (202) 267-5383.

Subject: AC 150/5370-2G

Date: _____

Please check all appropriate line items:

An error (procedural or typographical) has been noted in paragraph _____ on page _____.

Recommend paragraph _____ on page _____ be changed as follows:

In a future change to this AC, please cover the following subject:
(Briefly describe what you want added.)

Other comments:

I would like to discuss the above. Please contact me at (phone number, email address).

Submitted by: _____

Date: _____

Page Intentionally Blank



Airport Improvement Program Contract Clauses

Contents

Appendix A – CONTRACT PROVISIONS	1
A1 ACCESS TO RECORDS AND REPORTS.....	1
A2 AFFIRMATIVE ACTION REQUIREMENT.....	2
A3 BREACH OF CONTRACT TERMS	4
A4 BUY AMERICAN PREFERENCE	5
A5 CIVIL RIGHTS - GENERAL	9
A6 CIVIL RIGHTS – TITLE VI ASSURANCE.....	10
A7 CLEAN AIR AND WATER POLLUTION CONTROL	14
A8 CONTRACT WORKHOURS AND SAFETY STANDARDS ACT REQUIREMENTS.....	15
A9 COPELAND “ANTI-KICKBACK” ACT	16
A10 DAVIS-BACON REQUIREMENTS.....	17
A11 DEBARMENT AND SUSPENSION.....	23
A12 DISADVANTAGED BUSINESS ENTERPRISE	24
A13 DISTRACTED DRIVING	26
A14 ENERGY CONSERVATION REQUIREMENTS	27
A15 EQUAL EMPLOYEMENT OPPORTUNITY (EEO).....	28
A16 FEDERAL FAIR LABOR STANDARDS ACT (FEDERAL MINIMUM WAGE)	34
A17 LOBBYING AND INFLUENCING FEDERAL EMPLOYEES.....	35
A18 PROHIBITION of SEGREGATED FACILITIES.....	36
A19 OCCUPATIONAL SAFETY AND HEALTH ACT OF 1970	37
A20 PROCUREMENT OF RECOVERED MATERIALS.....	38
A21 SEISMIC SAFETY.....	39
A22 TAX DELINQUENCY AND FELONY CONVICTIONS	40
A23 TERMINATION OF CONTRACT	42

A24 TRADE RESTRICTION CERTIFICATION 46
A25 VETERAN’S PREFERENCE 48

APPENDIX A – CONTRACT PROVISIONS

A1 ACCESS TO RECORDS AND REPORTS

A1.1 SOURCE

2 CFR § 200.333

2 CFR § 200.336

FAA Order 5100.38

A1.2 CONTRACT CLAUSE

ACCESS TO RECORDS AND REPORTS

The Contractor must maintain an acceptable cost accounting system. The Contractor agrees to provide the Owner, the Federal Aviation Administration and the Comptroller General of the United States or any of their duly authorized representatives access to any books, documents, papers and records of the Contractor which are directly pertinent to the specific contract for the purpose of making audit, examination, excerpts and transcriptions. The Contractor agrees to maintain all books, records and reports required under this contract for a period of not less than three years after final payment is made and all pending matters are closed.

A2 AFFIRMATIVE ACTION REQUIREMENT

A2.1 SOURCE

41 CFR part 60-4

Executive Order 11246

A2.2 SOLICITATION CLAUSE

NOTICE OF REQUIREMENT FOR AFFIRMATIVE ACTION to ENSURE EQUAL EMPLOYMENT OPPORTUNITY

1. The Offeror's or Bidder's attention is called to the "Equal Opportunity Clause" and the "Standard Federal Equal Employment Opportunity Construction Contract Specifications" set forth herein.
2. The goals and timetables for minority and female participation, expressed in percentage terms for the Contractor's aggregate workforce in each trade on all construction work in the covered area, are as follows:

Timetables

Goals for minority participation for each trade: **TOWN OF ERWIN, IDA**

Goals for female participation in each trade: 6.9%

These goals are applicable to all of the Contractor's construction work (whether or not it is Federal or federally assisted) performed in the covered area. If the Contractor performs construction work in a geographical area located outside of the covered area, it shall apply the goals established for such geographical area where the work is actually performed. With regard to this second area, the Contractor also is subject to the goals for both its federally involved and non-federally involved construction.

The Contractor's compliance with the Executive Order and the regulations in 41 CFR Part 60-4 shall be based on its implementation of the Equal Opportunity Clause, specific affirmative action obligations required by the specifications set forth in 41 CFR 60-4.3(a) and its efforts to meet the goals. The hours of minority and female employment and training must be substantially uniform throughout the length of the contract, and in each trade, and the Contractor shall make a good faith effort to employ minorities and women evenly on each of its projects. The transfer of minority or female employees or trainees from Contractor to Contractor or from project to project for the sole purpose of meeting the Contractor's goals shall be a violation of the contract, the Executive Order and the regulations in 41 CFR Part 60-4. Compliance with the goals will be measured against the total work hours performed.

3. The Contractor shall provide written notification to the Director of the Office of Federal Contract Compliance Programs (OFCCP) within 10 working days of award of any construction subcontract in excess of \$10,000 at any tier for construction work under the contract resulting from this solicitation. The notification shall list the name, address, and telephone number of the subcontractor; employer identification number of the subcontractor; estimated dollar amount of the subcontract; estimated starting and completion dates of the subcontract; and the geographical area in which the subcontract is to be performed.

4. As used in this notice and in the contract resulting from this solicitation, the “covered area” is Town of Erwin, NY, Steuben County.

A3 BREACH OF CONTRACT TERMS

A3.1 SOURCE

2 CFR § 200 Appendix II(A)

A3.2 CONTRACT CLAUSE

BREACH OF CONTRACT TERMS

Any violation or breach of terms of this contract on the part of the *Contractor* or its subcontractors may result in the suspension or termination of this contract or such other action that may be necessary to enforce the rights of the parties of this agreement.

Owner will provide *Contractor* written notice that describes the nature of the breach and corrective actions the *Contractor* must undertake in order to avoid termination of the contract. Owner reserves the right to withhold payments to Contractor until such time the Contractor corrects the breach or the Owner elects to terminate the contract. The Owner's notice will identify a specific date by which the *Contractor* must correct the breach. Owner may proceed with termination of the contract if the *Contractor* fails to correct the breach by the deadline indicated in the Owner's notice.

The duties and obligations imposed by the Contract Documents and the rights and remedies available thereunder are in addition to, and not a limitation of, any duties, obligations, rights and remedies otherwise imposed or available by law.

A4 BUY AMERICAN PREFERENCE

A4.1 SOURCE

Title 49 USC § 50101

A4.2 SOLICITATION CLAUSE

A4.2.1 Buy American Preference Statement

BUY AMERICAN PREFERENCE

The Contractor agrees to comply with 49 USC § 50101, which provides that Federal funds may not be obligated unless all steel and manufactured goods used in AIP funded projects are produced in the United States, unless the Federal Aviation Administration has issued a waiver for the product; the product is listed as an Excepted Article, Material Or Supply in Federal Acquisition Regulation subpart 25.108; or is included in the FAA Nationwide Buy American Waivers Issued list.

A bidder or offeror must complete and submit the Buy America certification included herein with their bid or offer. The Owner will reject as nonresponsive any bid or offer that does not include a completed Certificate of Buy American Compliance.

A4.2.2 Certificate of Buy American Compliance – Total Facility

CERTIFICATE OF BUY AMERICAN COMPLIANCE FOR TOTAL FACILITY

As a matter of bid responsiveness, the bidder or offeror must complete, sign, date, and submit this certification statement with its proposal. The bidder or offeror must indicate how it intends to comply with 49 USC § 50101 by selecting one of the following certification statements. These statements are mutually exclusive. Bidder must select one or the other (i.e. not both) by inserting a checkmark (✓) or the letter “X”.

- Bidder or offeror hereby certifies that it will comply with 49 USC § 50101 by:
- a) Only installing steel and manufactured products produced in the United States; or
 - b) Installing manufactured products for which the Federal Aviation Administration (FAA) has issued a waiver as indicated by inclusion on the current FAA Nationwide Buy American Waivers Issued listing; or
 - c) Installing products listed as an Excepted Article, Material or Supply in Federal Acquisition Regulation Subpart 25.108.

By selecting this certification statement, the bidder or offeror agrees:

- To provide to the Owner evidence that documents the source and origin of the steel and manufactured product.
- To faithfully comply with providing U.S. domestic products.
- To refrain from seeking a waiver request after establishment of the contract, unless extenuating circumstances emerge that the FAA determines justified.

The bidder or offeror hereby certifies it cannot comply with the 100 percent Buy American Preferences of 49 USC § 50101(a) but may qualify for either a Type 3 or Type 4 waiver under 49 USC § 50101(b). By selecting this certification statement, the apparent bidder or offeror with the apparent low bid agrees:

- a) To submit to the Owner within 15 calendar days of the bid opening, a formal waiver request and required documentation that supports the type of waiver being requested.
- b) That failure to submit the required documentation within the specified timeframe is cause for a non-responsive determination that may result in rejection of the proposal.
- c) To faithfully comply with providing U.S. domestic products at or above the approved U.S. domestic content percentage as approved by the FAA.
- d) To furnish U.S. domestic product for any waiver request that the FAA rejects.
- e) To refrain from seeking a waiver request after establishment of the contract, unless extenuating circumstances emerge that the FAA determines justified.

Required Documentation

Type 3 Waiver – The cost of components and subcomponents produced in the United States is more than 60 percent of the cost of all components and subcomponents of the “facility”. The required documentation for a Type 3 waiver is:

- a) Listing of all manufactured products that are not comprised of 100 percent U.S. domestic content (excludes products listed on the FAA Nationwide Buy American Waivers Issued listing and products excluded by Federal Acquisition Regulation Subpart 25.108; products of unknown origin must be considered as non-domestic products in their entirety).
- b) Cost of non-domestic components and subcomponents, excluding labor costs associated with final assembly and installation at project location.
- c) Percentage of non-domestic component and subcomponent cost as compared to total “facility” component and subcomponent costs, excluding labor costs associated with final assembly and installation at project location.

Type 4 Waiver – Total cost of project using U.S. domestic source product exceeds the total project cost using non-domestic product by 25 percent. The required documentation for a Type 4 of waiver is:

- a) Detailed cost information for total project using U.S. domestic product
- b) Detailed cost information for total project using non-domestic product

False Statements: Per 49 USC § 47126, this certification concerns a matter within the jurisdiction of the Federal Aviation Administration and the making of a false, fictitious or fraudulent certification may render the maker subject to prosecution under Title 18, United States Code.

Date

Signature

Company Name

Title

A4.2.3 Certificate of Buy American Compliance – Manufactured Product

Certificate of Buy American Compliance for Manufactured Products

As a matter of bid responsiveness, the bidder or offeror must complete, sign, date, and submit this certification statement with their proposal. The bidder or offeror must indicate how they intend to comply with 49 USC § 50101 by selecting one on the following certification statements. These statements are mutually exclusive. Bidder must select one or the other (not both) by inserting a checkmark (✓) or the letter “X”.

- Bidder or offeror hereby certifies that it will comply with 49 USC § 50101 by:
- a) Only installing steel and manufactured products produced in the United States;
 - b) Installing manufactured products for which the Federal Aviation Administration (FAA) has issued a waiver as indicated by inclusion on the current FAA Nationwide Buy American Waivers Issued listing; or
 - c) Installing products listed as an Excepted Article, Material or Supply in Federal Acquisition Regulation Subpart 25.108.

By selecting this certification statement, the bidder or offeror agrees:

1. To provide to the Owner evidence that documents the source and origin of the steel and manufactured product.
 2. To faithfully comply with providing U.S. domestic product.
 3. To furnish U.S. domestic product for any waiver request that the FAA rejects
 4. To refrain from seeking a waiver request after establishment of the contract, unless extenuating circumstances emerge that the FAA determines justified.
- The bidder or offeror hereby certifies it cannot comply with the 100 percent Buy American Preferences of 49 USC § 50101(a) but may qualify for either a Type 3 or Type 4 waiver under 49 USC § 50101(b). By selecting this certification statement, the apparent bidder or offeror with the apparent low bid agrees:
1. To the submit to the Owner within 15 calendar days of the bid opening, a formal waiver request and required documentation that supports the type of waiver being requested.
 2. That failure to submit the required documentation within the specified timeframe is cause for a non-responsive determination may result in rejection of the proposal.
 3. To faithfully comply with providing U.S. domestic products at or above the approved U.S. domestic content percentage as approved by the FAA.
 4. To refrain from seeking a waiver request after establishment of the contract, unless extenuating circumstances emerge that the FAA determines justified.

Required Documentation

Type 3 Waiver – The cost of the item components and subcomponents produced in the United States is more that 60 percent of the cost of all components and subcomponents of the “item”. The required documentation for a Type 3 waiver is:

- a) Listing of all product components and subcomponents that are not comprised of 100 percent U.S. domestic content (Excludes products listed on the FAA Nationwide Buy American Waivers Issued listing and products excluded by Federal Acquisition Regulation Subpart 25.108; products of unknown origin must be considered as non-domestic products in their entirety).
- b) Cost of non-domestic components and subcomponents, excluding labor costs associated with final assembly at place of manufacture.
- c) Percentage of non-domestic component and subcomponent cost as compared to total “item” component and subcomponent costs, excluding labor costs associated with final assembly at place of manufacture.

Type 4 Waiver – Total cost of project using U.S. domestic source product exceeds the total project cost using non-domestic product by 25 percent. The required documentation for a Type 4 of waiver is:

- a) Detailed cost information for total project using U.S. domestic product
- b) Detailed cost information for total project using non-domestic product

False Statements: Per 49 USC § 47126, this certification concerns a matter within the jurisdiction of the Federal Aviation Administration and the making of a false, fictitious or fraudulent certification may render the maker subject to prosecution under Title 18, United States Code.

Date

Signature

Company Name

Title

A5 CIVIL RIGHTS - GENERAL

A5.1 SOURCE

49 USC § 47123

A5.2 CONTRACT CLAUSE (Use the Correct Clause for the Situation)

A5.2.1 Clause that is used for Contracts

GENERAL CIVIL RIGHTS PROVISIONS

The Contractor agrees to comply with pertinent statutes, Executive Orders and such rules as are promulgated to ensure that no person shall, on the grounds of race, creed, color, national origin, sex, age, or disability be excluded from participating in any activity conducted with or benefiting from Federal assistance.

This provision binds the Contractor and subcontractors from the bid solicitation period through the completion of the contract. This provision is in addition to that required by Title VI of the Civil Rights Act of 1964.

A5.2.2 Clause that is used for Lease Agreements or Transfer Agreements

GENERAL CIVIL RIGHTS PROVISIONS

The (tenant/concessionaire/lessee) agrees to comply with pertinent statutes, Executive Orders and such rules as are promulgated to ensure that no person shall, on the grounds of race, creed, color, national origin, sex, age, or disability be excluded from participating in any activity conducted with or benefiting from Federal assistance. If the (tenant/concessionaire/lessee) transfers its obligation to another, the transferee is obligated in the same manner as the (tenant/concessionaire/lessor).

This provision obligates the (tenant/concessionaire/lessee) for the period during which the property is owned, used or possessed by the (tenant/concessionaire/lessee) and the airport remains obligated to the Federal Aviation Administration. This provision is in addition to that required by Title VI of the Civil Rights Act of 1964.

A6 CIVIL RIGHTS – TITLE VI ASSURANCE

A6.1 SOURCE

49 USC § 47123

FAA Order 1400.11

A6.1.1 Title VI Solicitation Notice

Title VI Solicitation Notice:

The **(Name of Sponsor)**, in accordance with the provisions of Title VI of the Civil Rights Act of 1964 (78 Stat. 252, 42 USC §§ 2000d to 2000d-4) and the Regulations, hereby notifies all bidders or offerors that it will affirmatively ensure that any contract entered into pursuant to this advertisement, [select disadvantaged business enterprises or airport concession disadvantaged business enterprises] will be afforded full and fair opportunity to submit bids in response to this invitation and will not be discriminated against on the grounds of race, color, or national origin in consideration for an award.

A6.2 CONTRACT CLAUSES

A6.2.1 Title VI Clauses for Compliance with Nondiscrimination Requirements

Compliance with Nondiscrimination Requirements:

During the performance of this contract, the Contractor, for itself, its assignees, and successors in interest (hereinafter referred to as the “Contractor”), agrees as follows:

1. **Compliance with Regulations:** The Contractor (hereinafter includes consultants) will comply with the Title VI List of Pertinent Nondiscrimination Acts and Authorities, as they may be amended from time to time, which are herein incorporated by reference and made a part of this contract.
2. **Nondiscrimination:** The Contractor, with regard to the work performed by it during the contract, will not discriminate on the grounds of race, color, or national origin in the selection and retention of subcontractors, including procurements of materials and leases of equipment. The Contractor will not participate directly or indirectly in the discrimination prohibited by the Nondiscrimination Acts and Authorities, including employment practices when the contract covers any activity, project, or program set forth in Appendix B of 49 CFR part 21.
3. **Solicitations for Subcontracts, including Procurements of Materials and Equipment:** In all solicitations, either by competitive bidding or negotiation made by the Contractor for work to be performed under a subcontract, including procurements of materials, or leases of equipment, each potential subcontractor or supplier will be notified by the Contractor of the contractor’s obligations under this contract and the Nondiscrimination Acts and Authorities on the grounds of race, color, or national origin.
4. **Information and Reports:** The Contractor will provide all information and reports required by the Acts, the Regulations, and directives issued pursuant thereto and will permit access to its books, records, accounts, other sources of information, and its facilities as may be determined by the sponsor or the Federal Aviation Administration to be pertinent to ascertain compliance with such Nondiscrimination Acts and Authorities and instructions. Where any information required of a contractor is in the exclusive possession of another who fails or refuses to furnish the information, the Contractor will so certify to the sponsor or the Federal Aviation Administration, as appropriate, and will set forth what efforts it has made to obtain the information.
5. **Sanctions for Noncompliance:** In the event of a Contractor’s noncompliance with the non-discrimination provisions of this contract, the sponsor will impose such contract sanctions as it or the Federal Aviation Administration may determine to be appropriate, including, but not limited to:
 - a. Withholding payments to the Contractor under the contract until the Contractor complies; and/or
 - b. Cancelling, terminating, or suspending a contract, in whole or in part.
6. **Incorporation of Provisions:** The Contractor will include the provisions of paragraphs one through six in every subcontract, including procurements of materials and leases of equipment, unless exempt by the Acts, the Regulations, and directives issued pursuant thereto. The Contractor will take action with respect to any subcontract or procurement as the sponsor or the Federal Aviation Administration may direct as a means of enforcing such

provisions including sanctions for noncompliance. Provided, that if the Contractor becomes involved in, or is threatened with litigation by a subcontractor, or supplier because of such direction, the Contractor may request the sponsor to enter into any litigation to protect the interests of the sponsor. In addition, the Contractor may request the United States to enter into the litigation to protect the interests of the United States.

A6.2.2 Title VI List of Pertinent Nondiscrimination Acts and Authorities

Title VI List of Pertinent Nondiscrimination Acts and Authorities

During the performance of this contract, the Contractor, for itself, its assignees, and successors in interest (hereinafter referred to as the “Contractor”) agrees to comply with the following non-discrimination statutes and authorities; including but not limited to:

- Title VI of the Civil Rights Act of 1964 (42 USC § 2000d *et seq.*, 78 stat. 252) (prohibits discrimination on the basis of race, color, national origin);
- 49 CFR part 21 (Non-discrimination in Federally-assisted programs of the Department of Transportation—Effectuation of Title VI of the Civil Rights Act of 1964);
- The Uniform Relocation Assistance and Real Property Acquisition Policies Act of 1970, (42 USC § 4601) (prohibits unfair treatment of persons displaced or whose property has been acquired because of Federal or Federal-aid programs and projects);
- Section 504 of the Rehabilitation Act of 1973 (29 USC § 794 *et seq.*), as amended (prohibits discrimination on the basis of disability); and 49 CFR part 27;
- The Age Discrimination Act of 1975, as amended (42 USC § 6101 *et seq.*) (prohibits discrimination on the basis of age);
- Airport and Airway Improvement Act of 1982 (49 USC § 471, Section 47123), as amended (prohibits discrimination based on race, creed, color, national origin, or sex);
- The Civil Rights Restoration Act of 1987 (PL 100-209) (broadened the scope, coverage and applicability of Title VI of the Civil Rights Act of 1964, the Age Discrimination Act of 1975 and Section 504 of the Rehabilitation Act of 1973, by expanding the definition of the terms “programs or activities” to include all of the programs or activities of the Federal-aid recipients, sub-recipients and contractors, whether such programs or activities are Federally funded or not);
- Titles II and III of the Americans with Disabilities Act of 1990, which prohibit discrimination on the basis of disability in the operation of public entities, public and private transportation systems, places of public accommodation, and certain testing entities (42 USC §§ 12131 – 12189) as implemented by U.S. Department of Transportation regulations at 49 CFR parts 37 and 38;
- The Federal Aviation Administration’s Nondiscrimination statute (49 USC § 47123) (prohibits discrimination on the basis of race, color, national origin, and sex);
- Executive Order 12898, Federal Actions to Address Environmental Justice in Minority Populations and Low-Income Populations, which ensures nondiscrimination against minority populations by discouraging programs, policies, and activities with disproportionately high and adverse human health or environmental effects on minority and low-income populations;
- Executive Order 13166, Improving Access to Services for Persons with Limited English Proficiency, and resulting agency guidance, national origin discrimination includes discrimination because of limited English proficiency (LEP). To ensure compliance with Title VI, you must take reasonable steps to ensure that LEP persons have meaningful access to your programs (70 Fed. Reg. at 74087 to 74100);

- Title IX of the Education Amendments of 1972, as amended, which prohibits you from discriminating because of sex in education programs or activities (20 USC 1681 et seq).

A7 CLEAN AIR AND WATER POLLUTION CONTROL

A7.1 SOURCE

2 CFR § 200, Appendix II(G)

A7.2 CONTRACT CLAUSE

CLEAN AIR AND WATER POLLUTION CONTROL

Contractor agrees to comply with all applicable standards, orders, and regulations issued pursuant to the Clean Air Act (42 USC § 740-7671q) and the Federal Water Pollution Control Act as amended (33 USC § 1251-1387). The Contractor agrees to report any violation to the Owner immediately upon discovery. The Owner assumes responsibility for notifying the Environmental Protection Agency (EPA) and the Federal Aviation Administration.

Contractor must include this requirement in all subcontracts that exceeds \$150,000.

A8 CONTRACT WORKHOURS AND SAFETY STANDARDS ACT REQUIREMENTS

A8.1 SOURCE

2 CFR § 200, Appendix II(E)

A8.2 CONTRACT CLAUSE

CONTRACT WORKHOURS AND SAFETY STANDARDS ACT REQUIREMENTS

1. Overtime Requirements.

No contractor or subcontractor contracting for any part of the contract work which may require or involve the employment of laborers or mechanics shall require or permit any such laborer or mechanic, including watchmen and guards, in any workweek in which he or she is employed on such work to work in excess of forty hours in such workweek unless such laborer or mechanic receives compensation at a rate not less than one and one-half times the basic rate of pay for all hours worked in excess of forty hours in such workweek.

2. Violation; Liability for Unpaid Wages; Liquidated Damages.

In the event of any violation of the clause set forth in paragraph (1) of this clause, the Contractor and any subcontractor responsible therefor shall be liable for the unpaid wages. In addition, such contractor and subcontractor shall be liable to the United States (in the case of work done under contract for the District of Columbia or a territory, to such District or to such territory), for liquidated damages. Such liquidated damages shall be computed with respect to each individual laborer or mechanic, including watchmen and guards, employed in violation of the clause set forth in paragraph (1) of this clause, in the sum of \$10 for each calendar day on which such individual was required or permitted to work in excess of the standard workweek of forty hours without payment of the overtime wages required by the clause set forth in paragraph (1) of this clause.

3. Withholding for Unpaid Wages and Liquidated Damages.

The Federal Aviation Administration (FAA) or the Owner shall upon its own action or upon written request of an authorized representative of the Department of Labor withhold or cause to be withheld, from any moneys payable on account of work performed by the contractor or subcontractor under any such contract or any other Federal contract with the same prime contractor, or any other federally assisted contract subject to the Contract Work Hours and Safety Standards Act, which is held by the same prime contractor, such sums as may be determined to be necessary to satisfy any liabilities of such contractor or subcontractor for unpaid wages and liquidated damages as provided in the clause set forth in paragraph (2) of this clause.

4. Subcontractors.

The Contractor or subcontractor shall insert in any subcontracts the clauses set forth in paragraphs (1) through (4) and also a clause requiring the subcontractor to include these clauses in any lower tier subcontracts. The prime contractor shall be responsible for compliance by any subcontractor or lower tier subcontractor with the clauses set forth in paragraphs (1) through (4) of this clause.

A9 COPELAND “ANTI-KICKBACK” ACT

A9.1 SOURCE

2 CFR § 200, Appendix II(D)

29 CFR Parts 3 and 5

A9.2 CONTRACT CLAUSE

COPELAND “ANTI-KICKBACK” ACT

Contractor must comply with the requirements of the Copeland “Anti-Kickback” Act (18 USC 874 and 40 USC 3145), as supplemented by Department of Labor regulation 29 CFR part 3. Contractor and subcontractors are prohibited from inducing, by any means, any person employed on the project to give up any part of the compensation to which the employee is entitled. The Contractor and each Subcontractor must submit to the Owner, a weekly statement on the wages paid to each employee performing on covered work during the prior week. Owner must report any violations of the Act to the Federal Aviation Administration.

A10 DAVIS-BACON REQUIREMENTS

A10.1 SOURCE

2 CFR § 200, Appendix II(D)

29 CFR Part 5

A10.2 CONTRACT CLAUSE

DAVIS-BACON REQUIREMENTS

1. Minimum Wages.

(i) All laborers and mechanics employed or working upon the site of the work will be paid unconditionally and not less often than once a week, and without subsequent deduction or rebate on any account (except such payroll deductions as are permitted by the Secretary of Labor under the Copeland Act (29 CFR Part 3)), the full amount of wages and bona fide fringe benefits (or cash equivalent thereof) due at time of payment computed at rates not less than those contained in the wage determination of the Secretary of Labor which is attached hereto and made a part hereof, regardless of any contractual relationship which may be alleged to exist between the Contractor and such laborers and mechanics.

Contributions made or costs reasonably anticipated for bona fide fringe benefits under section 1(b)(2) of the Davis-Bacon Act on behalf of laborers or mechanics are considered wages paid to such laborers or mechanics, subject to the provisions of paragraph (1)(iv) of this section; also, regular contributions made or costs incurred for more than a weekly period (but not less often than quarterly) under plans, funds, or programs which cover the particular weekly period, are deemed to be constructively made or incurred during such weekly period. Such laborers and mechanics shall be paid the appropriate wage rate and fringe benefits on the wage determination for the classification of work actually performed, without regard to skill, except as provided in 29 CFR Part 5.5(a)(4). Laborers or mechanics performing work in more than one classification may be compensated at the rate specified for each classification for the time actually worked therein: *Provided* that the employer's payroll records accurately set forth the time spent in each classification in which work is performed. The wage determination (including any additional classification and wage rates conformed under (1)(ii) of this section) and the Davis-Bacon poster (WH-1321) shall be posted at all times by the Contractor and its subcontractors at the site of the work in a prominent and accessible place where it can easily be seen by the workers.

(ii)(A) The contracting officer shall require that any class of laborers or mechanics, including helpers, which is not listed in the wage determination and which is to be employed under the contract shall be classified in conformance with the wage determination. The contracting officer shall approve an additional classification and wage rate and fringe benefits therefore only when the following criteria have been met:

- (1) The work to be performed by the classification requested is not performed by a classification in the wage determination;
- (2) The classification is utilized in the area by the construction industry; and

(3) The proposed wage rate, including any bona fide fringe benefits, bears a reasonable relationship to the wage rates contained in the wage determination.

(B) If the Contractor and the laborers and mechanics to be employed in the classification (if known), or their representatives, and the contracting officer agree on the classification and wage rate (including the amount designated for fringe benefits where appropriate), a report of the action taken shall be sent by the contracting officer to the Administrator of the Wage and Hour Division, Employment Standards Administration, U.S. Department of Labor, Washington, DC 20210. The Administrator, or an authorized representative, will approve, modify, or disapprove every additional classification action within 30 days of receipt and so advise the contracting officer or will notify the contracting officer within the 30-day period that additional time is necessary.

(C) In the event the Contractor, the laborers, or mechanics to be employed in the classification, or their representatives, and the contracting officer do not agree on the proposed classification and wage rate (including the amount designated for fringe benefits where appropriate), the contracting officer shall refer the questions, including the views of all interested parties and the recommendation of the contracting officer, to the Administrator for determination. The Administrator, or an authorized representative, will issue a determination within 30 days of receipt and so advise the contracting officer or will notify the contracting officer within the 30-day period that additional time is necessary.

(D) The wage rate (including fringe benefits where appropriate) determined pursuant to subparagraphs (1)(ii) (B) or (C) of this paragraph, shall be paid to all workers performing work in the classification under this contract from the first day on which work is performed in the classification.

(iii) Whenever the minimum wage rate prescribed in the contract for a class of laborers or mechanics includes a fringe benefit which is not expressed as an hourly rate, the contractor shall either pay the benefit as stated in the wage determination or shall pay another bona fide fringe benefit or an hourly cash equivalent thereof.

(iv) If the Contractor does not make payments to a trustee or other third person, the Contractor may consider as part of the wages of any laborer or mechanic the amount of any costs reasonably anticipated in providing bona fide fringe benefits under a plan or program: *Provided* that the Secretary of Labor has found, upon the written request of the Contractor, that the applicable standards of the Davis-Bacon Act have been met. The Secretary of Labor may require the Contractor to set aside in a separate account assets for the meeting of obligations under the plan or program.

2. Withholding.

The Federal Aviation Administration or the sponsor shall upon its own action or upon written request of an authorized representative of the Department of Labor withhold or cause to be withheld from the Contractor under this contract or any other Federal contract with the same prime contractor, or any other federally-assisted contract subject to Davis-Bacon prevailing wage requirements, which is held by the same prime contractor, so much of the accrued payments or advances as may be considered necessary to pay laborers and mechanics, including apprentices, trainees, and helpers, employed by the Contractor or any subcontractor the full amount of wages required by the contract. In the event of failure to pay any laborer or mechanic, including any apprentice, trainee, or helper, employed or working on the site of work, all or part of the wages required by the contract, the Federal Aviation Administration may, after written notice to the Contractor, Sponsor, Applicant, or Owner, take such action as may be necessary to

cause the suspension of any further payment, advance, or guarantee of funds until such violations have ceased.

3. Payrolls and Basic Records.

(i) Payrolls and basic records relating thereto shall be maintained by the Contractor during the course of the work and preserved for a period of three years thereafter for all laborers and mechanics working at the site of the work. Such records shall contain the name, address, and social security number of each such worker; his or her correct classification; hourly rates of wages paid (including rates of contributions or costs anticipated for bona fide fringe benefits or cash equivalents thereof of the types described in 1(b)(2)(B) of the Davis-Bacon Act); daily and weekly number of hours worked; deductions made; and actual wages paid. Whenever the Secretary of Labor has found under 29 CFR 5.5(a)(1)(iv) that the wages of any laborer or mechanic include the amount of any costs reasonably anticipated in providing benefits under a plan or program described in section 1(b)(2)(B) of the Davis-Bacon Act, the Contractor shall maintain records that show that the commitment to provide such benefits is enforceable, that the plan or program is financially responsible, and that the plan or program has been communicated in writing to the laborers or mechanics affected, and that show the costs anticipated or the actual costs incurred in providing such benefits. Contractors employing apprentices or trainees under approved programs shall maintain written evidence of the registration of apprenticeship programs and certification of trainee programs, the registration of the apprentices and trainees, and the ratios and wage rates prescribed in the applicable programs.

(ii)(A) The Contractor shall submit weekly for each week in which any contract work is performed a copy of all payrolls to the Federal Aviation Administration if the agency is a party to the contract, but if the agency is not such a party, the Contractor will submit the payrolls to the applicant, Sponsor, or Owner, as the case may be, for transmission to the Federal Aviation Administration. The payrolls submitted shall set out accurately and completely all of the information required to be maintained under 29 CFR 5.5(a)(3)(i), except that full social security numbers and home addresses shall not be included on weekly transmittals. Instead the payrolls shall only need to include an individually identifying number for each employee (*e.g.* the last four digits of the employee's social security number). The required weekly payroll information may be submitted in any form desired. Optional Form WH-347 is available for this purpose from the Wage and Hour Division Web site at www.dol.gov/whd/forms/wh347instr.htm or its successor site. The prime contractor is responsible for the submission of copies of payrolls by all subcontractors. Contractors and subcontractors shall maintain the full social security number and current address of each covered worker and shall provide them upon request to the Federal Aviation Administration if the agency is a party to the contract, but if the agency is not such a party, the Contractor will submit them to the applicant, sponsor, or Owner, as the case may be, for transmission to the Federal Aviation Administration, the Contractor, or the Wage and Hour Division of the Department of Labor for purposes of an investigation or audit of compliance with prevailing wage requirements. It is not a violation of this section for a prime contractor to require a subcontractor to provide addresses and social security numbers to the prime contractor for its own records, without weekly submission to the sponsoring government agency (or the applicant, Sponsor, or Owner).

(B) Each payroll submitted shall be accompanied by a "Statement of Compliance," signed by the Contractor or subcontractor or his or her agent who pays or supervises the payment of the persons employed under the contract and shall certify the following:

(1) The payroll for the payroll period contains the information required to be provided under 29 CFR § 5.5(a)(3)(ii), the appropriate information is being maintained under 29 CFR § 5.5 (a)(3)(i), and that such information is correct and complete;

(2) Each laborer and mechanic (including each helper, apprentice, and trainee) employed on the contract during the payroll period has been paid the full weekly wages earned, without rebate, either directly or indirectly, and that no deductions have been made either directly or indirectly from the full wages earned, other than permissible deductions as set forth in Regulations 29 CFR Part 3;

(3) Each laborer or mechanic has been paid not less than the applicable wage rates and fringe benefits or cash equivalents for the classification of work performed, as specified in the applicable wage determination incorporated into the contract.

(C) The weekly submission of a properly executed certification set forth on the reverse side of Optional Form WH-347 shall satisfy the requirement for submission of the "Statement of Compliance" required by paragraph (3)(ii)(B) of this section.

(D) The falsification of any of the above certifications may subject the Contractor or subcontractor to civil or criminal prosecution under Section 1001 of Title 18 and Section 231 of Title 31 of the United States Code.

(iii) The Contractor or subcontractor shall make the records required under paragraph (3)(i) of this section available for inspection, copying, or transcription by authorized representatives of the sponsor, the Federal Aviation Administration, or the Department of Labor and shall permit such representatives to interview employees during working hours on the job. If the Contractor or subcontractor fails to submit the required records or to make them available, the Federal agency may, after written notice to the Contractor, Sponsor, applicant, or Owner, take such action as may be necessary to cause the suspension of any further payment, advance, or guarantee of funds. Furthermore, failure to submit the required records upon request or to make such records available may be grounds for debarment action pursuant to 29 CFR 5.12.

4. Apprentices and Trainees.

(i) Apprentices. Apprentices will be permitted to work at less than the predetermined rate for the work they performed when they are employed pursuant to and individually registered in a bona fide apprenticeship program registered with the U.S. Department of Labor, Employment and Training Administration, Bureau of Apprenticeship and Training, or with a State Apprenticeship Agency recognized by the Bureau, or if a person is employed in his or her first 90 days of probationary employment as an apprentice in such an apprenticeship program, who is not individually registered in the program, but who has been certified by the Bureau of Apprenticeship and Training or a State Apprenticeship Agency (where appropriate) to be eligible for probationary employment as an apprentice. The allowable ratio of apprentices to journeymen on the job site in any craft classification shall not be greater than the ratio permitted to the contractor as to the entire work force under the registered program. Any worker listed on a payroll at an apprentice wage rate, who is not registered or

otherwise employed as stated above, shall be paid not less than the applicable wage rate on the wage determination for the classification of work actually performed. In addition, any apprentice performing work on the job site in excess of the ratio permitted under the registered program shall be paid not less than the applicable wage rate on the wage determination for the work actually performed. Where a contractor is performing construction on a project in a locality other than that in which its program is registered, the ratios and wage rates (expressed in percentages of the journeyman's hourly rate) specified in the Contractor's or subcontractor's registered program shall be observed. Every apprentice must be paid at not less than the rate specified in the registered program for the apprentice's level of progress, expressed as a percentage of the journeymen hourly rate specified in the applicable wage determination. Apprentices shall be paid fringe benefits in accordance with the provisions of the apprenticeship program. If the apprenticeship program does not specify fringe benefits, apprentices must be paid the full amount of fringe benefits listed on the wage determination for the applicable classification. If the Administrator determines that a different practice prevails for the applicable apprentice classification, fringes shall be paid in accordance with that determination. In the event the Bureau of Apprenticeship and Training, or a State Apprenticeship Agency recognized by the Bureau, withdraws approval of an apprenticeship program, the Contractor will no longer be permitted to utilize apprentices at less than the applicable predetermined rate for the work performed until an acceptable program is approved.

(ii) Trainees. Except as provided in 29 CFR 5.16, trainees will not be permitted to work at less than the predetermined rate for the work performed unless they are employed pursuant to and individually registered in a program which has received prior approval, evidenced by formal certification by the U.S. Department of Labor, Employment and Training Administration. The ratio of trainees to journeymen on the job site shall not be greater than permitted under the plan approved by the Employment and Training Administration. Every trainee must be paid at not less than the rate specified in the approved program for the trainee's level of progress, expressed as a percentage of the journeyman hourly rate specified in the applicable wage determination. Trainees shall be paid fringe benefits in accordance with the provisions of the trainee program. If the trainee program does not mention fringe benefits, trainees shall be paid the full amount of fringe benefits listed on the wage determination unless the Administrator of the Wage and Hour Division determines that there is an apprenticeship program associated with the corresponding journeyman wage rate on the wage determination that provides for less than full fringe benefits for apprentices. Any employee listed on the payroll at a trainee rate that is not registered and participating in a training plan approved by the Employment and Training Administration shall be paid not less than the applicable wage rate on the wage determination for the classification of work actually performed. In addition, any trainee performing work on the job site in excess of the ratio permitted under the registered program shall be paid not less than the applicable wage rate on the wage determination for the work actually performed. In the event the Employment and Training Administration withdraws approval of a training program, the Contractor will no longer be permitted to utilize trainees at less than the applicable predetermined rate for the work performed until an acceptable program is approved.

(iii) Equal Employment Opportunity. The utilization of apprentices, trainees, and journeymen under this part shall be in conformity with the equal employment opportunity requirements of Executive Order 11246, as amended, and 29 CFR Part 30.

5. Compliance with Copeland Act Requirements.

The Contractor shall comply with the requirements of 29 CFR Part 3, which are incorporated by reference in this contract.

6. Subcontracts.

The Contractor or subcontractor shall insert in any subcontracts the clauses contained in 29 CFR Part 5.5(a)(1) through (10) and such other clauses as the Federal Aviation Administration may by appropriate instructions require, and also a clause requiring the subcontractors to include these clauses in any lower tier subcontracts. The prime contractor shall be responsible for the compliance by any subcontractor or lower tier subcontractor with all the contract clauses in 29 CFR Part 5.5.

7. Contract Termination: Debarment.

A breach of the contract clauses in paragraph 1 through 10 of this section may be grounds for termination of the contract, and for debarment as a contractor and a subcontractor as provided in 29 CFR 5.12.

8. Compliance with Davis-Bacon and Related Act Requirements.

All rulings and interpretations of the Davis-Bacon and Related Acts contained in 29 CFR Parts 1, 3, and 5 are herein incorporated by reference in this contract.

9. Disputes Concerning Labor Standards.

Disputes arising out of the labor standards provisions of this contract shall not be subject to the general disputes clause of this contract. Such disputes shall be resolved in accordance with the procedures of the Department of Labor set forth in 29 CFR Parts 5, 6, and 7. Disputes within the meaning of this clause include disputes between the Contractor (or any of its subcontractors) and the contracting agency, the U.S. Department of Labor, or the employees or their representatives.

10. Certification of Eligibility.

(i) By entering into this contract, the Contractor certifies that neither it (nor he or she) nor any person or firm who has an interest in the Contractor's firm is a person or firm ineligible to be awarded Government contracts by virtue of section 3(a) of the Davis-Bacon Act or 29 CFR 5.12(a)(1).

(ii) No part of this contract shall be subcontracted to any person or firm ineligible for award of a Government contract by virtue of section 3(a) of the Davis-Bacon Act or 29 CFR 5.12(a)(1).

(iii) The penalty for making false statements is prescribed in the U.S. Criminal Code, 18 USC 1001.

A11 DEBARMENT AND SUSPENSION

A11.1 SOURCE

2 CFR part 180 (Subpart C)

2 CFR part 1200

DOT Order 4200.5

A11.2 SOLICITATION CLAUSE

A11.2.1 Bidder or Offeror Certification

CERTIFICATION OF OFFERER/BIDDER REGARDING DEBARMENT

By submitting a bid/proposal under this solicitation, the bidder or offeror certifies that neither it nor its principals are presently debarred or suspended by any Federal department or agency from participation in this transaction.

A11.2.2 Lower Tier Contract Certification

CERTIFICATION OF LOWER TIER CONTRACTORS REGARDING DEBARMENT

The successful bidder, by administering each lower tier subcontract that exceeds \$25,000 as a “covered transaction”, must verify each lower tier participant of a “covered transaction” under the project is not presently debarred or otherwise disqualified from participation in this federally assisted project. The successful bidder will accomplish this by:

1. Checking the System for Award Management at website: <http://www.sam.gov>.
2. Collecting a certification statement similar to the Certification of Offerer /Bidder Regarding Debarment, above.
3. Inserting a clause or condition in the covered transaction with the lower tier contract.

If the Federal Aviation Administration later determines that a lower tier participant failed to disclose to a higher tier participant that it was excluded or disqualified at the time it entered the covered transaction, the FAA may pursue any available remedies, including suspension and debarment of the non-compliant participant.

A12 DISADVANTAGED BUSINESS ENTERPRISE

A12.1 SOURCE

49 CFR part 26

A12.2 REQUIRED PROVISIONS

A12.2.1 Solicitation Language (Solicitations that include a Project Goal)

Information Submitted as a matter of bidder responsiveness:

The Owner's award of this contract is conditioned upon Bidder or Offeror satisfying the good faith effort requirements of 49 CFR §26.53.

As a condition of bid responsiveness, the Bidder or Offeror must submit the following information with its proposal on the forms provided herein:

- 1) The names and addresses of Disadvantaged Business Enterprise (DBE) firms that will participate in the contract;
- 2) A description of the work that each DBE firm will perform;
- 3) The dollar amount of the participation of each DBE firm listed under (1)
- 4) Written statement from Bidder or Offeror that attests their commitment to use the DBE firm(s) listed under (1) to meet the Owner's project goal; and
- 5) If Bidder or Offeror cannot meet the advertised project DBE goal, evidence of good faith efforts undertaken by the Bidder or Offeror as described in appendix A to 49 CFR part 26.

Information submitted as a matter of bidder responsibility:

The Owner's award of this contract is conditioned upon Bidder or Offeror satisfying the good faith effort requirements of 49 CFR §26.53.

The successful Bidder or Offeror must provide written confirmation of participation from each of the DBE firms the Bidder or Offeror lists in its commitment within five days after bid opening.

- 1) The names and addresses of Disadvantaged Business Enterprise (DBE) firms that will participate in the contract;
- 2) A description of the work that each DBE firm will perform;
- 3) The dollar amount of the participation of each DBE firm listed under (1)
- 4) Written statement from Bidder or Offeror that attests their commitment to use the DBE firm(s) listed under (1) to meet the Owner's project goal; and
- 5) If Bidder or Offeror cannot meet the advertised project DBE goal, evidence of good faith efforts undertaken by the Bidder or Offeror as described in appendix A to 49 CFR part 26.

A12.2.2 Solicitation Language (Race/Gender Neutral Means)

The requirements of 49 CFR part 26 apply to this contract. It is the policy of the [Insert Name of Owner] to practice nondiscrimination based on race, color, sex, or national origin in the award or

performance of this contract. The Owner encourages participation by all firms qualifying under this solicitation regardless of business size or ownership.

A12.2.3 Prime Contracts (Projects Covered by a DBE Program)

DISADVANTAGED BUSINESS ENTERPRISES

Contract Assurance (§ 26.13) –

The Contractor or subcontractor shall not discriminate on the basis of race, color, national origin, or sex in the performance of this contract. The Contractor shall carry out applicable requirements of 49 CFR part 26 in the award and administration of Department of Transportation-assisted contracts. Failure by the Contractor to carry out these requirements is a material breach of this contract, which may result in the termination of this contract or such other remedy as the Owner deems appropriate, which may include, but is not limited to:

- 1) Withholding monthly progress payments;
- 2) Assessing sanctions;
- 3) Liquidated damages; and/or
- 4) Disqualifying the Contractor from future bidding as non-responsible.

Prompt Payment (§26.29) – The prime contractor agrees to pay each subcontractor under this prime contract for satisfactory performance of its contract no later than **30** days from the receipt of each payment the prime contractor receives from the Owner. The prime contractor agrees further to return retainage payments to each subcontractor within **30** days after the subcontractor's work is satisfactorily completed. Any delay or postponement of payment from the above referenced time frame may occur only for good cause following written approval of the Federal Aviation Administration. This clause applies to both DBE and non-DBE subcontractors.

A13 DISTRACTED DRIVING

A13.1 SOURCE

Executive Order 13513

DOT Order 3902.10

A13.2 CONTRACT CLAUSE

TEXTING WHEN DRIVING

In accordance with Executive Order 13513, “Federal Leadership on Reducing Text Messaging While Driving”, (10/1/2009) and DOT Order 3902.10, “Text Messaging While Driving”, (12/30/2009), the Federal Aviation Administration encourages recipients of Federal grant funds to adopt and enforce safety policies that decrease crashes by distracted drivers, including policies to ban text messaging while driving when performing work related to a grant or subgrant.

In support of this initiative, the Owner encourages the Contractor to promote policies and initiatives for its employees and other work personnel that decrease crashes by distracted drivers, including policies that ban text messaging while driving motor vehicles while performing work activities associated with the project. The Contractor must include the substance of this clause in all sub-tier contracts exceeding \$3,500 that involve driving a motor vehicle in performance of work activities associated with the project.

A14 ENERGY CONSERVATION REQUIREMENTS

A14.1 SOURCE

2 CFR § 200, Appendix II(H)

A14.2 CONTRACT CLAUSE

ENERGY CONSERVATION REQUIREMENTS

Contractor and Subcontractor agree to comply with mandatory standards and policies relating to energy efficiency as contained in the state energy conservation plan issued in compliance with the Energy Policy and Conservation Act (42 USC 6201*et seq.*).

A15 EQUAL EMPLOYEMENT OPPORTUNITY (EEO)

A15.1 SOURCE

2 CFR 200, Appendix II(C)

41 CFR § 60-1.4

41 CFR § 60-4.3

Executive Order 11246

A15.2 MANDATORY CONTRACT CLAUSE

A15.2.1 EEO Contract Clause

EQUAL OPPORTUNITY CLAUSE

During the performance of this contract, the Contractor agrees as follows:

(1) The Contractor will not discriminate against any employee or applicant for employment because of race, color, religion, sex, or national origin. The Contractor will take affirmative action to ensure that applicants are employed, and that employees are treated during employment, without regard to their race, color, religion, sex, sexual orientation, gender identify, or national origin. Such action shall include, but not be limited to, the following: employment, upgrading, demotion, or transfer; recruitment or recruitment advertising; layoff, or termination; rates of pay or other forms of compensation; and selection for training, including apprenticeship. The Contractor agrees to post in conspicuous places, available to employees and applicants for employment, notices to be provided setting forth the provisions of this nondiscrimination clause.

(2) The Contractor will, in all solicitations or advertisements for employees placed by or on behalf of the Contractor, state that all qualified applicants will receive considerations for employment without regard to race, color, religion, sex, or national origin.

(3) The Contractor will send to each labor union or representative of workers with which it has a collective bargaining agreement or other contract or understanding, a notice to be provided advising the said labor union or workers' representatives of the Contractor's commitments under this section and shall post copies of the notice in conspicuous places available to employees and applicants for employment.

(4) The Contractor will comply with all provisions of Executive Order 11246 of September 24, 1965, and of the rules, regulations, and relevant orders of the Secretary of Labor.

(5) The Contractor will furnish all information and reports required by Executive Order 11246 of September 24, 1965, and by rules, regulations, and orders of the Secretary of Labor, or pursuant thereto, and will permit access to his books, records, and accounts by the administering agency and the Secretary of Labor for purposes of investigation to ascertain compliance with such rules, regulations, and orders.

(6) In the event of the Contractor's noncompliance with the nondiscrimination clauses of this contract or with any of the said rules, regulations, or orders, this contract may be canceled, terminated, or

suspended in whole or in part and the Contractor may be declared ineligible for further Government contracts or federally assisted construction contracts in accordance with procedures authorized in Executive Order 11246 of September 24, 1965, and such other sanctions may be imposed and remedies invoked as provided in Executive Order 11246 of September 24, 1965, or by rule, regulation, or order of the Secretary of Labor, or as otherwise provided by law.

(7) The Contractor will include the portion of the sentence immediately preceding paragraph (1) and the provisions of paragraphs (1) through (7) in every subcontract or purchase order unless exempted by rules, regulations, or orders of the Secretary of Labor issued pursuant to section 204 of Executive Order 11246 of September 24, 1965, so that such provisions will be binding upon each subcontractor or vendor. The Contractor will take such action with respect to any subcontract or purchase order as the administering agency may direct as a means of enforcing such provisions, including sanctions for noncompliance: *Provided, however*, that in the event a contractor becomes involved in, or is threatened with, litigation with a subcontractor or vendor as a result of such direction by the administering agency the Contractor may request the United States to enter into such litigation to protect the interests of the United States.

A15.2.2 EEO Specification

STANDARD FEDERAL EQUAL EMPLOYMENT OPPORTUNITY CONSTRUCTION CONTRACT SPECIFICATIONS

1. As used in these specifications:

- a. "Covered area" means the geographical area described in the solicitation from which this contract resulted;
- b. "Director" means Director, Office of Federal Contract Compliance Programs (OFCCP), U.S. Department of Labor, or any person to whom the Director delegates authority;
- c. "Employer identification number" means the Federal social security number used on the Employer's Quarterly Federal Tax Return, U.S. Treasury Department Form 941;
- d. "Minority" includes:
 - (1) Black (all persons having origins in any of the Black African racial groups not of Hispanic origin);
 - (2) Hispanic (all persons of Mexican, Puerto Rican, Cuban, Central or South American, or other Spanish culture or origin regardless of race);
 - (3) Asian and Pacific Islander (all persons having origins in any of the original peoples of the Far East, Southeast Asia, the Indian Subcontinent, or the Pacific Islands); and
 - (4) American Indian or Alaskan native (all persons having origins in any of the original peoples of North America and maintaining identifiable tribal affiliations through membership and participation or community identification).

2. Whenever the Contractor, or any subcontractor at any tier, subcontracts a portion of the work involving any construction trade, it shall physically include in each subcontract in excess of \$10,000 the

provisions of these specifications and the Notice which contains the applicable goals for minority and female participation and which is set forth in the solicitations from which this contract resulted.

3. If the Contractor is participating (pursuant to 41 CFR part 60-4.5) in a Hometown Plan approved by the U.S. Department of Labor in the covered area either individually or through an association, its affirmative action obligations on all work in the Plan area (including goals and timetables) shall be in accordance with that Plan for those trades which have unions participating in the Plan. Contractors shall be able to demonstrate their participation in and compliance with the provisions of any such Hometown Plan. Each contractor or subcontractor participating in an approved plan is individually required to comply with its obligations under the EEO clause and to make a good faith effort to achieve each goal under the Plan in each trade in which it has employees. The overall good faith performance by other contractors or subcontractors toward a goal in an approved Plan does not excuse any covered contractor's or subcontractor's failure to take good faith efforts to achieve the Plan goals and timetables.

4. The Contractor shall implement the specific affirmative action standards provided in paragraphs 7a through 7p of these specifications. The goals set forth in the solicitation from which this contract resulted are expressed as percentages of the total hours of employment and training of minority and female utilization the Contractor should reasonably be able to achieve in each construction trade in which it has employees in the covered area. Covered construction contractors performing construction work in a geographical area where they do not have a Federal or federally assisted construction contract shall apply the minority and female goals established for the geographical area where the work is being performed. Goals are published periodically in the Federal Register in notice form, and such notices may be obtained from any Office of Federal Contract Compliance Programs office or from Federal procurement contracting officers. The Contractor is expected to make substantially uniform progress in meeting its goals in each craft during the period specified.

5. Neither the provisions of any collective bargaining agreement nor the failure by a union with whom the Contractor has a collective bargaining agreement to refer either minorities or women shall excuse the Contractor's obligations under these specifications, Executive Order 11246, or the regulations promulgated pursuant thereto.

6. In order for the non-working training hours of apprentices and trainees to be counted in meeting the goals, such apprentices and trainees shall be employed by the Contractor during the training period and the Contractor shall have made a commitment to employ the apprentices and trainees at the completion of their training, subject to the availability of employment opportunities. Trainees shall be trained pursuant to training programs approved by the U.S. Department of Labor.

7. The Contractor shall take specific affirmative actions to ensure equal employment opportunity. The evaluation of the Contractor's compliance with these specifications shall be based upon its effort to achieve maximum results from its actions. The Contractor shall document these efforts fully and shall implement affirmative action steps at least as extensive as the following:

- a. Ensure and maintain a working environment free of harassment, intimidation, and coercion at all sites, and in all facilities at which the Contractor's employees are assigned to work. The Contractor, where possible, will assign two or more women to each construction project. The Contractor shall specifically ensure that all foremen, superintendents, and other onsite supervisory personnel are

aware of and carry out the Contractor's obligation to maintain such a working environment, with specific attention to minority or female individuals working at such sites or in such facilities.

b. Establish and maintain a current list of minority and female recruitment sources, provide written notification to minority and female recruitment sources and to community organizations when the Contractor or its unions have employment opportunities available, and maintain a record of the organizations' responses.

c. Maintain a current file of the names, addresses, and telephone numbers of each minority and female off-the-street applicant and minority or female referral from a union, a recruitment source, or community organization and of what action was taken with respect to each such individual. If such individual was sent to the union hiring hall for referral and was not referred back to the Contractor by the union or, if referred, not employed by the Contractor, this shall be documented in the file with the reason therefore along with whatever additional actions the Contractor may have taken.

d. Provide immediate written notification to the Director when the union or unions with which the Contractor has a collective bargaining agreement has not referred to the Contractor a minority person or female sent by the Contractor, or when the Contractor has other information that the union referral process has impeded the Contractor's efforts to meet its obligations.

e. Develop on-the-job training opportunities and/or participate in training programs for the area which expressly include minorities and women, including upgrading programs and apprenticeship and trainee programs relevant to the Contractor's employment needs, especially those programs funded or approved by the Department of Labor. The Contractor shall provide notice of these programs to the sources compiled under 7b above.

f. Disseminate the Contractor's EEO policy by providing notice of the policy to unions and training programs and requesting their cooperation in assisting the Contractor in meeting its EEO obligations; by including it in any policy manual and collective bargaining agreement; by publicizing it in the company newspaper, annual report, etc.; by specific review of the policy with all management personnel and with all minority and female employees at least once a year; and by posting the company EEO policy on bulletin boards accessible to all employees at each location where construction work is performed.

g. Review, at least annually, the company's EEO policy and affirmative action obligations under these specifications with all employees having any responsibility for hiring, assignment, layoff, termination, or other employment decisions, including specific review of these items, with onsite supervisory personnel such as superintendents, general foremen, etc., prior to the initiation of construction work at any job site. A written record shall be made and maintained identifying the time and place of these meetings, persons attending, subject matter discussed, and disposition of the subject matter.

h. Disseminate the Contractor's EEO policy externally by including it in any advertising in the news media, specifically including minority and female news media, and providing written notification to and discussing the Contractor's EEO policy with other contractors and subcontractors with whom the Contractor does or anticipates doing business.

i. Direct its recruitment efforts, both oral and written, to minority, female, and community organizations, to schools with minority and female students; and to minority and female recruitment and training organizations serving the Contractor's recruitment area and employment needs. Not later than one month prior to the date for the acceptance of applications for apprenticeship or other training by any recruitment source, the Contractor shall send written notification to organizations, such as the above, describing the openings, screening procedures, and tests to be used in the selection process.

j. Encourage present minority and female employees to recruit other minority persons and women and, where reasonable, provide after school, summer, and vacation employment to minority and female youth both on the site and in other areas of a contractor's workforce.

k. Validate all tests and other selection requirements where there is an obligation to do so under 41 CFR part 60-3.

l. Conduct, at least annually, an inventory and evaluation at least of all minority and female personnel, for promotional opportunities and encourage these employees to seek or to prepare for, through appropriate training, etc., such opportunities.

m. Ensure that seniority practices, job classifications, work assignments, and other personnel practices do not have a discriminatory effect by continually monitoring all personnel and employment related activities to ensure that the EEO policy and the Contractor's obligations under these specifications are being carried out.

n. Ensure that all facilities and company activities are non-segregated except that separate or single user toilet and necessary changing facilities shall be provided to assure privacy between the sexes.

o. Document and maintain a record of all solicitations of offers for subcontracts from minority and female construction contractors and suppliers, including circulation of solicitations to minority and female contractor associations and other business associations.

p. Conduct a review, at least annually, of all supervisor's adherence to and performance under the Contractor's EEO policies and affirmative action obligations.

8. Contractors are encouraged to participate in voluntary associations, which assist in fulfilling one or more of their affirmative action obligations (7a through 7p). The efforts of a contractor association, joint contractor union, contractor community, or other similar groups of which the Contractor is a member and participant may be asserted as fulfilling any one or more of its obligations under 7a through 7p of these specifications provided that the Contractor actively participates in the group, makes every effort to assure that the group has a positive impact on the employment of minorities and women in the industry, ensures that the concrete benefits of the program are reflected in the Contractor's minority and female workforce participation, makes a good faith effort to meet its individual goals and timetables, and can provide access to documentation which demonstrates the effectiveness of actions taken on behalf of the Contractor. The obligation to comply, however, is the Contractor's and failure of such a group to fulfill an obligation shall not be a defense for the Contractor's noncompliance.

9. A single goal for minorities and a separate single goal for women have been established. The Contractor, however, is required to provide equal employment opportunity and to take affirmative action for all minority groups, both male and female, and all women, both minority and non-minority.

Consequently, if the particular group is employed in a substantially disparate manner (for example, even though the Contractor has achieved its goals for women generally), the Contractor may be in violation of the Executive Order if a specific minority group of women is underutilized.

10. The Contractor shall not use the goals and timetables or affirmative action standards to discriminate against any person because of race, color, religion, sex, or national origin.

11. The Contractor shall not enter into any subcontract with any person or firm debarred from Government contracts pursuant to Executive Order 11246.

12. The Contractor shall carry out such sanctions and penalties for violation of these specifications and of the Equal Opportunity Clause, including suspension, termination, and cancellation of existing subcontracts as may be imposed or ordered pursuant to Executive Order 11246, as amended, and its implementing regulations, by the Office of Federal Contract Compliance Programs. Any contractor who fails to carry out such sanctions and penalties shall be in violation of these specifications and Executive Order 11246, as amended.

13. The Contractor, in fulfilling its obligations under these specifications, shall implement specific affirmative action steps, at least as extensive as those standards prescribed in paragraph 7 of these specifications, so as to achieve maximum results from its efforts to ensure equal employment opportunity. If the Contractor fails to comply with the requirements of the Executive Order, the implementing regulations, or these specifications, the Director shall proceed in accordance with 41 CFR part 60-4.8.

14. The Contractor shall designate a responsible official to monitor all employment related activity to ensure that the company EEO policy is being carried out, to submit reports relating to the provisions hereof as may be required by the Government, and to keep records. Records shall at least include for each employee, the name, address, telephone number, construction trade, union affiliation if any, employee identification number when assigned, social security number, race, sex, status (e.g., mechanic, apprentice, trainee, helper, or laborer), dates of changes in status, hours worked per week in the indicated trade, rate of pay, and locations at which the work was performed. Records shall be maintained in an easily understandable and retrievable form; however, to the degree that existing records satisfy this requirement, contractors shall not be required to maintain separate records.

15. Nothing herein provided shall be construed as a limitation upon the application of other laws which establish different standards of compliance or upon the application of requirements for the hiring of local or other area residents (e.g. those under the Public Works Employment Act of 1977 and the Community Development Block Grant Program).

A16 FEDERAL FAIR LABOR STANDARDS ACT (FEDERAL MINIMUM WAGE)

A16.1 SOURCE

29 USC § 201, et seq

A16.2 SOLICITATION CLAUSE

All contracts and subcontracts that result from this solicitation incorporate by reference the provisions of 29 CFR part 201, the Federal Fair Labor Standards Act (FLSA), with the same force and effect as if given in full text. The FLSA sets minimum wage, overtime pay, recordkeeping, and child labor standards for full and part-time workers.

The [*Contractor / Consultant*] has full responsibility to monitor compliance to the referenced statute or regulation. The [*Contractor / Consultant*] must address any claims or disputes that arise from this requirement directly with the U.S. Department of Labor – Wage and Hour Division.

A17 LOBBYING AND INFLUENCING FEDERAL EMPLOYEES

A17.1 SOURCE

31 USC § 1352 – Byrd Anti-Lobbying Amendment

2 CFR part 200, Appendix II(J)

49 CFR part 20, Appendix A

A17.2 CONTRACT CLAUSE

CERTIFICATION REGARDING LOBBYING

The Bidder or Offeror certifies by signing and submitting this bid or proposal, to the best of his or her knowledge and belief, that:

- (1) No Federal appropriated funds have been paid or will be paid, by or on behalf of the Bidder or Offeror, to any person for influencing or attempting to influence an officer or employee of an agency, a Member of Congress, an officer or employee of Congress, or an employee of a Member of Congress in connection with the awarding of any Federal contract, the making of any Federal grant, the making of any Federal loan, the entering into of any cooperative agreement, and the extension, continuation, renewal, amendment, or modification of any Federal contract, grant, loan, or cooperative agreement.
- (2) If any funds other than Federal appropriated funds have been paid or will be paid to any person for influencing or attempting to influence an officer or employee of any agency, a Member of Congress, an officer or employee of Congress, or an employee of a Member of Congress in connection with this Federal contract, grant, loan, or cooperative agreement, the undersigned shall complete and submit Standard Form-LLL, “Disclosure Form to Report Lobbying,” in accordance with its instructions.
- (3) The undersigned shall require that the language of this certification be included in the award documents for all sub-awards at all tiers (including subcontracts, subgrants, and contracts under grants, loans, and cooperative agreements) and that all sub-recipients shall certify and disclose accordingly.

This certification is a material representation of fact upon which reliance was placed when this transaction was made or entered into. Submission of this certification is a prerequisite for making or entering into this transaction imposed by section 1352, title 31, U.S. Code. Any person who fails to file the required certification shall be subject to a civil penalty of not less than \$10,000 and not more than \$100,000 for each such failure.

A18 PROHIBITION of SEGREGATED FACILITIES

A18.1 SOURCE

41 CFR § 60

A18.2 CONTRACT CLAUSE

PROHIBITION OF SEGREGATED FACILITIES

(a) The Contractor agrees that it does not and will not maintain or provide for its employees any segregated facilities at any of its establishments, and that it does not and will not permit its employees to perform their services at any location under its control where segregated facilities are maintained. The Contractor agrees that a breach of this clause is a violation of the Equal Employment Opportunity clause in this contract.

(b) “Segregated facilities,” as used in this clause, means any waiting rooms, work areas, rest rooms and wash rooms, restaurants and other eating areas, time clocks, locker rooms and other storage or dressing areas, parking lots, drinking fountains, recreation or entertainment areas, transportation, and housing facilities provided for employees that are segregated by explicit directive or are in fact segregated on the basis of race, color, religion, sex, or national origin because of written or oral policies or employee custom. The term does not include separate or single-user rest rooms or necessary dressing or sleeping areas provided to assure privacy between the sexes.

(c) The Contractor shall include this clause in every subcontract and purchase order that is subject to the Equal Employment Opportunity clause of this contract.

A19 OCCUPATIONAL SAFETY AND HEALTH ACT OF 1970

A19.1 SOURCE

29 CFR part 1910

A19.2 CONTRACT CLAUSE

All contracts and subcontracts that result from this solicitation incorporate by reference the requirements of 29 CFR Part 1910 with the same force and effect as if given in full text. The employer must provide a work environment that is free from recognized hazards that may cause death or serious physical harm to the employee. The employer retains full responsibility to monitor its compliance and their subcontractor's compliance with the applicable requirements of the Occupational Safety and Health Act of 1970 (29 CFR Part 1910). The employer must address any claims or disputes that pertain to a referenced requirement directly with the U.S. Department of Labor – Occupational Safety and Health Administration.

A20 PROCUREMENT OF RECOVERED MATERIALS

A20.1 SOURCE

2 CFR § 200.322

40 CFR part 247

Solid Waste Disposal Act

A20.2 CONTRACT CLAUSE

PROCUREMENT OF RECOVERED MATERIALS

Contractor and subcontractor agree to comply with Section 6002 of the Solid Waste Disposal Act, as amended by the Resource Conservation and Recovery Act, and the regulatory provisions of 40 CFR Part 247. In the performance of this contract and to the extent practicable, the Contractor and subcontractors are to use products containing the highest percentage of recovered materials for items designated by the Environmental Protection Agency (EPA) under 40 CFR Part 247 whenever:

- 1) The contract requires procurement of \$10,000 or more of a designated item during the fiscal year; or
- 2) The contractor has procured \$10,000 or more of a designated item using Federal funding during the previous fiscal year.

The list of EPA-designated items is available at www.epa.gov/smm/comprehensive-procurement-guidelines-construction-products.

Section 6002(c) establishes exceptions to the preference for recovery of EPA-designated products if the contractor can demonstrate the item is:

- a) Not reasonably available within a timeframe providing for compliance with the contract performance schedule;
- b) Fails to meet reasonable contract performance requirements; or
- c) Is only available at an unreasonable price.

A21 SEISMIC SAFETY

A21.1 SOURCE

49 CFR part 41

A21.2 CONTRACT CLAUSE

A21.2.1 Professional Service Agreements for Design

SEISMIC SAFETY

In the performance of design services, the Consultant agrees to furnish a building design and associated construction specification that conform to a building code standard that provides a level of seismic safety substantially equivalent to standards as established by the National Earthquake Hazards Reduction Program (NEHRP). Local building codes that model their building code after the current version of the International Building Code (IBC) meet the NEHRP equivalency level for seismic safety. At the conclusion of the design services, the Consultant agrees to furnish the Owner a “certification of compliance” that attests conformance of the building design and the construction specifications with the seismic standards of NEHRP or an equivalent building code.

A21.2.2 Construction Contracts

SEISMIC SAFETY

The Contractor agrees to ensure that all work performed under this contract, including work performed by subcontractors, conforms to a building code standard that provides a level of seismic safety substantially equivalent to standards established by the National Earthquake Hazards Reduction Program (NEHRP). Local building codes that model their code after the current version of the International Building Code (IBC) meet the NEHRP equivalency level for seismic safety.

A22 TAX DELINQUENCY AND FELONY CONVICTIONS

A22.1 SOURCE

Sections 415 and 416 of Title IV, Division L of the Consolidated Appropriations Act, 2014 (Pub. L. 113-76), and similar provisions in subsequent appropriations acts.

DOT Order 4200.6 - Requirements for Procurement and Non-Procurement Regarding Tax Delinquency and Felony Convictions

A22.2 CONTRACT CLAUSE

CERTIFICATION OF OFFERER/BIDDER REGARDING TAX DELINQUENCY AND FELONY CONVICTIONS

The applicant must complete the following two certification statements. The applicant must indicate its current status as it relates to tax delinquency and felony conviction by inserting a checkmark (✓) in the space following the applicable response. The applicant agrees that, if awarded a contract resulting from this solicitation, it will incorporate this provision for certification in all lower tier subcontracts.

Certifications

- 1) The applicant represents that it is (✓) is not (✓) a corporation that has any unpaid Federal tax liability that has been assessed, for which all judicial and administrative remedies have been exhausted or have lapsed, and that is not being paid in a timely manner pursuant to an agreement with the authority responsible for collecting the tax liability.
- 2) The applicant represents that it is (✓) is not (✓) is not a corporation that was convicted of a criminal violation under any Federal law within the preceding 24 months.

Note

If an applicant responds in the affirmative to either of the above representations, the applicant is ineligible to receive an award unless the sponsor has received notification from the agency suspension and debarment official (SDO) that the SDO has considered suspension or debarment and determined that further action is not required to protect the Government's interests. The applicant therefore must provide information to the owner about its tax liability or conviction to the Owner, who will then notify the FAA Airports District Office, which will then notify the agency's SDO to facilitate completion of the required considerations before award decisions are made.

Term Definitions

Felony conviction: Felony conviction means a conviction within the preceding twentyfour (24) months of a felony criminal violation under any Federal law and includes conviction of an offense defined in a section of the U.S. code that specifically classifies the offense as a felony and conviction of an offense that is classified as a felony under 18 U.S.C. § 3559.

Tax Delinquency: A tax delinquency is any unpaid Federal tax liability that has been assessed, for which all judicial and administrative remedies have been exhausted, or have lapsed, and that

is not being paid in a timely manner pursuant to an agreement with the authority responsible for collecting the tax liability.

A23 TERMINATION OF CONTRACT

A23.1 SOURCE

2 CFR § 200 Appendix II(B)

FAA Advisory Circular 150/5370-10, Section 80-09

A23.2 CONTRACT CLAUSE

A23.2.1 Termination for Convenience

TERMINATION FOR CONVENIENCE (CONSTRUCTION & EQUIPMENT CONTRACTS)

The Owner may terminate this contract in whole or in part at any time by providing written notice to the Contractor. Such action may be without cause and without prejudice to any other right or remedy of Owner. Upon receipt of a written notice of termination, except as explicitly directed by the Owner, the Contractor shall immediately proceed with the following obligations regardless of any delay in determining or adjusting amounts due under this clause:

1. Contractor must immediately discontinue work as specified in the written notice.
2. Terminate all subcontracts to the extent they relate to the work terminated under the notice.
3. Discontinue orders for materials and services except as directed by the written notice.
4. Deliver to the Owner all fabricated and partially fabricated parts, completed and partially completed work, supplies, equipment and materials acquired prior to termination of the work, and as directed in the written notice.
5. Complete performance of the work not terminated by the notice.
6. Take action as directed by the Owner to protect and preserve property and work related to this contract that Owner will take possession.

Owner agrees to pay Contractor for:

- 1) completed and acceptable work executed in accordance with the contract documents prior to the effective date of termination;
- 2) documented expenses sustained prior to the effective date of termination in performing work and furnishing labor, materials, or equipment as required by the contract documents in connection with uncompleted work;
- 3) reasonable and substantiated claims, costs, and damages incurred in settlement of terminated contracts with Subcontractors and Suppliers; and
- 4) reasonable and substantiated expenses to the Contractor directly attributable to Owner's termination action.

Owner will not pay Contractor for loss of anticipated profits or revenue or other economic loss arising out of or resulting from the Owner's termination action.

The rights and remedies this clause provides are in addition to any other rights and remedies provided by law or under this contract.

TERMINATION FOR CONVENIENCE (PROFESSIONAL SERVICES)

The Owner may, by written notice to the Consultant, terminate this Agreement for its convenience and without cause or default on the part of Consultant. Upon receipt of the notice of termination, except as explicitly directed by the Owner, the Contractor must immediately discontinue all services affected.

Upon termination of the Agreement, the Consultant must deliver to the Owner all data, surveys, models, drawings, specifications, reports, maps, photographs, estimates, summaries, and other documents and materials prepared by the Engineer under this contract, whether complete or partially complete.

Owner agrees to make just and equitable compensation to the Consultant for satisfactory work completed up through the date the Consultant receives the termination notice. Compensation will not include anticipated profit on non-performed services.

Owner further agrees to hold Consultant harmless for errors or omissions in documents that are incomplete as a result of the termination action under this clause.

A23.2.2 Termination for Default

TERMINATION FOR DEFAULT (CONSTRUCTION)

Section 80-09 of FAA Advisory Circular 150/5370-10 establishes conditions, rights, and remedies associated with Owner termination of this contract due to default of the Contractor.

TERMINATION FOR DEFAULT (EQUIPMENT)

The Owner may, by written notice of default to the Contractor, terminate all or part of this Contract if the Contractor:

1. Fails to commence the Work under the Contract within the time specified in the Notice- to- Proceed;
2. Fails to make adequate progress as to endanger performance of this Contract in accordance with its terms;
3. Fails to make delivery of the equipment within the time specified in the Contract, including any Owner approved extensions;
4. Fails to comply with material provisions of the Contract;
5. Submits certifications made under the Contract and as part of their proposal that include false or fraudulent statements; or
6. Becomes insolvent or declares bankruptcy.

If one or more of the stated events occur, the Owner will give notice in writing to the Contractor and Surety of its intent to terminate the contract for cause. At the Owner's discretion, the notice may allow the Contractor and Surety an opportunity to cure the breach or default.

If within [10] days of the receipt of notice, the Contractor or Surety fails to remedy the breach or default to the satisfaction of the Owner, the Owner has authority to acquire equipment by other procurement action. The Contractor will be liable to the Owner for any excess costs the Owner incurs for acquiring such similar equipment.

Payment for completed equipment delivered to and accepted by the Owner shall be at the Contract price. The Owner may withhold from amounts otherwise due the Contractor for such completed

equipment, such sum as the Owner determines to be necessary to protect the Owner against loss because of Contractor default.

Owner will not terminate the Contractor's right to proceed with the Work under this clause if the delay in completing the work arises from unforeseeable causes beyond the control and without the fault or negligence of the Contractor. Examples of such acceptable causes include: acts of God, acts of the Owner, acts of another Contractor in the performance of a contract with the Owner, and severe weather events that substantially exceed normal conditions for the location.

If, after termination of the Contractor's right to proceed, the Owner determines that the Contractor was not in default, or that the delay was excusable, the rights and obligations of the parties will be the same as if the Owner issued the termination for the convenience the Owner.

The rights and remedies of the Owner in this clause are in addition to any other rights and remedies provided by law or under this contract.

TERMINATION FOR DEFAULT (PROFESSIONAL SERVICES)

Either party may terminate this Agreement for cause if the other party fails to fulfill its obligations that are essential to the completion of the work per the terms and conditions of the Agreement. The party initiating the termination action must allow the breaching party an opportunity to dispute or cure the breach.

The terminating party must provide the breaching party [7] days advance written notice of its intent to terminate the Agreement. The notice must specify the nature and extent of the breach, the conditions necessary to cure the breach, and the effective date of the termination action. The rights and remedies in this clause are in addition to any other rights and remedies provided by law or under this agreement.

- a) **Termination by Owner:** The Owner may terminate this Agreement in whole or in part, for the failure of the Consultant to:
1. Perform the services within the time specified in this contract or by Owner approved extension;
 2. Make adequate progress so as to endanger satisfactory performance of the Project; or
 3. Fulfill the obligations of the Agreement that are essential to the completion of the Project.

Upon receipt of the notice of termination, the Consultant must immediately discontinue all services affected unless the notice directs otherwise. Upon termination of the Agreement, the Consultant must deliver to the Owner all data, surveys, models, drawings, specifications, reports, maps, photographs, estimates, summaries, and other documents and materials prepared by the Engineer under this contract, whether complete or partially complete.

Owner agrees to make just and equitable compensation to the Consultant for satisfactory work completed up through the date the Consultant receives the termination notice. Compensation will not include anticipated profit on non-performed services.

Owner further agrees to hold Consultant harmless for errors or omissions in documents that are incomplete as a result of the termination action under this clause.

If, after finalization of the termination action, the Owner determines the Consultant was not in default of the Agreement, the rights and obligations of the parties shall be the same as if the Owner issued the termination for the convenience of the Owner.

b) **Termination by Consultant:** The Consultant may terminate this Agreement in whole or in part, if the Owner:

1. Defaults on its obligations under this Agreement;
2. Fails to make payment to the Consultant in accordance with the terms of this Agreement;
3. Suspends the Project for more than [180] days due to reasons beyond the control of the Consultant.

Upon receipt of a notice of termination from the Consultant, Owner agrees to cooperate with Consultant for the purpose of terminating the agreement or portion thereof, by mutual consent. If Owner and Consultant cannot reach mutual agreement on the termination settlement, the Consultant may, without prejudice to any rights and remedies it may have, proceed with terminating all or parts of this Agreement based upon the Owner's breach of the contract.

In the event of termination due to Owner breach, the Engineer is entitled to invoice Owner and to receive full payment for all services performed or furnished in accordance with this Agreement and all justified reimbursable expenses incurred by the Consultant through the effective date of termination action. Owner agrees to hold Consultant harmless for errors or omissions in documents that are incomplete as a result of the termination action under this clause.

A24 TRADE RESTRICTION CERTIFICATION

A24.1 SOURCE

49 USC § 50104

49 CFR part 30

A24.2 SOLICITATION CLAUSE

TRADE RESTRICTION CERTIFICATION

By submission of an offer, the Offeror certifies that with respect to this solicitation and any resultant contract, the Offeror –

- 1) is not owned or controlled by one or more citizens of a foreign country included in the list of countries that discriminate against U.S. firms as published by the Office of the United States Trade Representative (USTR);
- 2) has not knowingly entered into any contract or subcontract for this project with a person that is a citizen or national of a foreign country included on the list of countries that discriminate against U.S. firms as published by the USTR; and
- 3) has not entered into any subcontract for any product to be used on the Federal project that is produced in a foreign country included on the list of countries that discriminate against U.S. firms published by the USTR.

This certification concerns a matter within the jurisdiction of an agency of the United States of America and the making of a false, fictitious, or fraudulent certification may render the maker subject to prosecution under Title 18 USC Section 1001.

The Offeror/Contractor must provide immediate written notice to the Owner if the Offeror/Contractor learns that its certification or that of a subcontractor was erroneous when submitted or has become erroneous by reason of changed circumstances. The Contractor must require subcontractors provide immediate written notice to the Contractor if at any time it learns that its certification was erroneous by reason of changed circumstances.

Unless the restrictions of this clause are waived by the Secretary of Transportation in accordance with 49 CFR 30.17, no contract shall be awarded to an Offeror or subcontractor:

- 1) who is owned or controlled by one or more citizens or nationals of a foreign country included on the list of countries that discriminate against U.S. firms published by the USTR or
- 2) whose subcontractors are owned or controlled by one or more citizens or nationals of a foreign country on such USTR list or
- 3) who incorporates in the public works project any product of a foreign country on such USTR list.

Nothing contained in the foregoing shall be construed to require establishment of a system of records in order to render, in good faith, the certification required by this provision. The knowledge and information of a contractor is not required to exceed that which is normally possessed by a prudent person in the ordinary course of business dealings.

The Offeror agrees that, if awarded a contract resulting from this solicitation, it will incorporate this provision for certification without modification in all lower tier subcontracts. The Contractor may rely on the certification of a prospective subcontractor that it is not a firm from a foreign country included on the list of countries that discriminate against U.S. firms as published by USTR, unless the Offeror has knowledge that the certification is erroneous.

This certification is a material representation of fact upon which reliance was placed when making an award. If it is later determined that the Contractor or subcontractor knowingly rendered an erroneous certification, the Federal Aviation Administration (FAA) may direct through the Owner cancellation of the contract or subcontract for default at no cost to the Owner or the FAA.

A25 VETERAN'S PREFERENCE

A25.1 SOURCE

49 USC § 47112(c)

A25.2 CONTRACT CLAUSE

VETERAN'S PREFERENCE

In the employment of labor (excluding executive, administrative, and supervisory positions), the Contractor and all sub-tier contractors must give preference to covered veterans as defined within Title 49 United States Code Section 47112. Covered veterans include Vietnam-era veterans, Persian Gulf veterans, Afghanistan-Iraq war veterans, disabled veterans, and small business concerns (as defined by 15 USC 632) owned and controlled by disabled veterans. This preference only applies when there are covered veterans readily available and qualified to perform the work to which the employment relates.

Construction Safety and Phasing Plan

**Construct T-Hangar Taxilane
Corning-Painted Post Airport (7N1)**

March 2020

Construction Safety and Phasing Plan

CONSTRUCT T-HANGAR TAXILANE CORNING-PAINTED POST AIRPORT (7N1)

CONTENTS

PREFACE.....	1
1. COORDINATION.....	2
2. PHASING.....	2
3. AREAS AND OPERATIONS AFFECTED BY CONSTRUCTION ACTIVITY.....	2
4. NAVIGATION AID (NAVAID) PROTECTION.....	3
5. CONTRACTOR ACCESS.....	3
6. WILDLIFE MANAGEMENT.....	4
7. FOREIGN OBJECT DEBRIS (FOD) MANAGEMENT.....	4
8. HAZARDOUS MATERIALS (HAZMAT) MANAGEMENT.....	4
9. NOTIFICATION OF CONSTRUCTION ACTIVITIES.....	5
10. INSPECTION REQUIREMENTS.....	5
11. UNDERGROUND UTILITIES.....	5
12. PENALTIES.....	5
13. SPECIAL CONDITIONS.....	6
14. RUNWAY AND TAXIWAY VISUAL AIDS.....	6
15. MARKING AND SIGNS FOR ACCESS ROUTES.....	6
16. HAZARD MARKING, LIGHTING AND SIGNING.....	7
17. PROTECTION OF RUNWAY AND TAXIWAY SAFETY AREAS.....	7
18. OTHER LIMITATIONS ON CONSTRUCTION.....	9

APPENDICIES:

- Appendix A Construction Project Daily Safety Inspection Checklist
- Appendix B Drawings
- Appendix C Safety Plan Compliance Document

CONSTRUCT T-HANGAR TAXILANE CORNING-PAINTED POST AIRPORT (7N1)

PREFACE

Aviation Safety Requirements During Construction

PURPOSE. This Plan provides airport operators, contractors, and consultants with a safety plan for the Construct T-Hangar Taxilane project. This Plan relates to specific conditions found on the airport for which the participants must be aware. Consideration is given to the need to progress the work in a timely fashion without undue risk to the traveling public or the workers involved. This document should be kept readily available to personnel engaged in the work including the Airport Operations Staff and on site engineering staff.

Definitions

MOVEMENT vs NON-MOVEMENT AREAS. Movement areas are defined as locations on the airport where aircraft and ground vehicle movements are controlled and authorized by the Air Traffic Controllers. A vehicle may not move within a movement area without the express authorization of Controllers in the tower. The Air Traffic Controller assigned to manage ground movements is the Ground Controller. Non-movement areas are the reverse, areas where the movement of aircraft and vehicles on the ground are not controlled by the Air Traffic Ground Controller. Runways or taxiways that are closed to aircraft become non-movement areas to the limits of the closure. Airports without Air Traffic Control Towers (ATCT) are all non-movement areas.

RUNWAY AND TAXIWAY SAFETY AREAS (RSA, TSA). Safety areas are a defined surface surrounding the runway or taxiway prepared or suitable for reducing the risk of damage to airplanes in the event of an aircraft unintentionally departing the runway or taxiway. Safety areas must be kept clear of any objects except objects whose location is fixed by function. Occupancy of a safety area by construction activity requires the closure of that runway or taxiway until the safety area can be cleared.

OBSTACLE FREE ZONE (OFZ). The obstacle free zone is airspace centered on and above the runway that must remain clear of object penetrations except for frangible visual nav aids such as runway lights, signs, taxiway lights and other features whose location is fixed by function. Any penetration of the Obstacle Free Zone usually requires closure of the associated runway. The runway OFZ begins 200 feet before the runway threshold and the width and shape vary by the type of aircraft and instrument procedures for the runway.

RUNWAY AND TAXIWAY OBJECT FREE AREA (ROFA, TOFA). An area on the ground centered on a runway, taxiway, or taxilane centerline provided to enhance the safety of aircraft operations by having the area free of objects, except for objects that need to be located in the OFA for air navigation or aircraft ground maneuvering purposes.

Table 1. Corning-Painted Post Airport (7N1) Safety Area Dimensions

Runway	Runway Design Code	RSA Width in Feet Divided by 2*	OFZ Width in Feet Divided by 2*	OFA Width in Feet Divided by 2*
13	B-I (small)	60 feet	125 feet	125 feet
31	B-I (small)	60 feet	125 feet	125 feet

*See AC 150/5300-13A, *Airport Design*, to complete the chart for a specific runway.

1. COORDINATION

Construction activities shall be coordinated with the airport operator and with airport tenants on at least a weekly basis. The engineer shall be notified of any change in plan and will update the airport operator. All coordination will be at the airport operator’s directive. Only the airport operator can open or close runways or taxiways.

Operational safety should be a standing agenda item during Contractor progress meetings throughout the construction project. Operational safety refers to the safety of aircraft maneuvering in and around the work area such that no foreign matter is ingested by engines or launched by jet blast or prop wash, or cutting of tires, or transgression into the work area, or movement conflict with vehicles accessing the work area. Operational safety also refers to airport workers servicing aircraft and protecting those persons and their equipment from construction activities. Operational safety on the airport remains, the Sponsor’s responsibility at all times.

Changes in the scope or duration of the project may necessitate revisions to the Construction Safety and Phasing Plan and review and approval by the airport operator and the FAA.

A list of responsible representatives/points of contact for all involved parties, and procedures for contacting each of them, including after hours, has been attached in Appendix C, Emergency Contact Information.

2. PHASING

Work Areas: This project consists of one work area south of the existing main apron. Work shall include all embankment, separation fabric, subbase, asphalt paving and pavement markings. Daily closures of the adjacent apron will be allowed with coordination with the airport manager. Runway and taxiway closure are not required for this project.

At the end of each workday, existing pavements adjacent to the work area shall be swept clean.

Work shall be completed in 45 calendar days.

Set Up: Barricades shall be placed as depicted on the Construction Safety and Phasing Plan drawing (see attached).

Coordination with the Owner is required and notice to close the adjacent apron shall be given at least 2 days in advance. Runway closures are not required for this project.

Construction staging areas and construction access and haul routes shall be as shown on the attached General Plan.

3. AREAS AND OPERATIONS AFFECTED BY CONSTRUCTION ACTIVITY

The anticipated operational impacts to the Corning-Painted Post Airport during the course of the project are listed in Table 2 below. Impacts will vary based on normal operations of an

area, construction phase, and duration of work. The Contractor is required to coordinate with the Owner prior to impacting operations on the airport.

Table 2 - Airport Operations Affected By Construction

Operational Requirement	Normal	Work Area
Runway 13-31	3,270' length; ADG B-I (small)	No Change

4. NAVIGATION AID (NAVAID) PROTECTION

There are no NAVAIDS or instrument approach procedures at this airport.

5. CONTRACTOR ACCESS

- a. **Location of Stockpiled Construction Material.** Stockpiled materials and equipment storage are not permitted within the Runway Safety Area (RSA), Obstacle Free Zone (OFZ), and within the Object Free Area (OFA) of an operational runway or taxiway. Stockpiled materials and equipment adjacent to these areas shall be prominently marked and lighted during hours of restricted visibility or darkness. Height of any stockpile or equipment will be reviewed by the Engineer for clearance from airspace requirements.
- b. **Construction Site Parking.** Employee parking shall be in the staging area, as shown on the General Plan, attached in Appendix B.
- c. **Construction Equipment Parking.** Contractor employees must park and service all construction vehicles in an area designated by the airport operator outside the RSA, ROFA, TOFA, and the OFZ and never in the safety area of an active runway or taxiway. Inactive equipment must not be parked on a closed taxiway or runway unless a complex setup procedure makes movement of specialized equipment infeasible. Employees shall also park construction vehicles outside the OFA when not in use by construction personnel.
- d. **Access and Haul Roads.** The existing airport access road off of Victory Highway, will be utilized for access to the project site. The Contractor will enter through the existing gate.

 No deviations or excursions from the designated route shall be allowed without permission the Airport Manager and the Engineer. Contractor employees shall be brought in to the work area by contractor vehicles permitted for operation inside the airport security fence. Material deliveries shall be along the same route. The Contractor will maintain security and provide escorting for material and equipment access as indicated on the drawings. Contractor shall maintain the pavements in a clean and satisfactory condition.
- e. **Marking and Lighting of Vehicles.** Marking and lighting of vehicles will comply with AC 150/5210-5D, Painting, Marking and Lighting of Vehicles Used on an Airport.
- f. **Proper Vehicle Operations.** Construction vehicles do not need to be escorted for this project. Vehicles in the air operations area shall be equipped with a rotating amber beacon. Equipment such as excavators, skid steers, bulldozers and similar shall be equipped with a 3'x3' orange and white flag in lieu of a beacon. Any vehicle operating in the air operations area during hours of darkness or reduced visibility must be equipped with a flashing amber dome-type light.
- g. **Training Requirements for Vehicle Drivers.** When required by the airport owner, the Contractor and engineering staff will receive driver training as part of the overall training

program. No untrained drivers will be allowed inside the work area. Driver training is not required for this project.

- h. **Situational Awareness.** Vehicle drivers must confirm by personal observation that no aircraft is approaching their position (either in the air or on the ground) when given clearance to cross a runway, taxiway, or any other area open to airport operations. In addition, it is the responsibility of the escort vehicle to verify the movement/position of all escorted vehicles at any given time.
- i. **Radio Communications.** Radio communications are not required not for this project. Construction personnel are recommended to have a working two-way radio to monitor communications from aircraft or vehicles, or be escorted by a person in radio contact with the air operations. The Contractor should monitor radio communications while in any area on the airport, including closed areas .
- j. **Maintenance of the Secured Area of the Airport.** Airport operators and contractors must take care to maintain security during construction when access points are created in the security fencing to permit the passage of construction vehicles or personnel. Procedures should be in place to ensure that only authorized persons and vehicles have access to the air operations area (AOA) and to prohibit 'piggybacking' behind another person or vehicle. The Contractor is responsible for maintaining adequate control of all construction related vehicles entering or leaving the airport. Gates must be locked at all times, unless it becomes necessary to allow delivery of materials to the site.

6. WILDLIFE MANAGEMENT

The Contractor must carefully control and continuously remove waste or loose materials that might attract wildlife. Contractor personnel must be aware of and avoid construction activities that can create wildlife hazards on airports. Wildlife attractants are trash, standing water, tall grass and seeds. Any trash and food scraps must be collected from the construction site and disposed of appropriately. The Contractor is responsible for maintaining its staging and parking areas free from tall strands of grass.

In the event of a wildlife encounter (dog, fox, coyote, deer, etc) within the AOA, the Contractor shall immediately contact the Airport Manager.

7. FOREIGN OBJECT DEBRIS (FOD) MANAGEMENT

Waste and loose materials, commonly referred to as FOD, are capable of causing damage to aircraft landing gear, propellers, and jet engines. The Contractor must not leave or place FOD on or near active aircraft movement areas. Materials capable of creating FOD must be continuously removed during the construction project. The Contractor and its employees will be held responsible for maintaining the project area and keeping it free from FOD whether it is generated from the project site or other airfield areas. Fencing (other than security fencing) may be necessary to contain material that can be carried by wind into areas where aircraft operate. Any loose debris from the work shall be swept up immediately by the contractor, both inside and outside the work area. Airport Personnel will have the final word on the acceptance of cleaned construction areas for aircraft operations.

8. HAZARDOUS MATERIALS (HAZMAT) MANAGEMENT

Contractors operating construction vehicles and equipment on the airport must be prepared to expeditiously contain and clean-up spills resulting from fuel or hydraulic fluid leaks. In the event of a spill, airport management shall be notified immediately to coordinate a spill response.

9. NOTIFICATION OF CONSTRUCTION ACTIVITIES

A list of responsible representatives/points of contact for all involved parties, and procedures for contacting each of them, including after hours, will be created and distributed upon award of the project. The Contractor shall designate a person and two backup personnel who can be contacted 24 hours a day in the event of an emergency. These people shall be authorized to make decisions on the company's behalf and must physically respond within two hours.

Before beginning any construction activity, the Contractor must, through the Airport Operator, give notice [using the Notice to Airmen (NOTAM) System] of proposed location, time, and date of commencement of construction. Upon completion of work and return of all such areas to standard conditions, the Contractor must, through the Airport Operator, verify the cancellation of all notices issued via the NOTAM System.

Coordination with ARFF personnel is not required on this project. No water lines will be deactivated and no emergency access route will be blocked.

Any person proposing construction or alteration of objects that affect navigable airspace, as defined in 14 CFR Part 77, must notify the FAA. This includes construction equipment and proposed parking areas for this equipment on airports. FAA Form 7460-1 can be used for this purpose and submitted to the appropriate FAA Airports Regional or District Office.

10. INSPECTION REQUIREMENTS

Inspections will be conducted daily, and as necessary to ensure conformance with the Construction Safety and Phasing Plan, with immediate remedy of any deficiencies, whether caused by negligence, oversight, or project scope change.

At the completion of work in any construction period, and fifteen minutes prior to the scheduled opening of the designated airfield facilities, an inspection to determine whether the respective airport facilities are in appropriate condition to be opened will be performed. Airport personnel will have the final word on the acceptance of cleaned construction areas for aircraft operations.

An inspection checklist is included in the Appendix for use in determining suitability of an area to reopen to air operations.

11. UNDERGROUND UTILITIES

Existing underground utilities are shown on the contract drawings. The Contractor should coordinate with the airport operator to ensure all existing utilities are known in the excavation area. The Contractor shall use care when excavating and protect the existing utilities that are to remain. Should an existing utility be damaged or disrupted, the airport operator shall be notified immediately.

Contractor is responsible to locate and protect airport owned electrical cables. FAA does not own any cables or equipment at this airport.

12. PENALTIES

Non-compliance with airport rules and regulations by contractor personnel will result in suspension or revocation of their vehicle operating privileges and may subject the contractor to fines as described in the Contract Documents or Airport Certification Manual. Contractor staff failing to comply with the requirements herein will be reviewed on a case by case basis. Willful violations will result in permanent exclusion from the airport for the individual involved.

13. SPECIAL CONDITIONS

Should an aircraft inadvertently enter the work area, the Contractor will suspend work until the aircraft has safely been removed from the area. Safety measures currently in place will be re-evaluated.

All construction activity will cease should Airforce One be present on the field or any other national security matter require cessation of construction activities.

Furthermore, all construction activity will cease for an aircraft accident, security breach, vehicle/pedestrian deviation (VPD), or any other activity/condition that may happen on airport property during construction that the Owner deems necessary.

14. RUNWAY AND TAXIWAY VISUAL AIDS

Airport markings, lighting, signs, and visual NAVAIDS must be clearly visible to pilots, not misleading, confusing, or deceptive. All must be secured in place to prevent movement by prop wash, jet blast, wing vortices, or other wind currents and constructed of materials that would minimize damage to an aircraft in the event of inadvertent contact.

Markings must be in compliance with the standards of AC 150/5340-1L, Standards for Airport Markings. Temporary markings may be added at any time by directive of airport operations personnel.

Lighting must be in conformance with AC 150/5340-30, Design and Installation Details for Airport Visual Aids, and AC 150/5345-50B, Specification for Portable Runway and Taxiway Lights.

For permanently closed runways, threshold markings, runway designation markings and touchdown zone markings (if installed) shall be removed completely. Runway closure markings, "X"s, shall be placed at each end and at 1,000' intervals.

For temporarily closed runways, lighted X's should be placed over the runway designation markings. If lighted X's are not installed, runway closure marking X's shall be placed on the runway designation markings.

Runway and/or Taxiway lighting circuits will be deactivated whenever either or both are closed. When deactivation is not possible, the light fixture shall be covered in such a way as to prevent light leakage. For pilot controlled lighting, disconnect the lighting circuits or secure switches to prevent inadvertent activation.

To the extent possible, signs must be in conformance with AC 150/5345-44, Specification for Runway and Taxiway Signs and AC 150/5340-18, Standard for Airport Sign Systems. Any time a sign does not serve its normal function it must be covered or removed to prevent misdirecting pilots. Note that information signs identifying a crossing taxiway continue to perform their normal function even if the crossing taxiway is closed.

15. MARKING AND SIGNS FOR ACCESS ROUTES

Pavement markings and signs for construction personnel must conform to AC 150/5340-18 and, to the extent practicable, with the Federal Highway Administration Manual on Uniform Traffic Control Devices (MUTCD) and/or State highway specifications. Signs adjacent to areas used by aircraft must comply with the frangibility requirements of AC 150/5220-23, Frangible Connections, which may require modification to size and height guidance in the MUTCD. No markings shall be placed without the Airport Operators written approval.

16. HAZARD MARKING, LIGHTING AND SIGNING

Hazard marking and lighting prevent pilots from entering areas closed to aircraft, and prevents construction personnel from entering areas open to aircraft.

Barricades, including traffic cones, (weighted or sturdily attached to the surface) are acceptable methods used to identify and define the limits of construction and hazardous areas on airports. Careful consideration must be given to selecting equipment that poses the least danger to aircraft but is sturdy enough to remain in places when subjected to typical winds, prop wash, and jet blast. The spacing of barricades must be such that a breach is physically prevented barring a deliberate act. Provision must be made for ARFF access if necessary. Any temporary jumpers placed on the ground for maintaining active lighting systems shall be marked with cones spaced not more than 25 feet.

Lights must be red, either steady burning or flashing, and must meet the luminance requirements of the State Highway Department. Lights must be mounted on barricades and spaced at no more than 20 feet or as shown on the plans. Light must be operated between sunset and sunrise and during periods of low visibility whenever the airport is open for operations.

The contractor shall supply barricades and supplemental lights and flags as required throughout the course of the work. Within a runway or taxiway object free area, and on aprons, use orange traffic cones, flashing or steady burning red lights as noted above, collapsible barricades marked with diagonal, alternating orange and white stripes, and/or signs to separate all construction/maintenance areas from the movement area. All barricades adjacent to any open runway or taxiway/taxilane safety area or apron must be as low as possible to the ground, and no more than 18 inches high, exclusive of supplementary lights and flags.

The Contractor shall have a person on call 24 hours a day for emergency maintenance of airport hazard lighting and barricades. The Contractor must file the person's information with the airport operator. Lighting should be checked for proper operation at least once per day, preferable at dusk.

17. PROTECTION OF RUNWAY AND TAXIWAY SAFETY AREAS

- a. **Runway Safety Area (RSA).** No construction may occur within the existing RSA while the runway is open for aircraft operations. The RSA dimensions may be temporarily adjusted if the runway is restricted to aircraft operations requiring an RSA that is equal to the RSA width and length available during construction. The airport operator must coordinate the adjustment of the RSA dimensions with the appropriate FAA Airports Regional or District Office and the FAA air traffic manager and issue a NOTAM.

Open trenches or excavations are not permitted within the RSA while the runway is open. If the runway must be opened before excavations are backfilled, cover the excavations appropriately. Covering for open trenches must be designed to allow the safe operation of the heaviest aircraft operating on the runway across the trench without damage to the aircraft. Contractors must prominently mark open trenches and excavations at the construction site with red or orange flags, as approved by the airport operator, and light them with red lights during hours of restricted visibility or darkness.

Soil erosion must be controlled to maintain RSA standards, that is, the RSA must be cleared and graded and have no potentially hazardous ruts, humps, depressions, or other surface variations, and capable, under dry conditions, of supporting snow removal equipment, aircraft rescue and fire fighting equipment, and the occasional passage of aircraft without causing structural damage to the aircraft.

- b. **Runway Object Free Area (ROFA).** Equipment must be removed from the ROFA when not in use. Material should not be stockpiled in the ROFA unless necessary and specifically approved by the Owner.
- c. **Taxiway Safety Area (TSA).** No construction may occur within the TSA while the taxiway is open for aircraft operations. The TSA dimensions may be temporarily adjusted if the taxiway is restricted to aircraft operations requiring a TSA that is equal to the TSA width available during construction. The airport operator must coordinate the adjustment of the TSA dimensions with the appropriate FAA Airports Regional or District Office and the FAA air traffic manager and issue a NOTAM.

Open trenches or excavations are not permitted within the TSA while the taxiway is open. If possible, backfill trenches before the taxiway is opened. If the taxiway must be opened before excavations are backfilled, cover the excavations appropriately. Covering for open trenches must be designed to allow the safe operation of the heaviest aircraft operating on the taxiway across the trench without damage to the aircraft. The Contractor must prominently mark open trenches and excavations at the construction site with red or orange flags, as approved by the airport operator, and light them with red lights during hours of restricted visibility or darkness.

Soil erosion must be controlled to maintain TSA standards, that is, the TSA must be cleared and graded and have no potentially hazardous ruts, humps, depressions, or other surface variations, and capable, under dry conditions, of supporting snow removal equipment, aircraft rescue and firefighting equipment, and the occasional passage of aircraft without causing structural damage to the aircraft.

- d. **Taxiway Object Free Area (TOFA).** No construction may occur within the taxiway object free area while the taxiway is open for aircraft operations. The TOFA may be temporarily adjusted if the taxiway is restricted to aircraft operations requiring a TOFA that is equal to the TOFA width available. Construction activity may be accomplished without adjusting the width of the TOFA subject to the following restrictions:
- Appropriate NOTAMS are issued
 - Marking and lighting meeting the provisions of paragraphs 14 and 16 above are implemented
 - Five-foot clearance is maintained between equipment and materials and any part of an aircraft (includes wingtip overhang). In these situations, flaggers must be used to direct construction equipment, and wing walkers will be necessary to guide aircraft. Wing walkers should be airline/aviation personnel rather than construction workers. If such clearance can only be maintained if an aircraft does not have full use of the entire taxiway width, then it will be necessary to move personnel and equipment for the passage of that aircraft.
- e. **Obstacle Free Zone (OFZ).** In general, personnel, material, and/or equipment may not penetrate the OFZ while the runway is open for aircraft operations. If a penetration to the OFZ is necessary, it may be possible to continue aircraft operations through operational restrictions.
- f. **Runway Approach/Departure Areas and Clearways.** All personnel, materials, and/or equipment must remain clear of the applicable threshold siting surfaces, as defined in AC 150/5300-13A. No work or activity under this contract will impact runway approach/departure clearances.

18. OTHER LIMITATIONS ON CONSTRUCTION

A 7460 determination letter from the FAA acknowledging equipment heights within the project area is required before construction can commence.

There will be no use of open flame welding or torches unless fire safety precautions are provided and the airport operator has approved their use. Fire watch by the Airport Rescue and Fire Fighting (ARFF) personnel is typically required.

No use of electrical blasting caps on or within 1,000 feet of the airport property will be allowed.

The use of flare pots within the air operations area is prohibited.

APPENDIX A

CONSTRUCTION PROJECT DAILY SAFETY INSPECTION CHECKLIST

Construction Project Daily Safety Inspection Checklist

The situations identified below are potentially hazardous conditions that may occur during airport construction projects. Safety area encroachments, unauthorized and improper ground vehicle operations, and unmarked or uncovered holes and trenches near aircraft operating surfaces pose the most prevalent threats to airport operational safety during airport construction projects. The list below is one tool that the airport operator or contractor may use to aid in identifying and correcting potentially hazardous conditions. It should be customized as appropriate for each project.

Potentially Hazardous Conditions Item	Action Required	or	None
Excavation adjacent to runways, taxiways, and aprons improperly backfilled.			
Mounds of earth, construction materials, temporary structures, and other obstacles near any open runway, taxiway, or taxi lane; in the related Object Free area and aircraft approach or departure areas/zones; or obstructing any sign or marking.			
Runway resurfacing projects resulting in lips exceeding 3 in (7.6 cm) from pavement edges and ends.			
Heavy equipment (stationary or mobile) operating or idle near AOA, in runway approaches and departures areas, or in OFZ.			
Equipment or material near NAVAIDs that may degrade or impair radiated signals and/or the monitoring of navigation and visual aids. Unauthorized or improper vehicle operations in localizer or glide slope critical areas, resulting in electronic interference and/or facility shutdown.			
Tall and especially relatively low visibility units (that is, equipment with slim profiles) — cranes, drills, and similar objects — located in critical areas, such as OFZ and approach zones.			
Improperly positioned or malfunctioning lights or unlighted airport hazards, such as holes or excavations, on any apron, open taxiway, or open taxi lane or in a related safety, approach, or departure area.			

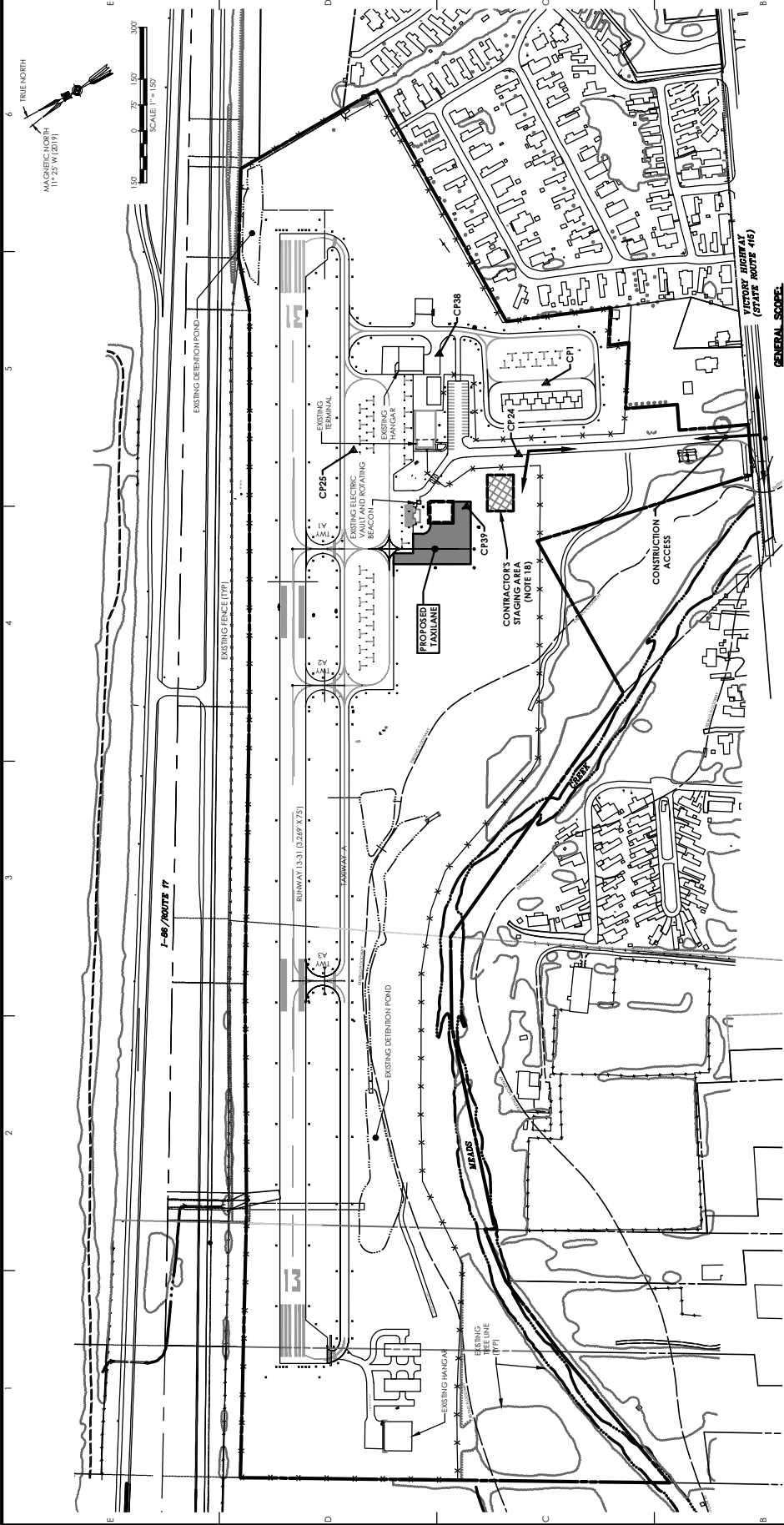
Potentially Hazardous Conditions Item	Action Required or None
<p>Obstacles, loose pavement, trash, and other debris on or near AOA. Construction debris (gravel, sand, mud, paving materials) on airport pavements may result in aircraft propeller, turbine engine, or tire damage. Also, loose materials may blow about, potentially causing personal injury or equipment damage.</p>	
<p>Improper or inadequate marking or lighting of runways (especially thresholds that have been displaced or runways that have been closed) and taxiways that could cause pilot confusion and provide a potential for a runway incursion. Inadequate or improper methods of marking, barricading, and lighting of temporarily closed portions of AOA create aviation hazards.</p>	
<p>Wildlife attractants — such as trash (food scraps not collected from construction personnel activity), grass seeds, tall grass, or standing water — on or near airports.</p>	
<p>Obliterated or faded temporary markings on active operational areas.</p>	
<p>Misleading or malfunctioning obstruction lights. Unlighted or unmarked obstructions in the approach to any open runway pose aviation hazards.</p>	
<p>Failure to issue, update, or cancel NOTAMs about airport or runway closures or other construction related airport conditions.</p>	
<p>Failure to mark and identify utilities or power cables. Damage to utilities and power cables during construction activity can result in the loss of runway / taxiway lighting; loss of navigation, visual, or approach aids; disruption of weather reporting services; and/or loss of communications.</p>	
<p>Restrictions on ARFF access from fire stations to the runway / taxiway system or airport buildings.</p>	

Potentially Hazardous Conditions Item	Action Required or None
Lack of radio communications with construction vehicles in airport movement areas.	
Objects, regardless of whether they are marked or flagged, or activities anywhere on or near an airport that could be distracting, confusing, or alarming to pilots during aircraft operations.	
Spillage from vehicles (gasoline, diesel fuel, oil) on active pavement areas, such as runways, taxiways, aprons, and airport roadways.	
Failure to maintain drainage system integrity during construction (for example, no temporary drainage provided when working on a drainage system).	
Failure to provide for proper electrical lockout and tagging procedures. At larger airports with multiple maintenance shifts/workers, construction contractors should make provisions for coordinating work on circuits.	
Failure to control dust. Consider limiting the amount of area from which the contractor is allowed to strip turf.	
Exposed wiring that creates an electrocution or fire ignition hazard. Identify and secure wiring, and place it in conduit or bury it.	
Site burning, which can cause possible obscuration.	
Construction work taking place outside of designated work areas and out of phase.	

APPENDIX B

DRAWINGS

- **GENERAL PLAN**
- **CONSTRUCTION SAFETY AND PHASING PLAN**



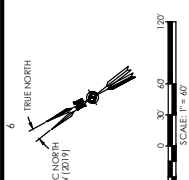
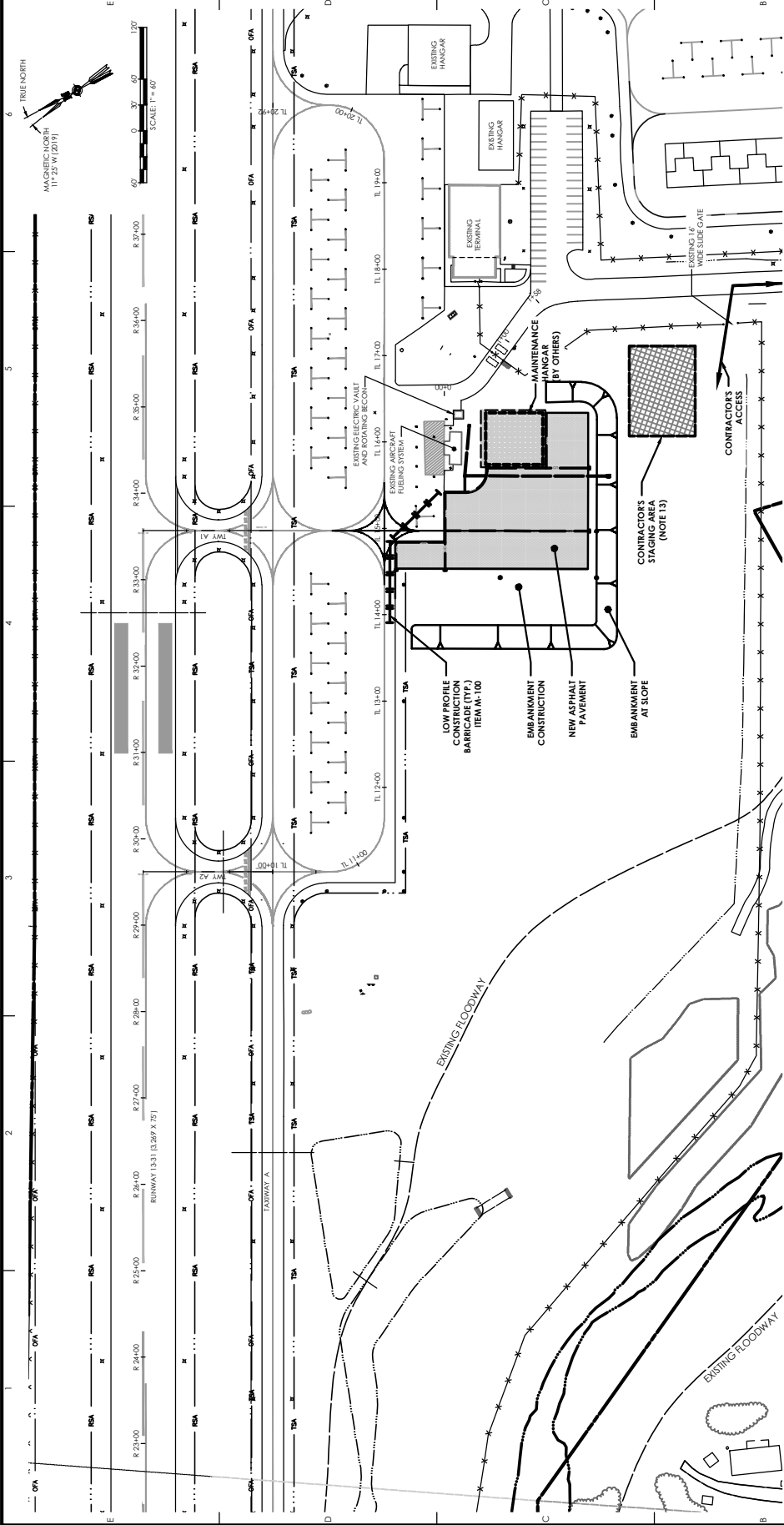
- GENERAL NOTES:**
- SURVEY CONTROL IS REFERENCED TO NAD 83.
 - THE HORIZONTAL AND VERTICAL LOCATION OF ALL EXISTING UTILITIES AND APPURTENANCES, BOTH ABOVE AND BELOW GROUND, SHOWN ON THE PLANS ARE APPROXIMATE AND IS NOT GUARANTEED. THE DATA FOR EXISTING UTILITIES HAS BEEN OBTAINED FROM THE UTILITIES OWNERS RECORDS. THE CONTRACTOR SHALL BE RESPONSIBLE FOR DETERMINING THE EXACT HORIZONTAL AND VERTICAL LOCATION OF ALL UTILITIES. THE OWNERS OF THE VARIOUS UTILITIES WILL FIELD LOCATE AND MARK THE LOCATION OF THE UTILITIES. THE CONTRACTOR IS CAUTIONED TO NOTIFY CENTRAL STATE FOR LOCATION OF UNDERGROUND UTILITIES BEFORE UNDERMINING ANY CONSTRUCTION IN THIS AREA. PHONE 1-800-745-7474.
 - PROPERTY LINES, RIGHT-OF-WAY LINES, AND OWNER NAMES SHOWN ON THE PLANS ARE TAKEN FROM RECORDS.
 - THE CONTRACTOR SHALL BE RESPONSIBLE FOR ALL DAMAGE TO EXISTING PAVEMENT, FENCES, SIDEWALKS, LAWN AREAS, TREES AND OTHER EXISTING FEATURES CAUSED BY HIS OPERATION. ALL SUCH DAMAGE SHALL BE REPAIRED OR REPLACED IN KIND BY THE CONTRACTOR AT HIS EXPENSE TO THE OWNER.
 - THE CONTRACTOR SHALL PRESERVE AND PROTECT FROM DAMAGE, ALL TREES NOT INDICATED FOR REMOVAL.
 - ANY IRON PINS, CONCRETE MONUMENTS, SURVEY MONUMENTS, OR OTHER ITEMS DEFINING PROPERTY LINES OR BARRIERS WHICH HAVE BEEN SET BY THE OWNER OR HIS REPRESENTATIVES SHALL BE PROPERLY FIELD AND ACCURATELY RESET UPON COMPLETION OF WORK BY THE CONTRACTOR AT HIS COST TO THE OWNER.
 - ALL AREAS SURVEYED BY THE CONTRACTOR OR HIS REPRESENTATIVES OTHER THAN THE 100 FOOT CONSTRUCTION GRADING BUFFER SHALL BE FIELD GRADED, TOPSOILED, SEEDED AND MULCHED. THE GRADING SHALL BE SWAGED TO ALLOW SURFACE DRAINAGE. THE COST FOR RESTORING THESE AREAS SHALL BE INCLUDED IN ITEM M.100.
 - SITE DRAINAGE SHALL BE MAINTAINED THROUGHOUT THE PERIOD OF CONSTRUCTION.
 - THE CONTRACTOR SHALL BE RESPONSIBLE FOR SHEET CONTROL THROUGHOUT THE PERIOD OF CONSTRUCTION. INCLUDE COST IN ITEM M.100. VISIBLE DUST CLOUDS WILL NOT BE PERMITTED.
 - WHEREAS PAVEMENT AND DRIVEWAY GRADING SHALL BE PERMITTED, THE CONTRACTOR SHALL SAW CUT THE EXISTING PAVEMENT WITH AN ASBESTOS STRAIGHT VERICAL EDGE. THE CONTRACTOR SHALL WARP NEW PAVEMENT GRADINGS TO MATCH EXISTING PAVEMENT GRADINGS. SAW CUT A MINIMUM DEPTH OF 4".
 - THE CONTRACTOR SHALL NOT LEAVE ANY CONSTRUCTION EQUIPMENT RUNNING OR UNATTENDED IN CLOSE PROXIMITY TO BUILDINGS.
 - PRIOR TO THE START OF CONSTRUCTION, THE CONTRACTOR SHALL STRIP AND STOCKPILE ALL MATERIAL SUITABLE FOR TOPSOILING, AND AIR OPERATIONS AREAS.
 - THE CONTRACTOR SHALL KEEP EQUIPMENT THAT IS NOT NECESSARY FOR HIS OPERATIONS AWAY FROM THE EXISTING TERMINAL AND AIR OPERATIONS AREAS.
 - ADDITIONAL CONDITIONS OF CONSTRUCTION ARE FOUND IN ACTS 160, 167, 200, 202, 203, 204, 205, 206, 207, 208, 209, 210, 211, 212, 213, 214, 215, 216, 217, 218, 219, 220, 221, 222, 223, 224, 225, 226, 227, 228, 229, 230, 231, 232, 233, 234, 235, 236, 237, 238, 239, 240, 241, 242, 243, 244, 245, 246, 247, 248, 249, 250, 251, 252, 253, 254, 255, 256, 257, 258, 259, 260, 261, 262, 263, 264, 265, 266, 267, 268, 269, 270, 271, 272, 273, 274, 275, 276, 277, 278, 279, 280, 281, 282, 283, 284, 285, 286, 287, 288, 289, 290, 291, 292, 293, 294, 295, 296, 297, 298, 299, 300, 301, 302, 303, 304, 305, 306, 307, 308, 309, 310, 311, 312, 313, 314, 315, 316, 317, 318, 319, 320, 321, 322, 323, 324, 325, 326, 327, 328, 329, 330, 331, 332, 333, 334, 335, 336, 337, 338, 339, 340, 341, 342, 343, 344, 345, 346, 347, 348, 349, 350, 351, 352, 353, 354, 355, 356, 357, 358, 359, 360, 361, 362, 363, 364, 365, 366, 367, 368, 369, 370, 371, 372, 373, 374, 375, 376, 377, 378, 379, 380, 381, 382, 383, 384, 385, 386, 387, 388, 389, 390, 391, 392, 393, 394, 395, 396, 397, 398, 399, 400, 401, 402, 403, 404, 405, 406, 407, 408, 409, 410, 411, 412, 413, 414, 415, 416, 417, 418, 419, 420, 421, 422, 423, 424, 425, 426, 427, 428, 429, 430, 431, 432, 433, 434, 435, 436, 437, 438, 439, 440, 441, 442, 443, 444, 445, 446, 447, 448, 449, 450, 451, 452, 453, 454, 455, 456, 457, 458, 459, 460, 461, 462, 463, 464, 465, 466, 467, 468, 469, 470, 471, 472, 473, 474, 475, 476, 477, 478, 479, 480, 481, 482, 483, 484, 485, 486, 487, 488, 489, 490, 491, 492, 493, 494, 495, 496, 497, 498, 499, 500, 501, 502, 503, 504, 505, 506, 507, 508, 509, 510, 511, 512, 513, 514, 515, 516, 517, 518, 519, 520, 521, 522, 523, 524, 525, 526, 527, 528, 529, 530, 531, 532, 533, 534, 535, 536, 537, 538, 539, 540, 541, 542, 543, 544, 545, 546, 547, 548, 549, 550, 551, 552, 553, 554, 555, 556, 557, 558, 559, 560, 561, 562, 563, 564, 565, 566, 567, 568, 569, 570, 571, 572, 573, 574, 575, 576, 577, 578, 579, 580, 581, 582, 583, 584, 585, 586, 587, 588, 589, 590, 591, 592, 593, 594, 595, 596, 597, 598, 599, 600, 601, 602, 603, 604, 605, 606, 607, 608, 609, 610, 611, 612, 613, 614, 615, 616, 617, 618, 619, 620, 621, 622, 623, 624, 625, 626, 627, 628, 629, 630, 631, 632, 633, 634, 635, 636, 637, 638, 639, 640, 641, 642, 643, 644, 645, 646, 647, 648, 649, 650, 651, 652, 653, 654, 655, 656, 657, 658, 659, 660, 661, 662, 663, 664, 665, 666, 667, 668, 669, 670, 671, 672, 673, 674, 675, 676, 677, 678, 679, 680, 681, 682, 683, 684, 685, 686, 687, 688, 689, 690, 691, 692, 693, 694, 695, 696, 697, 698, 699, 700, 701, 702, 703, 704, 705, 706, 707, 708, 709, 710, 711, 712, 713, 714, 715, 716, 717, 718, 719, 720, 721, 722, 723, 724, 725, 726, 727, 728, 729, 730, 731, 732, 733, 734, 735, 736, 737, 738, 739, 740, 741, 742, 743, 744, 745, 746, 747, 748, 749, 750, 751, 752, 753, 754, 755, 756, 757, 758, 759, 760, 761, 762, 763, 764, 765, 766, 767, 768, 769, 770, 771, 772, 773, 774, 775, 776, 777, 778, 779, 780, 781, 782, 783, 784, 785, 786, 787, 788, 789, 790, 791, 792, 793, 794, 795, 796, 797, 798, 799, 800, 801, 802, 803, 804, 805, 806, 807, 808, 809, 810, 811, 812, 813, 814, 815, 816, 817, 818, 819, 820, 821, 822, 823, 824, 825, 826, 827, 828, 829, 830, 831, 832, 833, 834, 835, 836, 837, 838, 839, 840, 841, 842, 843, 844, 845, 846, 847, 848, 849, 850, 851, 852, 853, 854, 855, 856, 857, 858, 859, 860, 861, 862, 863, 864, 865, 866, 867, 868, 869, 870, 871, 872, 873, 874, 875, 876, 877, 878, 879, 880, 881, 882, 883, 884, 885, 886, 887, 888, 889, 890, 891, 892, 893, 894, 895, 896, 897, 898, 899, 900, 901, 902, 903, 904, 905, 906, 907, 908, 909, 910, 911, 912, 913, 914, 915, 916, 917, 918, 919, 920, 921, 922, 923, 924, 925, 926, 927, 928, 929, 930, 931, 932, 933, 934, 935, 936, 937, 938, 939, 940, 941, 942, 943, 944, 945, 946, 947, 948, 949, 950, 951, 952, 953, 954, 955, 956, 957, 958, 959, 960, 961, 962, 963, 964, 965, 966, 967, 968, 969, 970, 971, 972, 973, 974, 975, 976, 977, 978, 979, 980, 981, 982, 983, 984, 985, 986, 987, 988, 989, 990, 991, 992, 993, 994, 995, 996, 997, 998, 999, 1000.
 - CONTRACTOR SHALL RESTORE ANY STAGING AREA TO ITS ORIGINAL CONDITION AT HIS COST TO THE OWNER.

GENERAL SCOPE:

- CONSTRUCT APPROXIMATELY 4,000 CY EMBANKMENT.
- INSTALL DRAINAGE FEATURES AND UNDERDRAINS.
- PLACE SEPARATION FABRIC, 12" SUBBASE, 2" ASPHALT BINDER COURSE, 2" ASPHALT SURFACE COURSE.
- PAINT TAXI LANE MARKINGS.
- ESTABLISH TURF.

CONTROL POINTS (NAD 83)

POINT NUMBER	DESCRIPTION	ELEVATION (FT)	NORTHING	EASTING
CP1	MAG NAIL	927.174	791527.4200	0750072880
CP2	MAG NAIL	927.270	791516.4301	0748224468
CP3	MAG NAIL	927.480	794112.5384	0750977942
CP8	MAG NAIL	928.423	791741.5480	0752274093
CP9	B/C	922.476	791900.0307	0748005114



WORK AREA PHASE NOTES:

- REFER TO THE CSPP IN CONTRACT DOCUMENTS.
- MAINTAIN AIRCRAFT ACCESS TO THE AIRCRAFT FUELING SYSTEM AT ALL TIMES.
- WORK AREA**
 - INCLUDES ALL EMBANKMENT, SEPARATION FABRIC, PAVING SUBBASE ASPHALT PAVING, AND PAVEMENT MARKINGS.
 - EXISTING ASPHALT WILL BE CLOSED ADJACENT TO THE TAXILANE CONSTRUCTION FOR THE DURATION OF WORK IN THIS AREA.
 - ASPHALT SHALL CURE 30 DAYS PRIOR TO APPLYING PERMANENT MARKINGS.
- NOTES:**
 - COMPLETE ALL WORK IN 45 CALENDAR DAYS.

GENERAL PHASING NOTES:

1. THE CONTRACTOR SHALL BE RESPONSIBLE FOR ALL PHASING OPERATIONS. A 72 HOUR NOTICE FOR CLOSURE OR REOPENING OF ANY RUNWAYS, TAXIWAYS OR APRONS.
2. RUNWAY AND TAXIWAY LIGHTS IN CLOSED AREAS SHALL BE DEACTIVATED OR COVERED AS DIRECTED BY THE ENGINEER/AIRCRAFT MANAGER.
3. LIGHT PLANKS FOR NIGHT TIME CONSTRUCTION SHALL BE PLACED TO DIRECT THE LIGHT AWAY FROM RUNWAY, APPROACHES AND ADJACENT HOMES.
4. BARRICADE PLACEMENT IN ALL WORK AREAS SHALL BE APPROVED BY THE AIRPORT MANAGER OR ENGINEER ON A DAILY BASIS.
5. A MAXIMUM 1.5' DROPT OFF MUST BE PROVIDED AT ALL PAVEMENT EDGES PRIOR TO REOPENING ANY RUNWAY OR TAXIWAY.
6. CONTRACTOR PERSONNEL AND VEHICLES SHALL YIELD TO ALL AIRCRAFT AND MOVE ALL PERSONS AND EQUIPMENT OUTSIDE OF OBJECT FREE AREAS TO ALLOW SAFE PASSAGE OF AIRCRAFT.
7. THE CONTRACTOR IS ADVISED THAT THE WORK AREAS OF THE CONTRACT ARE ON THE AIRPORT ACCESS ROAD AND AIRCRAFT APRONS AT ALL TIMES. THE CONTRACTOR IS RESPONSIBLE FOR ALL SAFETY AND PROTECTION OF WORK AREAS.
8. CONTRACTOR'S EQUIPMENT SHALL NOT EXCEED 30 FEET IN HEIGHT UNLESS OTHERWISE APPROVED.
9. PAYMENT FOR ALL PHASING WORK ITEMS SHALL BE INCLUDED IN ITEM M-100 UNLESS OTHERWISE SPECIFIED.
10. SAFETY AREAS SHALL BE FREE OF RIDS AND DEPRESSIONS IN EXCESS OF 3 INCHES PRIOR TO OPENING A RUNWAY OR TAXIWAY.
11. AIRPORT PAVEMENTS SHALL BE CLEANED PRIOR TO BE OPENING TO AIRCRAFT. PAVEMENTS SHALL BE FREE OF DIRT, STONES, DIRT AND/OR DEBRIS.
12. VEHICLES OR PERSONNEL ARE NOT ALLOWED OUTSIDE DESIGNATED WORK AREAS WITHOUT THE PERMISSION OF THE AIRPORT OPERATOR.
13. CONTRACTOR SHALL RESTORE ANY STAGING AREA TO ITS ORIGINAL CONDITION AT NO COST TO THE OWNER.
14. PAVEMENTS OPEN TO AIRCRAFT SHALL BE KEPT CLEAN AND FREE OF DIRT AND DEBRIS AT ALL TIMES.
15. ACCESS GATE SHALL BE DOUBLE LOCKED WITH AIRPORT LOCK. CONTRACTOR SHALL LOCK ACCESS GATE WHEN NOT ON SITE.

CONTRACTOR'S STAGING AREA (NOTE 13)

CONTRACTOR'S ACCESS

EXISTING FLOWWAY

EXISTING FLOWWAY

APPENDIX C

SAFETY PLAN COMPLIANCE DOCUMENT (SPCD)

**AC 150/5370-2F SAFETY PLAN COMPLIANCE DOCUMENT (SPCD)
WORKSHEET FOR AIRPORT PROJECTS**

Contractor's Responsibility

Following Federal Aviation Administration (FAA) Advisory Circular 150/5370-2F, an SPCD for a project shall be submitted to the Engineer for review and approval. This should be submitted 14 days prior to the preconstruction conference. The notice-to-proceed cannot be issued without approval of this document.

Any proposed alteration by the contractor from the CSPP shall be fully explained so a thorough analysis and determination can be made of the proposed modification.

Project Information

Project ID: Construct T-Hangar Taxilane Airport: Corning-Painted Post Airport
Description of Project: Pavement Construction
Type of Work: Heavy/Highway
Prime Contractor: _____
Address: _____
Contractor Contact: _____ Phone: _____
Airport Operator Contact: _____ Phone: _____

The following shall complement the safety plan compliance document:

1. Contractor shall have copies of the CSPP and SPCD available at all times for reference by the airport operator and its representatives, and by subcontractors and contractor employees.

Location(s) of CSPP and SPCD: _____

2. Provide a point of contact that will coordinate an immediate response to correct any construction-related activity that may adversely affect the operational safety of the airport. Project will require 24-hour coverage.

Point of Contact: _____ Phone: _____

3. Contractor's on-site employees responsible for monitoring compliance with the CSPP and SPCD whenever active construction is taking place.

Contact Person: _____ Phone: _____

Contact Person: _____ Phone: _____

Supplemental Information

Include any additional information or amendments to the Construction Safety and Phasing Plan required for the project.

1. Coordination

In Compliance Deviations/Modifications:

2. Phasing

In Compliance Deviations/Modifications:

3. Areas and Operations Affected By Construction Activity

In Compliance Deviations/Modifications:

4. Navigation Aid (NAVAID) Protection

In Compliance Deviations/Modifications:

5. Contractor Access

In Compliance Deviations/Modifications:

6. Wildlife Management

In Compliance Deviations/Modifications:

7. Foreign Object Debris (FOD) Management

In Compliance Deviations/Modifications:

8. Hazardous Materials (HAZMAT) Management

In Compliance Deviations/Modifications:

9. Notification of Construction Activities

In Compliance Deviations/Modifications:

10. Inspection Requirements

In Compliance

Deviations/Modifications:

11. Underground Utilities

In Compliance

Deviations/Modifications:

12. Penalties

In Compliance

Deviations/Modifications:

13. Special Conditions

In Compliance

Deviations/Modifications:

14. Runway and Taxiway Visual Aids

In Compliance

Deviations/Modifications:

15. Marking and Signs for Access Routes

In Compliance

Deviations/Modifications:

16. Hazard Marking, Lighting and Signing

In Compliance

Deviations/Modifications:

17. Protection of Runway and Taxiway Safety Areas

In Compliance

Deviations/Modifications:

18. Other Limitations on Construction

In Compliance

Deviations/Modifications:

SPCD Amendment

The SPCD shall be amended any time there is a construction practice proposed by the contractor that does not conform to the CSPP and SPCD and may impact the airport's operational safety. This will require a revision to the CSPP and SPCD and re-coordination with the airport operator and the FAA in advance.

Certification

We have read and understand the operational safety requirements of the Construction Safety and Phasing Plan for the above named project and will abide by all provisions as written and with any additions or amendments as noted in the supplemental information. We will not deviate from the plan unless otherwise approved in writing by the Owner.

We certify that at least one employee familiar with the compliance of the safety plan procedures and the regulations of the airport will be on-site whenever active construction activities are in progress.

Contractor: _____

Print Name: _____ Title: _____

Signature: _____ Date: _____

WAGE RATES

Pursuant to provisions of Section 220-A of the Labor Law, as amended, provides that it shall be the duty of the fiscal officer to make a determination of the schedule of minimum wages to be paid to all laborers, workmen, and mechanics for work to be done under terms of this Contract. The amount of supplements listed on the enclosed schedules does not necessarily include all types of prevailing supplements in the locality and a future determination of the Industrial Commissioner may require the Contractor to provide additional supplements.

The following wage rates apply:

- A. United States Department of Labor - Decision of the Secretary found at:

https://beta.sam.gov/wage-determination/NY20200018/0?index=wd&keywords=new&is_active=true&sort=-relevance&date_filter_index=0&date_rad_selection=date&wdType=dbra&construction_type=Highway&state=NY&county=16112&page=1

- B. State of New York Department of Labor, prevailing Wage Rate Schedule. Access wage schedule PRC# 2020002979 on the internet at:

<http://apps.labor.ny.gov/wpp/publicViewProject.do?method=showIt&id=1495288>

"Whenever wage rates for the same occupation are different, the Contractor shall pay the highest wage rates."

Technical Specifications

Item C-102 Temporary Air and Water Pollution, Soil Erosion, and Siltation Control

DESCRIPTION

102-1. This item shall consist of temporary control measures as shown on the plans or as ordered by the Resident Project Representative (RPR) during the life of a contract to control pollution of air and water, soil erosion, and siltation through the use of silt fences, berms, dikes, dams, sediment basins, fiber mats, gravel, mulches, grasses, slope drains, and other erosion control devices or methods.

Temporary erosion control shall be in accordance with the approved erosion control plan; the approved Construction Safety and Phasing Plan (CSPP) and AC 150/5370-2, *Operational Safety on Airports During Construction*. The temporary erosion control measures contained herein shall be coordinated with the permanent erosion control measures specified as part of this contract to the extent practical to assure economical, effective, and continuous erosion control throughout the construction period.

Temporary control may include work outside the construction limits such as borrow pit operations, equipment and material storage sites, waste areas, and temporary plant sites.

Temporary control measures shall be designed, installed and maintained to minimize the creation of wildlife attractants that have the potential to attract hazardous wildlife on or near public-use airports.

MATERIALS

102-2.1 Grass. Grass that will not compete with the grasses sown later for permanent cover per Item T-901 shall be a quick-growing species (such as ryegrass, Italian ryegrass, or cereal grasses) suitable to the area providing a temporary cover. Selected grass species shall not create a wildlife attractant.

102-2.2 Mulches. Mulches may be hay, straw, fiber mats, netting, bark, wood chips, or other suitable material reasonably clean and free of noxious weeds and deleterious materials per Item T-908. Mulches shall not create a wildlife attractant.

102-2.3 Fertilizer. Fertilizer shall be a standard commercial grade and shall conform to all federal and state regulations and to the standards of the Association of Official Agricultural Chemists.

102-2.4 Slope drains. Slope drains may be constructed of pipe, fiber mats, rubble, concrete, asphalt, or other materials that will adequately control erosion.

102-2.5 Silt fence. Silt fence shall consist of polymeric filaments which are formed into a stable network such that filaments retain their relative positions. Synthetic filter fabric shall contain ultraviolet ray inhibitors and stabilizers to provide a minimum of six months of expected usable construction life. Silt fence shall meet the requirements of ASTM D6461.

102-2.6 Other. All other materials shall meet commercial grade standards and shall be approved by the RPR before being incorporated into the project.

CONSTRUCTION REQUIREMENTS

102-3.1 General. In the event of conflict between these requirements and pollution control laws, rules, or regulations of other federal, state, or local agencies, the more restrictive laws, rules, or regulations shall apply.

The RPR shall be responsible for assuring compliance to the extent that construction practices, construction operations, and construction work are involved.

102-3.2 Schedule. Prior to the start of construction, the Contractor shall submit schedules in accordance with the approved Construction Safety and Phasing Plan (CSPP) and the plans for accomplishment of temporary and permanent erosion control work for clearing and grubbing; grading; construction; paving; and structures at watercourses. The Contractor shall also submit a proposed method of erosion and dust control on haul roads and borrow pits and a plan for disposal of waste materials. Work shall not be started until the erosion control schedules and methods of operation for the applicable construction have been accepted by the RPR.

102-3.3 Construction details. The Contractor will be required to incorporate all permanent erosion control features into the project at the earliest practicable time as outlined in the plans and approved CSPP. Except where future construction operations will damage slopes, the Contractor shall perform the permanent seeding and mulching and other specified slope protection work in stages, as soon as substantial areas of exposed slopes can be made available. Temporary erosion and pollution control measures will be used to correct conditions that develop during construction that were not foreseen during the design stage; that are needed prior to installation of permanent control features; or that are needed temporarily to control erosion that develops during normal construction practices, but are not associated with permanent control features on the project.

Where erosion may be a problem, schedule and perform clearing and grubbing operations so that grading operations and permanent erosion control features can follow immediately if project conditions permit. Temporary erosion control measures are required if permanent measures cannot immediately follow grading operations. The RPR shall limit the area of clearing and grubbing, excavation, borrow, and embankment operations in progress, commensurate with the Contractor's capability and progress in keeping the finish grading, mulching, seeding, and other such permanent control measures current with the accepted schedule. If seasonal limitations make such coordination unrealistic, temporary erosion control measures shall be taken immediately to the extent feasible and justified as directed by the RPR.

The Contractor shall provide immediate permanent or temporary pollution control measures to minimize contamination of adjacent streams or other watercourses, lakes, ponds, or other areas of water impoundment as directed by the RPR. If temporary erosion and pollution control measures are required due to the Contractor's negligence, carelessness, or failure to install permanent controls as a part of the work as scheduled or directed by the RPR, the work shall be performed by the Contractor and the cost shall be incidental to this item.

The RPR may increase or decrease the area of erodible earth material that can be exposed at any time based on an analysis of project conditions.

The erosion control features installed by the Contractor shall be maintained by the Contractor during the construction period.

Provide temporary structures whenever construction equipment must cross watercourses at frequent intervals. Pollutants such as fuels, lubricants, bitumen, raw sewage, wash water from concrete mixing operations, and other harmful materials shall not be discharged into any waterways, impoundments or into natural or manmade channels.

102-3.4 Installation, maintenance and removal of silt fence. Silt fences shall extend a minimum of 16 inches (41 cm) and a maximum of 34 inches (86 cm) above the ground surface. Posts shall be set no more than 10 feet (3 m) on center. Filter fabric shall be cut from a continuous roll to the length required minimizing joints where possible. When joints are necessary, the fabric shall be spliced at a support post with a minimum 12-inch (300-mm) overlap and securely sealed. A trench shall be excavated approximately 4 inches (100 mm) deep by 4 inches (100 mm) wide on

the upslope side of the silt fence. The trench shall be backfilled and the soil compacted over the silt fence fabric. The Contractor shall remove and dispose of silt that accumulates during construction and prior to establishment of permanent erosion control. The fence shall be maintained in good working condition until permanent erosion control is established. Silt fence shall be removed upon approval of the RPR.

METHOD OF MEASUREMENT

102-4.1 Temporary erosion and pollution control work required will be performed as scheduled or directed by the RPR. Completed and accepted work will be measured as Lump Sum.

102-4.2 Control work performed for protection of construction areas outside the construction limits, such as borrow and waste areas, haul roads, equipment and material storage sites, and temporary plant sites, will not be measured and paid for directly but shall be considered as a subsidiary obligation of the Contractor.

BASIS OF PAYMENT

102-5.1 Accepted quantities of temporary water pollution, soil erosion, and siltation control work ordered by the RPR and measured as provided in paragraph 102-4.1 will be paid for under:

Item C-102-5.1 Temporary Soil and Erosion Control - per lump sum

Where other directed work falls within the specifications for a work item that has a contract price, the units of work shall be measured and paid for at the contract unit price bid for the various items.

Temporary control features not covered by contract items that are ordered by the RPR will be paid for in accordance with Section 90, paragraph 90-05 *Payment for Extra Work*.

REFERENCES

The publications listed below form a part of this specification to the extent referenced. The publications are referred to within the text by the basic designation only.

Advisory Circulars (AC)

AC 150/5200-33 *Hazardous Wildlife Attractants on or Near Airports*

AC 150/5370-2 *Operational Safety on Airports During Construction*

ASTM International (ASTM)

ASTM D6461 *Standard Specification for Silt Fence Materials*

United States Department of Agriculture (USDA)

FAA/USDA Wildlife Hazard Management at Airports, A Manual for Airport Personnel

END OF ITEM C-102

Item C-105 Mobilization

105-1 Description. This item of work shall consist of, but is not limited to, work and operations necessary for the movement of personnel, equipment, material and supplies to and from the project site for work on the project except as provided in the contract as separate pay items.

105-2 Mobilization limit. Mobilization shall be limited to 4 percent of the total project cost.

105-3 Posted notices. Prior to commencement of construction activities, the Contractor must post the following documents in a prominent and accessible place where they may be easily viewed by all employees of the prime Contractor and by all employees of subcontractors engaged by the prime Contractor: Equal Employment Opportunity (EEO) Poster "Equal Employment Opportunity is the Law" in accordance with the Office of Federal Contract Compliance Programs Executive Order 11246, as amended; Davis Bacon Wage Poster (WH 1321) - DOL "Notice to All Employees" Poster; and Applicable Davis-Bacon Wage Rate Determination. These notices must remain posted until final acceptance of the work by the Owner.

105-4 Engineer/RPR field office. Refer to Item S-637 and other specs in this document.

METHOD OF MEASUREMENT

105-5 Basis of measurement and payment. Based upon the contract lump sum price for "Mobilization" partial payments will be allowed as follows:

- a. With first pay request, 25%.
- b. When 25% or more of the original contract is earned, an additional 25%.
- c. When 50% or more of the original contract is earned, an additional 40%.
- d. After Final Inspection, Staging area clean-up and delivery of all Project Closeout materials as required by Section 90, paragraph 90-11, *Contractor Final Project Documentation*, the final 10%.

BASIS OF PAYMENT

105-6 Payment will be made under:

Item C-105 Mobilization (4% Sub. Max) – per lump sum

REFERENCES

The publications listed below form a part of this specification to the extent referenced. The publications are referred to within the text by the basic designation only.

Office of Federal Contract Compliance Programs (OFCCP)

Executive Order 11246, as amended

EEOC-P/E-1 – Equal Employment Opportunity is the Law Poster

United States Department of Labor, Wage and Hour Division (WHD)
WH 1321 – Employee Rights under the Davis-Bacon Act Poster

END OF ITEM C-105

Item D-701 Pipe for Storm Drains and Culverts

DESCRIPTION

701-1.1 This item shall consist of the construction of pipe culverts and storm drains in accordance with these specifications and in reasonably close conformity with the lines and grades shown on the plans.

MATERIALS

701-2.1 Materials shall meet the requirements shown on the plans and specified below. Underground piping and components used in drainage systems for terminal and aircraft fueling ramp drainage shall be noncombustible and inert to fuel in accordance with National Fire Protection Association (NFPA) 415.

701-2.2 Pipe. The pipe shall be of the type called for on the plans or in the proposal and shall be in accordance with the following appropriate requirements:

AASHTO M252	Standard Specification for Corrugated Polyethylene Drainage Pipe, Double Wall, Smooth Interior
AASHTO M294	Standard Specification for Corrugated Polyethylene Pipe, 300- to 1500-mm (12- to 60-in.) Diameter
ASTM F667	Standard Specification for 3 through 24 in Corrugated Polyethylene Pipe and Fittings

701-2.3 Concrete. Not used.

701-2.4 Rubber gaskets. Rubber gaskets for rigid pipe shall conform to the requirements of ASTM C443. Rubber gaskets for PVC pipe, polyethylene, and polypropylene pipe shall conform to the requirements of ASTM F477. Rubber gaskets for zinc-coated steel pipe and pre-coated galvanized pipe shall conform to the requirements of ASTM D1056, for the "RE" closed cell grades. Rubber gaskets for steel reinforced thermoplastic ribbed pipe shall conform to the requirements of ASTM F477.

701-2.5 Joint mortar. Pipe joint mortar shall consist of one part Portland cement and two parts sand. The Portland cement shall conform to the requirements of ASTM C150, Type I. The sand shall conform to the requirements of ASTM C144.

701-2.6 Joint fillers. Poured filler for joints shall conform to the requirements of ASTM D6690. Not used.

701-2.7 Plastic gaskets. Plastic gaskets shall conform to the requirements of ASTM C990.

701-2.8. Controlled low-strength material (CLSM). Not used.

701-2.9 Precast box culverts. Manufactured in accordance with and conforming to ASTM C1433.

701-2.10 Precast concrete pipe. Precast concrete structures shall be furnished by a plant meeting National Precast Concrete Association Plant Certification Program or American Concrete Pipe Association QCast Plant Certification program.

CONSTRUCTION METHODS

701-3.1 Excavation. The width of the pipe trench shall be sufficient to permit satisfactory jointing of the pipe and thorough tamping of the bedding material under and around the pipe, but it shall not be less than the external diameter of the pipe plus 12 inches (300 mm) on each side. The trench walls shall be approximately vertical.

The Contractor shall comply with all current federal, state and local rules and regulations governing the safety of men and materials during the excavation, installation and backfilling operations. Specifically, the Contractor shall observe that all requirements of the Occupational Safety and Health Administration (OSHA) relating to excavations, trenching and shoring are strictly adhered to. The width of the trench shall be sufficient to permit satisfactory jointing of the pipe and thorough compaction of the bedding material under the pipe and backfill material around the pipe, but it shall not be greater than the widths shown on the plans trench detail.

Where rock, hardpan, or other unyielding material is encountered, the Contractor shall remove it from below the foundation grade for a depth of at least 8 inch (200 mm) or 1/2 inch (12 mm) for each foot of fill over the top of the pipe (whichever is greater) but for no more than three-quarters of the nominal diameter of the pipe. The excavation below grade should be filled with granular material to form a uniform foundation.

Where a firm foundation is not encountered at the grade established, due to soft, spongy, or other unstable soil, the unstable soil shall be removed and replaced with approved granular material for the full trench width. The RPR shall determine the depth of removal necessary. The granular material shall be compacted to provide adequate support for the pipe.

The excavation for pipes placed in embankment fill shall not be made until the embankment has been completed to a height above the top of the pipe as shown on the plans.

701-3.2 Bedding. The bedding surface for the pipe shall provide a foundation of uniform density to support the pipe throughout its entire length.

a. Rigid pipe. The pipe bedding shall be constructed uniformly for the full length of the pipe barrel, as required on the plans. The maximum aggregate size shall be 1 in when the bedding thickness is less than 6 inches, and 1-1/2 in when the bedding thickness is greater than 6 inches. Bedding shall be loosely placed uncompacted material under the middle third of the pipe prior to placement of the pipe.

b. Flexible pipe. For flexible pipe, the bed shall be roughly shaped to fit the pipe, and a bedding blanket of sand or fine granular material shall be provided as follows:

Flexible Pipe Bedding

Pipe Corrugation Depth		Minimum Bedding Depth	
inch	mm	inch	mm
1/2	12	1	25
1	25	2	50
2	50	3	75
2-1/2	60	3-1/2	90

c. Other pipe materials. For PVC, polyethylene, polypropylene, or fiberglass pipe, the bedding material shall consist of coarse sands and gravels with a maximum particle size of 3/4

inches (19 mm). For pipes installed under paved areas, no more than 12% of the material shall pass the No. 200 (0.075 mm) sieve. For all other areas, no more than 50% of the material shall pass the No. 200 (0.075 mm) sieve. The bedding shall have a thickness of at least 6 inches (150 mm) below the bottom of the pipe and extend up around the pipe for a depth of not less than 50% of the pipe's vertical outside diameter.

701-3.3 Laying pipe. The pipe laying shall begin at the lowest point of the trench and proceed upgrade. The lower segment of the pipe shall be in contact with the bedding throughout its full length. Bell or groove ends of rigid pipes and outside circumferential laps of flexible pipes shall be placed facing upgrade.

Paved or partially lined pipe shall be placed so that the longitudinal center line of the paved segment coincides with the flow line.

Elliptical and elliptically reinforced concrete pipes shall be placed with the manufacturer's reference lines designating the top of the pipe within five degrees of a vertical plane through the longitudinal axis of the pipe.

701-3.4 Joining pipe. Joints shall be made with (1) cement mortar, (2) cement grout, (3) rubber gaskets, (4) plastic gaskets, or (5) coupling bands.

Mortar joints shall be made with an excess of mortar to form a continuous bead around the outside of the pipe and shall be finished smooth on the inside. Molds or runners shall be used for grouted joints to retain the poured grout. Rubber ring gaskets shall be installed to form a flexible watertight seal.

a. Concrete pipe. Concrete pipe may be either bell and spigot or tongue and groove. Pipe sections at joints shall be fully seated and the inner surfaces flush and even. Concrete pipe joints shall be sealed with rubber gaskets meeting ASTM C443 when leak resistant joints are required. Concrete pipe joints shall be sealed with butyl mastic meeting ASTM C990 or mortar when soil tight joints are required. Joints shall be thoroughly wetted before applying mortar or grout.

b. Metal pipe. Metal pipe shall be firmly joined by form-fitting bands conforming to the requirements of ASTM A760 for steel pipe and AASHTO M196 for aluminum pipe.

c. PVC, Polyethylene, or Polypropylene pipe. Joints for PVC, Polyethylene, or Polypropylene pipe shall conform to the requirements of ASTM D3212 when leak resistant joints are required. Joints for PVC and Polyethylene pipe shall conform to the requirements of AASHTO M304 when soil tight joints are required. Fittings for polyethylene pipe shall conform to the requirements of AASHTO M252 or ASTM M294. Fittings for polypropylene pipe shall conform to ASTM F2881, ASTM F2736, or ASTM F2764.

d. Fiberglass pipe. Joints and fittings shall be as detailed on the plans and in accordance with the manufacturers recommendations. Joints shall meet the requirements of ASTM D4161 for flexible elastomeric seals.

701-3.5 Embedment and Overfill. Pipes shall be inspected before any fill material is placed; any pipes found to be out of alignment, unduly settled, or damaged shall be removed and re-laid or replaced at the Contractor's expense.

701-3.5-1 Embedment Material Requirements

a. Concrete Pipe. Embedment material and compaction requirements shall be in accordance with the applicable Type of Standard Installation (Types 1, 2, 3, or 4) per ASTM C1479. If a concrete cradle or CLSM embedment material is used, it shall conform to the plan details.

b. Plastic and fiberglass Pipe. Embedment material shall meet the requirements of ASTM D3282, A-1, clean crushed stone. Embedment material shall be free of organic material, stones larger than 1.5 inches in the greatest dimension, or frozen lumps. Embedment material shall extend to 12 inches above the top of the pipe.

c. Metal Pipe. Embedment material shall be granular as specified in the contract document and specifications, and shall be free of organic material, rock fragments larger than 1.5 inches in the greatest dimension and frozen lumps. As a minimum, backfill materials shall meet the requirements of ASTM D3282, A-1, A-2, or A-3. Embedment material shall extend to 12 inches above the top of the pipe.

701-3.5-2 Placement of Embedment Material

The embedment material shall be compacted in layers not exceeding 6 inches (150 mm) on each side of the pipe and shall be brought up one foot (30 cm) above the top of the pipe or to natural ground level, whichever is greater. Thoroughly compact the embedment material under the haunches of the pipe without displacing the pipe. Material shall be brought up evenly on each side of the pipe for the full length of the pipe.

When the top of the pipe is above the top of the trench, the embedment material shall be compacted in layers not exceeding 6 inches (150 mm) and shall be brought up evenly on each side of the pipe to one foot (30 cm) above the top of the pipe. All embedment material shall be compacted to a density required under Item P-152.

Concrete cradles and flowable fills, such as controlled low strength material (CLSM) or controlled density fill (CDF), may be used for embedment provided adequate flotation resistance can be achieved by restraints, weighing, or placement technique.

It shall be the Contractor's responsibility to protect installed pipes and culverts from damage due to construction equipment operations. The Contractor shall be responsible for installation of any extra strutting or backfill required to protect pipes from the construction equipment.

701-3.6 Overfill

Pipes shall be inspected before any overfill is in place. Any pipes found to be out of alignment, unduly settled, or damaged shall be removed and relaid or replaced at the Contractor's expense. Evaluation of any damage to RCP shall be evaluated based on AASHTO R73.

Overfill material shall be placed and compacted in layers as required to achieve compaction to at least 95 percent standard proctor per ASTM D1557. The soil shall contain no debris, organic matter, frozen material, or stones with a diameter greater than one half the thickness of the compacted layers being placed.

701-3.7 Inspection Requirements

An initial post installation inspection shall be performed by the RPR no sooner than 30 days after completion of installation and final backfill. Clean or flush all lines prior to inspection.

METHOD OF MEASUREMENT

701-4.1 The length of pipe shall be measured in linear feet (m) of pipe in place, completed, and accepted. It shall be measured along the centerline of the pipe from end or inside face of structure to the end or inside face of structure, whichever is applicable. Each class, type and size of pipe shall be measured separately. All fittings shall be included in the footage as typical pipe sections in the pipe being measured.

BASIS OF PAYMENT

701-5.0 These prices shall fully compensate the Contractor for furnishing all materials and for all preparation, excavation, and installation of these materials; and for all labor, equipment, tools, and incidentals necessary to complete the item.

701-5.1 Payment will be made at the contract unit price per linear foot (meter) for each kind of pipe of the type, class and size designated.

Payment will be made under:

Item 701-5.1	12 inch dia. Corrugated HDPE pipe (smooth interior) per linear foot (meter)
--------------	---

REFERENCES

The publications listed below form a part of this specification to the extent referenced. The publications are referred to within the text by the basic designation only.

American Association of State Highway and Transportation Officials (AASHTO)

AASHTO M167	Standard Specification for Corrugated Steel Structural Plate, Zinc-Coated, for Field-Bolted Pipe, Pipe-Arches, and Arches
AASHTO M190	Standard Specification for Bituminous-Coated Corrugated Metal Culvert Pipe and Pipe Arches
AASHTO M196	Standard Specification for Corrugated Aluminum Pipe for Sewers and Drains
AASHTO M219	Standard Specification for Corrugated Aluminum Alloy Structural Plate for Field-Bolted Pipe, Pipe-Arches, and Arches
AASHTO M243	Standard Specification for Field Applied Coating of Corrugated Metal Structural Plate for Pipe, Pipe-Arches, and Arches
AASHTO M252	Standard Specification for Corrugated Polyethylene Drainage Pipe
AASHTO M294	Standard Specification for Corrugated Polyethylene Pipe, 300- to 1500-mm (12- to 60-in.) Diameter
AASHTO M304	Standard Specification for Poly (Vinyl Chloride) (PVC) Profile Wall Drain Pipe and Fittings Based on Controlled Inside Diameter
AASHTO MP20	Standard Specification for Steel Reinforced Polyethylene (PE) Ribbed Pipe, 300- to 900-mm (12- to 36-in.) Diameter

ASTM International (ASTM)

ASTM A760	Standard Specification for Corrugated Steel Pipe, Metallic Coated for Sewers and Drains
ASTM A761	Standard Specification for Corrugated Steel Structural Plate, Zinc Coated, for Field-Bolted Pipe, Pipe-Arches, and Arches
ASTM A762	Standard Specification for Corrugated Steel Pipe, Polymer Precoated for Sewers and Drains
ASTM A849	Standard Specification for Post-Applied Coatings, Pavings, and Linings for Corrugated Steel Sewer and Drainage Pipe

ASTM B745	Standard Specification for Corrugated Aluminum Pipe for Sewers and Drains
ASTM C14	Standard Specification for Nonreinforced Concrete Sewer, Storm Drain, and Culvert Pipe
ASTM C76	Standard Specification for Reinforced Concrete Culvert, Storm Drain, and Sewer Pipe
ASTM C94	Standard Specification for Ready Mixed Concrete
ASTM C144	Standard Specification for Aggregate for Masonry Mortar
ASTM C150	Standard Specification for Portland Cement
ASTM C443	Standard Specification for Joints for Concrete Pipe and Manholes, Using Rubber Gaskets
ASTM C506	Standard Specification for Reinforced Concrete Arch Culvert, Storm Drain, and Sewer Pipe
ASTM C507	Standard Specification for Reinforced Concrete Elliptical Culvert, Storm Drain and Sewer Pipe
ASTM C655	Standard Specification for Reinforced Concrete D-Load Culvert, Storm Drain and Sewer Pipe
ASTM C990	Standard Specification for Joints for Concrete Pipe, Manholes, and Precast Box Sections Using Preformed Flexible Joint Sealants
ASTM C1433	Standard Specification for Precast Reinforced Concrete Monolithic Box Sections for Culverts, Storm Drains, and Sewers
ASTM D1056	Standard Specification for Flexible Cellular Materials Sponge or Expanded Rubber
ASTM D3034	Standard Specification for Type PSM Poly (Vinyl Chloride) (PVC) Sewer Pipe and Fittings
ASTM D3212	Standard Specification for Joints for Drain and Sewer Plastic Pipes Using Flexible Elastomeric Seals
ASTM D3262	Standard Specification for "Fiberglass" (Glass-Fiber Reinforced Thermosetting Resin) Sewer Pipe
ASTM D3282	Standard Practice for Classification of Soils and Soil-Aggregate Mixtures for Highway Construction Purposes
ASTM D4161	Standard Specification for "Fiberglass" (Glass-Fiber Reinforced Thermosetting Resin) Pipe Joints Using Flexible Elastomeric Seals
ASTM D6690	Standard Specification for Joint and Crack Sealants, Hot Applied, for Concrete and Asphalt Pavements
ASTM F477	Standard Specification for Elastomeric Seals (Gaskets) for Joining Plastic Pipe
ASTM F667	Standard Specification for 3 through 24 in. Corrugated Polyethylene Pipe and Fittings
ASTM F714	Standard Specification for Polyethylene (PE) Plastic Pipe (DR PR) Based on Outside Diameter

ASTM F794	Standard Specification for Poly (Vinyl Chloride) (PVC) Profile Gravity Sewer Pipe & Fittings Based on Controlled Inside Diameter
ASTM F894	Standard Specification for Polyethylene (PE) Large Diameter Profile Wall Sewer and Drain Pipe
ASTM F949	Standard Specification for Poly (Vinyl Chloride) (PVC) Corrugated Sewer Pipe with a Smooth Interior and Fittings
ASTM F2435	Standard Specification for Steel Reinforced Polyethylene (PE) Corrugated Pipe
ASTM F2562	Specification for Steel Reinforced Thermoplastic Ribbed Pipe and Fittings for Non-Pressure Drainage and Sewerage
ASTM F2736	Standard Specification for 6 to 30 in. (152 to 762 mm) Polypropylene (PP) Corrugated Single Wall Pipe and Double Wall Pipe
ASTM F2764	Standard Specification for 30 to 60 in. (750 to 1500 mm) Polypropylene (PP) Triple Wall Pipe and Fittings for Non-Pressure Sanitary Sewer Applications
ASTM F2881	Standard Specification for 12 to 60 in. (300 to 1500 mm) Polypropylene (PP) Dual Wall Pipe and Fittings for Non-Pressure Storm Sewer Applications

National Fire Protection Association (NFPA)

NFPA 415	Standard on Airport Terminal Buildings, Fueling Ramp Drainage, and Loading Walkways
----------	---

END ITEM D-701

Item D-701 Pipe for Storm Drains and Culverts

DESCRIPTION

701-1.1 This item shall consist of the construction of pipe culverts and storm drains in accordance with these specifications and in reasonably close conformity with the lines and grades shown on the plans.

MATERIALS

701-2.1 Materials shall meet the requirements shown on the plans and specified below. Underground piping and components used in drainage systems for terminal and aircraft fueling ramp drainage shall be noncombustible and inert to fuel in accordance with National Fire Protection Association (NFPA) 415.

701-2.2 Pipe. The pipe shall be of the type called for on the plans or in the proposal and shall be in accordance with the following appropriate requirements:

AASHTO M252	Standard Specification for Corrugated Polyethylene Drainage Pipe, Double Wall, Smooth Interior
AASHTO M294	Standard Specification for Corrugated Polyethylene Pipe, 300- to 1500-mm (12- to 60-in.) Diameter
ASTM F667	Standard Specification for 3 through 24 in Corrugated Polyethylene Pipe and Fittings

701-2.3 Concrete. Not used.

701-2.4 Rubber gaskets. Rubber gaskets for rigid pipe shall conform to the requirements of ASTM C443. Rubber gaskets for PVC pipe, polyethylene, and polypropylene pipe shall conform to the requirements of ASTM F477. Rubber gaskets for zinc-coated steel pipe and pre-coated galvanized pipe shall conform to the requirements of ASTM D1056, for the "RE" closed cell grades. Rubber gaskets for steel reinforced thermoplastic ribbed pipe shall conform to the requirements of ASTM F477.

701-2.5 Joint mortar. Pipe joint mortar shall consist of one part Portland cement and two parts sand. The Portland cement shall conform to the requirements of ASTM C150, Type I. The sand shall conform to the requirements of ASTM C144.

701-2.6 Joint fillers. Poured filler for joints shall conform to the requirements of ASTM D6690. Not used.

701-2.7 Plastic gaskets. Plastic gaskets shall conform to the requirements of ASTM C990.

701-2.8. Controlled low-strength material (CLSM). Not used.

701-2.9 Precast box culverts. Manufactured in accordance with and conforming to ASTM C1433.

701-2.10 Precast concrete pipe. Precast concrete structures shall be furnished by a plant meeting National Precast Concrete Association Plant Certification Program or American Concrete Pipe Association QCast Plant Certification program.

CONSTRUCTION METHODS

701-3.1 Excavation. The width of the pipe trench shall be sufficient to permit satisfactory jointing of the pipe and thorough tamping of the bedding material under and around the pipe, but it shall not be less than the external diameter of the pipe plus 12 inches (300 mm) on each side. The trench walls shall be approximately vertical.

The Contractor shall comply with all current federal, state and local rules and regulations governing the safety of men and materials during the excavation, installation and backfilling operations. Specifically, the Contractor shall observe that all requirements of the Occupational Safety and Health Administration (OSHA) relating to excavations, trenching and shoring are strictly adhered to. The width of the trench shall be sufficient to permit satisfactory jointing of the pipe and thorough compaction of the bedding material under the pipe and backfill material around the pipe, but it shall not be greater than the widths shown on the plans trench detail.

Where rock, hardpan, or other unyielding material is encountered, the Contractor shall remove it from below the foundation grade for a depth of at least 8 inch (200 mm) or 1/2 inch (12 mm) for each foot of fill over the top of the pipe (whichever is greater) but for no more than three-quarters of the nominal diameter of the pipe. The excavation below grade should be filled with granular material to form a uniform foundation.

Where a firm foundation is not encountered at the grade established, due to soft, spongy, or other unstable soil, the unstable soil shall be removed and replaced with approved granular material for the full trench width. The RPR shall determine the depth of removal necessary. The granular material shall be compacted to provide adequate support for the pipe.

The excavation for pipes placed in embankment fill shall not be made until the embankment has been completed to a height above the top of the pipe as shown on the plans.

701-3.2 Bedding. The bedding surface for the pipe shall provide a foundation of uniform density to support the pipe throughout its entire length.

a. Rigid pipe. The pipe bedding shall be constructed uniformly for the full length of the pipe barrel, as required on the plans. The maximum aggregate size shall be 1 in when the bedding thickness is less than 6 inches, and 1-1/2 in when the bedding thickness is greater than 6 inches. Bedding shall be loosely placed uncompacted material under the middle third of the pipe prior to placement of the pipe.

b. Flexible pipe. For flexible pipe, the bed shall be roughly shaped to fit the pipe, and a bedding blanket of sand or fine granular material shall be provided as follows:

Flexible Pipe Bedding

Pipe Corrugation Depth		Minimum Bedding Depth	
inch	mm	inch	mm
1/2	12	1	25
1	25	2	50
2	50	3	75
2-1/2	60	3-1/2	90

c. Other pipe materials. For PVC, polyethylene, polypropylene, or fiberglass pipe, the bedding material shall consist of coarse sands and gravels with a maximum particle size of 3/4

inches (19 mm). For pipes installed under paved areas, no more than 12% of the material shall pass the No. 200 (0.075 mm) sieve. For all other areas, no more than 50% of the material shall pass the No. 200 (0.075 mm) sieve. The bedding shall have a thickness of at least 6 inches (150 mm) below the bottom of the pipe and extend up around the pipe for a depth of not less than 50% of the pipe's vertical outside diameter.

701-3.3 Laying pipe. The pipe laying shall begin at the lowest point of the trench and proceed upgrade. The lower segment of the pipe shall be in contact with the bedding throughout its full length. Bell or groove ends of rigid pipes and outside circumferential laps of flexible pipes shall be placed facing upgrade.

Paved or partially lined pipe shall be placed so that the longitudinal center line of the paved segment coincides with the flow line.

Elliptical and elliptically reinforced concrete pipes shall be placed with the manufacturer's reference lines designating the top of the pipe within five degrees of a vertical plane through the longitudinal axis of the pipe.

701-3.4 Joining pipe. Joints shall be made with (1) cement mortar, (2) cement grout, (3) rubber gaskets, (4) plastic gaskets, or (5) coupling bands.

Mortar joints shall be made with an excess of mortar to form a continuous bead around the outside of the pipe and shall be finished smooth on the inside. Molds or runners shall be used for grouted joints to retain the poured grout. Rubber ring gaskets shall be installed to form a flexible watertight seal.

a. Concrete pipe. Concrete pipe may be either bell and spigot or tongue and groove. Pipe sections at joints shall be fully seated and the inner surfaces flush and even. Concrete pipe joints shall be sealed with rubber gaskets meeting ASTM C443 when leak resistant joints are required. Concrete pipe joints shall be sealed with butyl mastic meeting ASTM C990 or mortar when soil tight joints are required. Joints shall be thoroughly wetted before applying mortar or grout.

b. Metal pipe. Metal pipe shall be firmly joined by form-fitting bands conforming to the requirements of ASTM A760 for steel pipe and AASHTO M196 for aluminum pipe.

c. PVC, Polyethylene, or Polypropylene pipe. Joints for PVC, Polyethylene, or Polypropylene pipe shall conform to the requirements of ASTM D3212 when leak resistant joints are required. Joints for PVC and Polyethylene pipe shall conform to the requirements of AASHTO M304 when soil tight joints are required. Fittings for polyethylene pipe shall conform to the requirements of AASHTO M252 or ASTM M294. Fittings for polypropylene pipe shall conform to ASTM F2881, ASTM F2736, or ASTM F2764.

d. Fiberglass pipe. Joints and fittings shall be as detailed on the plans and in accordance with the manufacturers recommendations. Joints shall meet the requirements of ASTM D4161 for flexible elastomeric seals.

701-3.5 Embedment and Overfill. Pipes shall be inspected before any fill material is placed; any pipes found to be out of alignment, unduly settled, or damaged shall be removed and re-laid or replaced at the Contractor's expense.

701-3.5-1 Embedment Material Requirements

a. Concrete Pipe. Embedment material and compaction requirements shall be in accordance with the applicable Type of Standard Installation (Types 1, 2, 3, or 4) per ASTM C1479. If a concrete cradle or CLSM embedment material is used, it shall conform to the plan details.

b. Plastic and fiberglass Pipe. Embedment material shall meet the requirements of ASTM D3282, A-1, clean crushed stone. Embedment material shall be free of organic material, stones larger than 1.5 inches in the greatest dimension, or frozen lumps. Embedment material shall extend to 12 inches above the top of the pipe.

c. Metal Pipe. Embedment material shall be granular as specified in the contract document and specifications, and shall be free of organic material, rock fragments larger than 1.5 inches in the greatest dimension and frozen lumps. As a minimum, backfill materials shall meet the requirements of ASTM D3282, A-1, A-2, or A-3. Embedment material shall extend to 12 inches above the top of the pipe.

701-3.5-2 Placement of Embedment Material

The embedment material shall be compacted in layers not exceeding 6 inches (150 mm) on each side of the pipe and shall be brought up one foot (30 cm) above the top of the pipe or to natural ground level, whichever is greater. Thoroughly compact the embedment material under the haunches of the pipe without displacing the pipe. Material shall be brought up evenly on each side of the pipe for the full length of the pipe.

When the top of the pipe is above the top of the trench, the embedment material shall be compacted in layers not exceeding 6 inches (150 mm) and shall be brought up evenly on each side of the pipe to one foot (30 cm) above the top of the pipe. All embedment material shall be compacted to a density required under Item P-152.

Concrete cradles and flowable fills, such as controlled low strength material (CLSM) or controlled density fill (CDF), may be used for embedment provided adequate flotation resistance can be achieved by restraints, weighing, or placement technique.

It shall be the Contractor's responsibility to protect installed pipes and culverts from damage due to construction equipment operations. The Contractor shall be responsible for installation of any extra strutting or backfill required to protect pipes from the construction equipment.

701-3.6 Overfill

Pipes shall be inspected before any overfill is in place. Any pipes found to be out of alignment, unduly settled, or damaged shall be removed and relaid or replaced at the Contractor's expense. Evaluation of any damage to RCP shall be evaluated based on AASHTO R73.

Overfill material shall be placed and compacted in layers as required to achieve compaction to at least 95 percent standard proctor per ASTM D1557. The soil shall contain no debris, organic matter, frozen material, or stones with a diameter greater than one half the thickness of the compacted layers being placed.

701-3.7 Inspection Requirements

An initial post installation inspection shall be performed by the RPR no sooner than 30 days after completion of installation and final backfill. Clean or flush all lines prior to inspection.

METHOD OF MEASUREMENT

701-4.1 The length of pipe shall be measured in linear feet (m) of pipe in place, completed, and accepted. It shall be measured along the centerline of the pipe from end or inside face of structure to the end or inside face of structure, whichever is applicable. Each class, type and size of pipe shall be measured separately. All fittings shall be included in the footage as typical pipe sections in the pipe being measured.

BASIS OF PAYMENT

701-5.0 These prices shall fully compensate the Contractor for furnishing all materials and for all preparation, excavation, and installation of these materials; and for all labor, equipment, tools, and incidentals necessary to complete the item.

701-5.1 Payment will be made at the contract unit price per linear foot (meter) for each kind of pipe of the type, class and size designated.

Payment will be made under:

Item 701-5.1	12 inch dia. Corrugated HDPE pipe (smooth interior) per linear foot (meter)
--------------	---

REFERENCES

The publications listed below form a part of this specification to the extent referenced. The publications are referred to within the text by the basic designation only.

American Association of State Highway and Transportation Officials (AASHTO)

AASHTO M167	Standard Specification for Corrugated Steel Structural Plate, Zinc-Coated, for Field-Bolted Pipe, Pipe-Arches, and Arches
AASHTO M190	Standard Specification for Bituminous-Coated Corrugated Metal Culvert Pipe and Pipe Arches
AASHTO M196	Standard Specification for Corrugated Aluminum Pipe for Sewers and Drains
AASHTO M219	Standard Specification for Corrugated Aluminum Alloy Structural Plate for Field-Bolted Pipe, Pipe-Arches, and Arches
AASHTO M243	Standard Specification for Field Applied Coating of Corrugated Metal Structural Plate for Pipe, Pipe-Arches, and Arches
AASHTO M252	Standard Specification for Corrugated Polyethylene Drainage Pipe
AASHTO M294	Standard Specification for Corrugated Polyethylene Pipe, 300- to 1500-mm (12- to 60-in.) Diameter
AASHTO M304	Standard Specification for Poly (Vinyl Chloride) (PVC) Profile Wall Drain Pipe and Fittings Based on Controlled Inside Diameter
AASHTO MP20	Standard Specification for Steel Reinforced Polyethylene (PE) Ribbed Pipe, 300- to 900-mm (12- to 36-in.) Diameter

ASTM International (ASTM)

ASTM A760	Standard Specification for Corrugated Steel Pipe, Metallic Coated for Sewers and Drains
ASTM A761	Standard Specification for Corrugated Steel Structural Plate, Zinc Coated, for Field-Bolted Pipe, Pipe-Arches, and Arches
ASTM A762	Standard Specification for Corrugated Steel Pipe, Polymer Precoated for Sewers and Drains
ASTM A849	Standard Specification for Post-Applied Coatings, Pavings, and Linings for Corrugated Steel Sewer and Drainage Pipe

ASTM B745	Standard Specification for Corrugated Aluminum Pipe for Sewers and Drains
ASTM C14	Standard Specification for Nonreinforced Concrete Sewer, Storm Drain, and Culvert Pipe
ASTM C76	Standard Specification for Reinforced Concrete Culvert, Storm Drain, and Sewer Pipe
ASTM C94	Standard Specification for Ready Mixed Concrete
ASTM C144	Standard Specification for Aggregate for Masonry Mortar
ASTM C150	Standard Specification for Portland Cement
ASTM C443	Standard Specification for Joints for Concrete Pipe and Manholes, Using Rubber Gaskets
ASTM C506	Standard Specification for Reinforced Concrete Arch Culvert, Storm Drain, and Sewer Pipe
ASTM C507	Standard Specification for Reinforced Concrete Elliptical Culvert, Storm Drain and Sewer Pipe
ASTM C655	Standard Specification for Reinforced Concrete D-Load Culvert, Storm Drain and Sewer Pipe
ASTM C990	Standard Specification for Joints for Concrete Pipe, Manholes, and Precast Box Sections Using Preformed Flexible Joint Sealants
ASTM C1433	Standard Specification for Precast Reinforced Concrete Monolithic Box Sections for Culverts, Storm Drains, and Sewers
ASTM D1056	Standard Specification for Flexible Cellular Materials Sponge or Expanded Rubber
ASTM D3034	Standard Specification for Type PSM Poly (Vinyl Chloride) (PVC) Sewer Pipe and Fittings
ASTM D3212	Standard Specification for Joints for Drain and Sewer Plastic Pipes Using Flexible Elastomeric Seals
ASTM D3262	Standard Specification for "Fiberglass" (Glass-Fiber Reinforced Thermosetting Resin) Sewer Pipe
ASTM D3282	Standard Practice for Classification of Soils and Soil-Aggregate Mixtures for Highway Construction Purposes
ASTM D4161	Standard Specification for "Fiberglass" (Glass-Fiber Reinforced Thermosetting Resin) Pipe Joints Using Flexible Elastomeric Seals
ASTM D6690	Standard Specification for Joint and Crack Sealants, Hot Applied, for Concrete and Asphalt Pavements
ASTM F477	Standard Specification for Elastomeric Seals (Gaskets) for Joining Plastic Pipe
ASTM F667	Standard Specification for 3 through 24 in. Corrugated Polyethylene Pipe and Fittings
ASTM F714	Standard Specification for Polyethylene (PE) Plastic Pipe (DR PR) Based on Outside Diameter

ASTM F794	Standard Specification for Poly (Vinyl Chloride) (PVC) Profile Gravity Sewer Pipe & Fittings Based on Controlled Inside Diameter
ASTM F894	Standard Specification for Polyethylene (PE) Large Diameter Profile Wall Sewer and Drain Pipe
ASTM F949	Standard Specification for Poly (Vinyl Chloride) (PVC) Corrugated Sewer Pipe with a Smooth Interior and Fittings
ASTM F2435	Standard Specification for Steel Reinforced Polyethylene (PE) Corrugated Pipe
ASTM F2562	Specification for Steel Reinforced Thermoplastic Ribbed Pipe and Fittings for Non-Pressure Drainage and Sewerage
ASTM F2736	Standard Specification for 6 to 30 in. (152 to 762 mm) Polypropylene (PP) Corrugated Single Wall Pipe and Double Wall Pipe
ASTM F2764	Standard Specification for 30 to 60 in. (750 to 1500 mm) Polypropylene (PP) Triple Wall Pipe and Fittings for Non-Pressure Sanitary Sewer Applications
ASTM F2881	Standard Specification for 12 to 60 in. (300 to 1500 mm) Polypropylene (PP) Dual Wall Pipe and Fittings for Non-Pressure Storm Sewer Applications

National Fire Protection Association (NFPA)

NFPA 415	Standard on Airport Terminal Buildings, Fueling Ramp Drainage, and Loading Walkways
----------	---

END ITEM D-701

Item D-705 Pipe Underdrains for Airports

DESCRIPTION

705-1.1 This item shall consist of the construction of pipe drains in accordance with these specifications and in reasonably close conformity with the lines and grades shown on the plans.

MATERIALS

705-2.1 General. Materials shall meet the requirements shown on the plans and specified below.

705-2.2 Pipe. The pipe shall be of the type called for on the plans or in the proposal and shall be in accordance with the following appropriate requirements.

AASHTO M252 Standard Specification for Corrugated Polyethylene Drainage Pipe
(fully perforated)

705-2.3 Joint mortar. Pipe joint mortar shall consist of one part by volume of Portland cement and two parts sand. The Portland cement shall conform to the requirements of ASTM C150, Type I. The sand shall conform to the requirements of ASTM C144.

705-2.4 Elastomeric seals. Elastomeric seals shall conform to the requirements of ASTM F477.

705-2.5 Porous backfill. Porous backfill shall be round or crushed stone, free of clay, humus, or other objectionable matter, and shall conform to the gradation in Table 1 when tested in accordance with ASTM C136.

Table 1. Gradation of Porous Backfill

Sieve Designation (square openings)	Percentage by Weight Passing Sieves
	Porous Material No. 2
1-1/2 inch (37.5 mm)	100
1 inch (25.0 mm)	90-100
3/8 inch (9.5 mm)	25-60
No. 4 (4.75 mm)	5-40
No. 8 (2.36 mm)	0-20
No. 16 (1.18 mm)	
No. 50 (300 μm)	
No. 100 (150 μm)	

When two courses of porous backfill are specified in the plans, the finer of the materials shall conform to particle size tabulated herein for porous material No. 1. The coarser granular material shall meet the gradation given in the tabulation for porous material No. 2.

705-2.6 Granular material. Granular material used for backfilling shall conform to the requirements of ASTM D2321 for Class IA, IB, or II materials.

705-2.7 Filter fabric. The filter fabric shall be non-woven conform to the requirements of AASHTO M288 Class 3 or equivalent.

Table 2. Fabric Properties

Fabric Property	Test Method	Test Requirement
Grab Tensile Strength, lbs	ASTM D4632	120 min
Grab Tensile Elongation %	ASTM D4632	50 min
Burst Strength, psi	ASTM D3785	120 min
Trapezoid Tear Strength, lbs	ASTM D4533	50 min
Puncture Strength, lbs	ASTM D4833	40 min
Abrasion, lbs	ASTM D4886	15 max loss
Equivalent Opening Size	ASTM D4751	70-100
Permittivity sec ⁻¹	ASTM D4491	0.80
Accelerated Weathering (UV Stability) (Strength Retained - %)	ASTM D4355 *(500 hrs exposure)	70

705-2.8 Controlled low-strength material (CLSM). If specified, controlled low-strength material shall conform to the requirements of Item P-153. All joints shall have elastomeric seals.

CONSTRUCTION METHODS

705-3.1 Equipment. All equipment required for the construction of pipe underdrains shall be on the project, in good working condition, and approved by the RPR before construction is permitted to start.

705-3.2 Excavation. The width of the pipe trench shall be sufficient to permit satisfactory jointing of the pipe and thorough tamping of the bedding material under and around the pipe, but shall not be less than the external diameter of the pipe plus 6 inches (150 mm) on each side of the pipe. The trench walls shall be approximately vertical.

Where rock, hardpan, or other unyielding material is encountered, it shall be removed below the foundation grade for a depth of at least 4 inches (100 mm). The excavation below grade shall be backfilled with selected fine compressible material, such as silty clay or loam, and lightly compacted in layers not over 6 inches (150 mm) in uncompacted depth to form a uniform but yielding foundation.

Where a firm foundation is not encountered at the grade established, due to soft, spongy, or other unstable soil, the unstable soil shall be removed and replaced with approved granular material for the full trench width. The RPR shall determine the depth of removal necessary. The granular material shall be compacted to provide adequate support for the pipe.

Excavated material not required or acceptable for backfill shall be disposed of by the Contractor as directed by the RPR. The excavation shall not be carried below the required depth; if this occurs, the trench shall be backfilled at the Contractor's expense with material approved by the RPR and compacted to the density of the surrounding material.

The pipe bedding shall be constructed uniformly over the full length of the pipe barrel, as required on the plans. The maximum aggregate size shall be 1 inch when the bedding thickness

is less than 6 inches, and 1-1/2 inch when the bedding thickness is greater than 6 inches. Bedding shall be loosely placed, uncompacted material under the middle third of the pipe prior to placement of the pipe.

The Contractor shall do trench bracing, sheathing, or shoring necessary to perform and protect the excavation as required for safety and conformance to federal, state and local laws. Unless otherwise provided, the bracing, sheathing, or shoring shall be removed by the Contractor after the backfill has reached at least 12 inches (300 mm) over the top of the pipe. The sheathing or shoring shall be pulled as the granular backfill is placed and compacted to avoid any unfilled spaces between the trench wall and the backfill material. The cost of bracing, sheathing, or shoring, and the removal of same, shall be included in the unit price bid per foot (meter) for the pipe.

705-3.3 Laying and installing pipe.

a. Concrete pipe. The laying of the pipe in the finished trench shall be started at the lowest point and proceed upgrade. When bell and spigot pipe is used, the bells shall be laid upgrade. If tongue and groove pipe is used, the groove end shall be laid upgrade. Holes in perforated pipe shall be placed down, unless otherwise shown on the plans. The pipe shall be firmly and accurately set to line and grade so that the invert will be smooth and uniform. Pipe shall not be laid on frozen ground.

Pipe which is not true in alignment, or which shows any settlement after laying, shall be taken up and re-laid by the Contractor at no additional expense. Making adjustments in grade by exerting force on the barrel of the pipe with excavating equipment, by lifting and dropping the pipe, or by lifting the pipe and packing bedding material under it shall be prohibited. If the installed pipe section is not to grade, the pipe section shall be completely removed, the grade corrected, and the pipe rejoined."

b. Metal pipe. The metal pipe shall be laid with the separate sections joined firmly together with bands, with outside laps of circumferential joints pointing upgrade, and with longitudinal laps on the sides. Any metal in the pipe or bands that is not protected thoroughly by galvanizing shall be coated with a suitable asphaltum paint.

During installation, the asphalt-protected pipe shall be handled without damaging the asphalt coating. Any breaks in the bitumen or treatment of the pipe shall be refilled with the type and kind of bitumen used in coating the pipe originally.

c. PVC, fiberglass, or polyethylene pipe. PVC or polyethylene pipe shall be installed in accordance with the requirements of ASTM D2321. Perforations shall meet the requirements of AASHTO M252 or AASHTO M294 Class 2, unless otherwise indicated on the plans. The pipe shall be laid accurately to line and grade. Fiberglass per ASTM D3839 Standard Guide for Underground Installation of "Fiberglass" (Glass-Fiber Reinforced Thermosetting-Resin) Pipe.

d. All types of pipe. The upgrade end of pipelines, not terminating in a structure, shall be plugged or capped as approved by the RPR.

Unless otherwise shown on the plans, a 4-inch (100 mm) bed of granular backfill material shall be spread in the bottom of the trench throughout the entire length under all perforated pipe underdrains.

Pipe outlets for the underdrains shall be constructed when required or shown on the plans. The pipe shall be laid with tight-fitting joints. Porous backfill is not required around or over pipe outlets for underdrains. All connections to other drainage pipes or structures shall be made as required and in a satisfactory manner. If connections are not made to other pipes or structures, the outlets shall be protected and constructed as shown on the plans.

e. Filter fabric. The filter fabric shall be installed in accordance with the manufacturer's recommendations, or in accordance with the AASHTO M288 Appendix, unless otherwise shown on the plans.

705-3.4 Mortar. The mortar shall be of the desired consistency for caulking and filling the joints of the pipe and for making connections to other pipes or to structures. Mortar that is not used within 45 minutes after water has been added shall be discarded. Re-tempering of mortar shall not be permitted.

705-3.5 Joints in concrete pipe. When open or partly open joints are required or specified, they shall be constructed as indicated on the plans. The pipe shall be laid with the ends fitted together as designed. If bell and spigot pipe is used, mortar shall be placed along the inside bottom quarter of the bell to center the following section of pipe.

The open or partly open joints shall be surrounded with granular material meeting requirements of porous backfill No. 2 in Table 1 or as indicated on the plans. This backfill shall be placed so its thickness will be not less than 3 inches (75 mm) nor more than 6 inches (150 mm), unless otherwise shown on the plans.

When the original material excavated from the trench is impervious, commercial concrete sand or granular material meeting requirements of porous backfill No. 1 shall surround porous backfill No. 2 (Table 1), as shown on the plans or as directed by the RPR.

When the original material excavated from the trench is pervious and suitable, it may be used as backfill in lieu of porous backfill No. 1, when indicated on the plans or as directed by the RPR.

705-3.6 Embedment and Backfill

a. Earth. All trenches and excavations shall be backfilled soon after the pipes are installed, unless additional protection of the pipe is directed. The embedment material shall be select material from excavation or borrow and shall be approved by the RPR. The select material shall be placed on each side of the pipe out to a distance of the nominal pipe diameter and one foot (30 cm) over the top of the pipe and shall be readily compacted. It shall not contain stones 3 inches (75 mm) or larger in size, frozen lumps, chunks of highly plastic clay, or any other material that is objectionable to the RPR. The material shall be moistened or dried, as required to aid compaction. Placement of the embedment material shall not cause displacement of the pipe. Thorough compaction under the haunches and along the sides to the top of the pipe shall be obtained.

The embedment material shall be placed in loose layers not exceeding 6 inches (150 mm) in depth under and around the pipe. Backfill material over the pipe shall be placed in lifts not exceeding 8 inches (200 mm). Successive layers shall be added and thoroughly compacted by hand and pneumatic tampers, approved by the RPR, until the trench is completely filled and brought to the planned elevation. Embedment and backfilling shall be done to avoid damaging top or side of the pipe.

In embankments and other unpaved areas, the backfill shall be compacted per Item P-152 to the density required for embankments in unpaved areas. Under paved areas, the subgrade and any backfill shall be compacted per Item P-152 to the density required for embankments for paved areas.

b. Granular backfill. When granular backfill is required, placement in the trench and about the pipe shall be as shown on the plans. The granular backfill shall not contain an excessive amount of foreign matter, nor shall soil from the sides of the trench or from the soil excavated from the trench be allowed to filter into the granular backfill. When required by the RPR, a template shall be used to properly place and separate the two sizes of backfill. The backfill shall be placed in loose layers not exceeding 6 inches (150 mm) in depth. The granular backfill shall

be compacted by hand and pneumatic tampers to the requirements as given for embankment. Backfilling shall be done to avoid damaging top or side pressure on the pipe. The granular backfill shall extend to the elevation of the trench or as shown on the plans.

When perforated pipe is specified, granular backfill material shall be placed along the full length of the pipe. The position of the granular material shall be as shown on the plans. If the original material excavated from the trench is pervious and suitable, it shall be used in lieu of porous backfill No. 1.

If porous backfill is placed in paved or adjacent to paved areas before grading or subgrade operations is completed, the backfill material shall be placed immediately after laying the pipe. The depth of the granular backfill shall be not less than 12 inches (300 mm), measured from the top of the underdrain. During subsequent construction operations, a minimum depth of 12 inches (300 mm) of backfill shall be maintained over the underdrains. When the underdrains are to be completed, any unsuitable material shall be removed exposing the porous backfill. Porous backfill containing objectionable material shall be removed and replaced with suitable material. The cost of removing and replacing any unsuitable material shall be at the Contractor's expense.

If a granular subbase blanket course is used which extends several feet beyond the edge of paving to the outside edge of the underdrain trench, the granular backfill material over the underdrains shall be placed in the trench up to an elevation of 2 inches (50 mm) above the bottom surface of the granular subbase blanket course. Immediately prior to the placing of the granular subbase blanket course, the Contractor shall blade this excess trench backfill from the top of the trench onto the adjacent subgrade where it can be incorporated into the granular subbase blanket course. Any unsuitable material that remains over the underdrain trench shall be removed and replaced. The subbase material shall be placed to provide clean contact between the subbase material and the underdrain granular backfill material for the full width of the underdrain trench.

c. Controlled low-strength material (CLSM). If specified controlled low-strength material shall conform to the requirements of Item P-153.

705-3.7 Flexible Pipe Ring Deflection. The flexible pipe shall be inspected by the Contractor during and after installation to ensure that the internal diameter of the pipe barrel has not been reduced by more than 5 percent. For guidance on properly sizing mandrels, refer to ASTM D3034 and ASTM F679 appendices.

705-3.8 Connections. When the plans call for connections to existing or proposed pipe or structures, these connections shall be watertight and made to obtain a smooth uniform flow line throughout the drainage system.

705-3.9 Cleaning and restoration of site. After the backfill is completed, the Contractor shall dispose of all surplus material, soil, and rubbish from the site. Surplus soil may be deposited in embankments, shoulders, or as directed by the RPR. Except for paved areas of the airport, the Contractor shall restore all disturbed areas to their original condition.

METHOD OF MEASUREMENT

705-4.1 The length of pipe shall be the number of linear feet (meters) of pipe underdrains in place, completed, and approved; measured along the centerline of the pipe from end or inside face of structure to the end or inside face of structure, whichever is applicable. The several classes, types, and sizes shall be measured separately. All fittings shall be included in the footage as typical pipe sections in the pipeline being measured.

705-4.2 The quantity of porous backfill shall not be measured separately.

705-4.3 The quantity of filter fabric shall not be measured separately.

705-4.4. The quantity of pipe underdrains shall be made at the contract unit price per linear foot (meter) complete, including porous backfill and filter fabric.

705-4.5 The quantity of underdrain pipe connections to existing structures shall be measured as each connection completed and approved by the RPR.

BASIS OF PAYMENT

705-5.1 Payment will be made at the contract unit price per linear foot (meter) for pipe underdrains of the type, class, and size designated.

705-5.2 Pipe underdrains, Complete. Pipe underdrains, complete (including excavation, porous backfill and filter fabric) shall be made at the contract unit price per linear foot (meter).

These prices shall be full compensation for furnishing all materials and for all preparation, excavation, and installation of these materials, and for all labor, equipment, tools, and incidentals necessary to complete the item.

Payment will be made under:

Item D-705-5.1	6" Underdrain Pipe Complete, Including porous backfill and filter fabric – per linear foot.
----------------	---

REFERENCES

The publications listed below form a part of this specification to the extent referenced. The publications are referred to within the text by the basic designation only.

ASTM International (ASTM)

ASTM A760	Standard Specification for Corrugated Steel Pipe, Metallic Coated for Sewers and Drains
ASTM A762	Standard Specification for Corrugated Steel Pipe, Polymer Precoated for Sewers and Drains
ASTM C136	Standard Test Method for Sieve or Screen Analysis of Fine and Coarse Aggregates
ASTM C144	Standard Specification for Aggregate for Masonry Mortar
ASTM C150	Standard Specification for Portland Cement
ASTM C444	Standard Specification for Perforated Concrete Pipe
ASTM C654	Standard Specification for Porous Concrete Pipe
ASTM D2321	Standard Practice for Underground Installation of Thermoplastic Pipe for Sewers and Other Gravity-Flow Applications
ASTM D3262	Standard Specification for "Fiberglass" (Glass-Fiber Reinforced Thermosetting Resin) Sewer Pipe
ASTM D4161	Standard Specification for "Fiberglass" (Glass-Fiber Reinforced Thermosetting Resin) Pipe Joints Using Flexible Elastomeric Seals
ASTM F477	Standard Specification for Elastomeric Seals (Gaskets) for Joining Plastic Pipe

ASTM F758	Standard Specification for Smooth Wall Poly (Vinyl Chloride) (PVC) Plastic Underdrain Systems for Highway, Airport, and Similar Drainage
ASTM F794	Standard Specification for Poly (Vinyl Chloride) (PVC) Profile Gravity Sewer Pipe & Fittings Based on Controlled Inside Diameter
ASTM F949	Standard Specification for Poly (Vinyl Chloride) (PVC) Corrugated Sewer Pipe with a Smooth Interior and Fittings
ASTM F2562	Specification for Steel Reinforced Thermoplastic Ribbed Pipe and Fittings for Non-Pressure Drainage and Sewerage

American Association of State Highway and Transportation Officials (AASHTO)

AASHTO M190	Standard Specification for Bituminous - Coated Corrugated Metal Culvert Pipe and Pipe Arches
AASHTO M196	Standard Specification for Corrugated Aluminum Pipe for Sewers and Drains
AASHTO M252	Standard Specification for Corrugated Polyethylene Drainage Pipe
AASHTO M288	Standard Specification for Geotextile Specification for Highway Applications
AASHTO M294	Standard Specification for Corrugated Polyethylene Pipe, 300- to 1500- mm (12- to 60-in.) Diameter
AASHTO M304	Standard Specification for Poly (Vinyl Chloride) (PVC) Profile Wall Drain Pipe and Fittings Based on Controlled Inside Diameter
AASHTO MP20	Standard Specification for Steel-Reinforced Polyethylene (PE) Ribbed Pipe, 300- to 900-mm (12- to 36-in.) diameter
AASHTO	Standard Specifications for Highway Bridges

END OF ITEM D-705

Item D-751 Manholes, Catch Basins, Inlets and Inspection Holes

DESCRIPTION

751-1.1 This item shall consist of construction of manholes, catch basins, inlets, and inspection holes, in accordance with these specifications, at the specified locations and conforming to the lines, grades, and dimensions shown on the plans or required by the RPR.

MATERIALS

751-2.1 Brick. The brick shall conform to the requirements of ASTM C32, Grade MS.

751-2.2 Mortar. Mortar shall consist of one-part Portland cement and two-parts sand. The cement shall conform to the requirements of ASTM C150, Type I. The sand shall conform to the requirements of ASTM C144.

751-2.3 Concrete. Plain and reinforced concrete used in structures, connections of pipes with structures, and the support of structures or frames shall conform to the requirements of Item P-610.

751-2.4 Precast concrete pipe manhole rings. Precast concrete pipe manhole rings shall conform to the requirements of ASTM C478. Unless otherwise specified, the risers and offset cone sections shall have an inside diameter of not less than 36 inches (90 cm) nor more than 48 inches (120 cm). There shall be a gasket between individual sections and sections cemented together with mortar on the inside of the manhole. Gaskets shall conform to the requirements of ASTM C443.

751-2.5 Corrugated metal. Corrugated metal shall conform to the requirements of American Association of State Highway and Transportation Officials (AASHTO) M36.

751-2.6 Frames, covers, and grates. The castings shall conform to one of the following requirements:

- a. ASTM A48, Class 35B: Gray iron castings
- b. ASTM A47: Malleable iron castings
- c. ASTM A27: Steel castings
- d. ASTM A283, Grade D: Structural steel for grates and frames
- e. ASTM A536, Grade 65-45-12: Ductile iron castings
- f. ASTM A897: Austempered ductile iron castings

All castings or structural steel units shall conform to the dimensions shown on the plans and shall be designed to support the loadings, aircraft gear configuration and/or direct loading, specified.

Each frame and cover or grate unit shall be provided with fastening members to prevent it from being dislodged by traffic, but which will allow easy removal for access to the structure.

All castings shall be thoroughly cleaned. After fabrication, structural steel units shall be galvanized to meet the requirements of ASTM A123.

751-2.7 Steps. The steps or ladder bars shall be gray or malleable cast iron or galvanized steel. The steps shall be the size, length, and shape shown on the plans and those steps that are not galvanized shall be given a coat of asphalt paint, when directed.

751-2.8 Precast inlet structures. Manufactured in accordance with and conforming to ASTM C913.

751-2.9 Metal End Sections. Galvanized steel, 16 gauge minimum with toe plate.

751-2.10 Light Stone Fill. Light stone fill, where shown on the plans or indicated, shall conform to NYSDOT Section 733-2102, Stone Filling, Light.

CONSTRUCTION METHODS

751-3.1 Unclassified excavation.

a. The Contractor shall excavate for structures and footings to the lines and grades or elevations, shown on the plans, or as staked by the RPR. The excavation shall be of sufficient size to permit the placing of the full width and length of the structure or structure footings shown. The elevations of the bottoms of footings, as shown on the plans, shall be considered as approximately only; and the RPR may direct, in writing, changes in dimensions or elevations of footings necessary for a satisfactory foundation.

b. Boulders, logs, or any other objectionable material encountered in excavation shall be removed. All rock or other hard foundation material shall be cleaned of all loose material and cut to a firm surface either level, stepped, or serrated, as directed by the RPR. All seams or crevices shall be cleaned out and grouted. All loose and disintegrated rock and thin strata shall be removed. Where concrete will rest on a surface other than rock, the bottom of the excavation shall not be disturbed and excavation to final grade shall not be made until immediately before the concrete or reinforcing is placed.

c. The Contractor shall do all bracing, sheathing, or shoring necessary to implement and protect the excavation and the structure as required for safety or conformance to governing laws. The cost of bracing, sheathing, or shoring shall be included in the unit price bid for the structure.

d. All bracing, sheathing, or shoring involved in the construction of this item shall be removed by the Contractor after the completion of the structure. Removal shall not disturb or damage finished masonry. The cost of removal shall be included in the unit price bid for the structure.

e. After excavation is completed for each structure, the Contractor shall notify the RPR. No concrete or reinforcing steel shall be placed until the RPR has approved the depth of the excavation and the character of the foundation material.

751-3.2 Brick structures.

a. **Foundations.** A prepared foundation shall be placed for all brick structures after the foundation excavation is completed and accepted. Unless otherwise specified, the base shall consist of reinforced concrete mixed, prepared, and placed in accordance with the requirements of Item P-610.

b. **Laying brick.** All brick shall be clean and thoroughly wet before laying so that they will not absorb any appreciable amount of additional water at the time they are laid. All brick shall be laid in freshly made mortar. Mortar not used within 45 minutes after water has been added shall be discarded. Re-tempering of mortar shall not be permitted. An ample layer of mortar shall be spread on the beds and a shallow furrow shall be made in it that can be readily closed by the laying of the brick. All bed and head joints shall be filled solid with mortar. End joints of stretchers and side or cross joints of headers shall be fully buttered with mortar and a shoved joint made to

squeeze out mortar at the top of the joint. Any bricks that may be loosened after the mortar has taken its set, shall be removed, cleaned, and re-laid with fresh mortar. No broken or chipped brick shall be used in the face, and no spalls or bats shall be used except where necessary to shape around irregular openings or edges; in which case, full bricks shall be placed at ends or corners where possible, and the bats shall be used in the interior of the course. In making closures, no piece of brick shorter than the width of a whole brick shall be used; and wherever practicable, whole brick shall be used and laid as headers.

c. Joints. All joints shall be filled with mortar at every course. Exterior faces shall be laid up in advance of backing. Exterior faces shall be plastered or parged with a coat of mortar not less than 3/8 inch (9 mm) thick before the backing is laid up. Prior to parging, all joints on the back of face courses shall be cut flush. Unless otherwise noted, joints shall be not less than 1/4 inch (6 mm) nor more than 1/2 inch (12 mm) wide and the selected joint width shall be maintained uniform throughout the work.

d. Pointing. Face joints shall be neatly struck, using the weather-struck joint. All joints shall be finished properly as the laying of the brick progresses. When nails or line pins are used, the holes shall be immediately plugged with mortar and pointed when the nail or pin is removed.

e. Cleaning. Upon completion of the work all exterior surfaces shall be thoroughly cleaned by scrubbing and washing with water. If necessary to produce satisfactory results, cleaning shall be done with a 5% solution of muriatic acid which shall then be rinsed off with liberal quantities of water.

f. Curing and cold weather protection. The brick masonry shall be protected and kept moist for at least 48 hours after laying the brick. Brick masonry work or pointing shall not be done when there is frost on the brick or when the air temperature is below 50°F (10°C) unless the Contractor has, on the project ready to use, suitable covering and artificial heating devices necessary to keep the atmosphere surrounding the masonry at a temperature of not less than 60°F (16°C) for the duration of the curing period.

751-3.3 Concrete structures. Concrete structures which are to be cast-in-place within the project boundaries shall be built on prepared foundations, conforming to the dimensions and shape indicated on the plans. The construction shall conform to the requirements specified in Item P-610. Any reinforcement required shall be placed as indicated on the plans and shall be approved by the RPR before the concrete is placed.

All invert channels shall be constructed and shaped accurately to be smooth, uniform, and cause minimum resistance to flowing water. The interior bottom shall be sloped to the outlet.

751-3.4 Precast concrete structures. Precast concrete structures shall be furnished by a plant meeting National Precast Concrete Association Plant Certification Program or another RPR approved third party certification program.

Precast concrete structures shall conform to ASTM C478. Precast concrete structures shall be constructed on prepared or previously placed slab foundations conforming to the dimensions and locations shown on the plans. All precast concrete sections necessary to build a completed structure shall be furnished. The different sections shall fit together readily. Joints between precast concrete risers and tops shall be full-bedded in cement mortar and shall: (1) be smoothed to a uniform surface on both interior and exterior of the structure or (2) utilize a rubber gasket per ASTM C443. The top of the upper precast concrete section shall be suitably formed and dimensioned to receive the metal frame and cover or grate, or other cap, as required. Provision shall be made for any connections for lateral pipe, including drops and leads that may be installed in the structure. The flow lines shall be smooth, uniform, and cause minimum resistance to flow. The metal or metal encapsulated steps that are embedded or built into the

side walls shall be aligned and placed in accordance to ASTM C478. When a metal ladder replaces the steps, it shall be securely fastened into position.

751-3.5 Corrugated metal structures. Corrugated metal structures shall be prefabricated. All standard or special fittings shall be furnished to provide pipe connections or branches with the correct dimensions and of sufficient length to accommodate connecting bands. The fittings shall be welded in place to the metal structures. The top of the metal structure shall be designed so that either a concrete slab or metal collar may be attached to allow the fastening of a standard metal frame and grate or cover. Steps or ladders shall be furnished as shown on the plans. Corrugated metal structures shall be constructed on prepared foundations, conforming to the dimensions and locations as shown on the plans. When indicated, the structures shall be placed on a reinforced concrete base.

751-3.6 Inlet and outlet pipes. Inlet and outlet pipes shall extend through the walls of the structures a sufficient distance beyond the outside surface to allow for connections. They shall be cut off flush with the wall on the inside surface of the structure, unless otherwise directed. For concrete or brick structures, mortar shall be placed around these pipes to form a tight, neat connection.

751-3.7 Placement and treatment of castings, frames, and fittings. All castings, frames, and fittings shall be placed in the positions indicated on the plans or as directed by the RPR, and shall be set true to line and elevation. If frames or fittings are to be set in concrete or cement mortar, all anchors or bolts shall be in place before the concrete or mortar is placed. The unit shall not be disturbed until the mortar or concrete has set.

When frames or fittings are placed on previously constructed masonry, the bearing surface of the masonry shall be brought true to line and grade and shall present an even bearing surface so the entire face or back of the unit will come in contact with the masonry. The unit shall be set in mortar beds and anchored to the masonry as indicated on the plans or as directed by the RPR. All units shall set firm and secure.

After the frames or fittings have been set in final position, the concrete or mortar shall be allowed to harden for seven (7) days before the grates or covers are placed and fastened down.

751-3.8 Installation of steps. The steps shall be installed as indicated on the plans or as directed by the RPR. When the steps are to be set in concrete, they shall be placed and secured in position before the concrete is placed. When the steps are installed in brick masonry, they shall be placed as the masonry is being built. The steps shall not be disturbed or used until the concrete or mortar has hardened for at least seven (7) days. After seven (7) days, the steps shall be cleaned and painted, unless they have been galvanized.

When steps are required with precast concrete structures they shall meet the requirements of ASTM C478. The steps shall be cast into the side of the sections at the time the sections are manufactured or set in place after the structure is erected by drilling holes in the concrete and cementing the steps in place.

When steps are required with corrugated metal structures, they shall be welded into aligned position at a vertical spacing of 12 inches (300 mm).

Instead of steps, prefabricated ladders may be installed. For brick or concrete structures, the ladder shall be held in place by grouting the supports in drilled holes. For metal structures, the ladder shall be secured by welding the top support to the structure and grouting the bottom support into drilled holes in the foundation or as directed by the RPR.

751-3.9 Backfilling.

a. After a structure has been completed, the area around it shall be backfilled with approved material, in horizontal layers not to exceed 8 inches (200 mm) in loose depth, and compacted to the density required in Item P-152. Each layer shall be deposited evenly around the structure to approximately the same elevation. The top of the fill shall meet the elevation shown on the plans or as directed by the RPR.

b. Backfill shall not be placed against any structure until approved by the RPR. For concrete structures, approval shall not be given until the concrete has been in place seven (7) days, or until tests establish that the concrete has attained sufficient strength to withstand any pressure created by the backfill and placing methods.

c. Backfill shall not be measured for direct payment. Performance of this work shall be considered an obligation of the Contractor covered under the contract unit price for the structure involved.

751-3.10 Cleaning and restoration of site. After the backfill is completed, the Contractor shall dispose of all surplus material, dirt, and rubbish from the site. Surplus dirt may be deposited in embankments, shoulders, or as approved by the RPR. The Contractor shall restore all disturbed areas to their original condition. The Contractor shall remove all tools and equipment, leaving the entire site free, clear, and in good condition.

METHOD OF MEASUREMENT

751-4.1 Manholes, catch basins, inlets, end sections, and inspection holes shall be measured by the unit.

BASIS OF PAYMENT

751-5.1 The accepted quantities of manholes, catch basins, inlets, end sections and inspection holes will be paid for at the contract unit price per each in place when completed. This price shall be full compensation for furnishing all materials and for all preparation, excavation, backfilling and placing of the materials; furnishing and installation of such specials and connections to pipes and other structures as may be required to complete the item as shown on the plans; and for all labor equipment, tools and incidentals necessary to complete the structure.

Payment will be made under:

Item D-751-5.2	Catch Basins, Complete - per each
Item D-751-5.5	Flared End Section – per each

REFERENCES

The publications listed below form a part of this specification to the extent referenced. The publications are referred to within the text by the basic designation only.

ASTM International (ASTM)

ASTM A27	Standard Specification for Steel Castings, Carbon, for General Application
ASTM A47	Standard Specification for Ferritic Malleable Iron Castings
ASTM A48	Standard Specification for Gray Iron Castings

ASTM A123	Standard Specification for Zinc (Hot-Dip Galvanized) Coatings on Iron and Steel Products
ASTM A283	Standard Specification for Low and Intermediate Tensile Strength Carbon Steel Plates
ASTM A536	Standard Specification for Ductile Iron Castings
ASTM A897	Standard Specification for Austempered Ductile Iron Castings
ASTM C32	Standard Specification for Sewer and Manhole Brick (Made from Clay or Shale)
ASTM C144	Standard Specification for Aggregate for Masonry Mortar
ASTM C150	Standard Specification for Portland Cement
ASTM C443	Standard Specification for Joints for Concrete Pipe and Manholes, Using Rubber Gaskets.
ASTM C478	Standard Specification for Precast Reinforced Concrete Manhole Sections
ASTM C913	Standard Specification for Precast Concrete Water and Wastewater Structures.
American Association of State Highway and Transportation Officials (AASHTO)	
AASHTO M36	Standard Specification for Corrugated Steel Pipe, Metallic-Coated, for Sewers and Drains

END OF ITEM D-751

Item L-125 Installation of Airport Lighting Systems

DESCRIPTION

125-1.1 This item shall consist of airport lighting systems furnished and installed in accordance with this specification, the referenced specifications, and the applicable advisory circulars (ACs). The systems shall be installed at the locations and in accordance with the dimensions, design, and details shown in the plans. This item shall include the furnishing of all equipment, materials, services, and incidentals necessary to place the systems in operation as completed units to the satisfaction of the RPR.

EQUIPMENT AND MATERIALS

125-2.1 General.

a. Airport lighting equipment and materials covered by Federal Aviation Administration (FAA) specifications shall be certified under the Airport Lighting Equipment Certification Program in accordance with AC 150/5345-53, current version. FAA certified airfield lighting shall be compatible with each other to perform in compliance with FAA criteria and the intended operation. If the Contractor provides equipment that does not perform as intended because of incompatibility with the system, the Contractor assumes all costs to correct the system for to operate properly.

b. Manufacturer's certifications shall not relieve the Contractor of their responsibility to provide materials in accordance with these specifications and acceptable to the RPR. Materials supplied and/or installed that do not comply with these specifications shall be removed, when directed by the RPR and replaced with materials, which do comply with these specifications, at the sole cost of the Contractor.

c. All materials and equipment used shall be submitted to the RPR for approval prior to ordering the equipment. Submittals consisting of marked catalog sheets or shop drawings shall be provided. Clearly mark each copy to identify pertinent products or models applicable to this project. Indicate all optional equipment and delete non-pertinent data. Submittals for components of electrical equipment and systems shall identify the equipment for which they apply on each submittal sheet. Markings shall be clearly made with arrows or circles (highlighting is not acceptable). The Contractor shall be responsible for delays in the project accruing directly or indirectly from late submissions or resubmissions of submittals.

d. The data submitted shall be sufficient, in the opinion of the RPR, to determine compliance with the plans and specifications. The Contractor's submittals shall be submitted in electronic PDF format, tabbed by specification section. The RPR reserves the right to reject any or all equipment, materials or procedures, which, in the RPR's opinion, does not meet the system design and the standards and codes, specified herein.

e. All equipment and materials furnished and installed under this section shall be guaranteed against defects in materials and workmanship for a period of at least twelve (12) months from final acceptance by the Owner. All LED light fixtures, with the exception of obstruction lighting (AC 150/5345-43) must be warranted by the manufacturer for a minimum of 4 years after date of installation inclusive of all electronics. Obstruction lighting warranty is set by the individual manufacturer. The defective materials and/or equipment shall be repaired or replaced, at the Owner's discretion, with no additional cost to the Owner.

EQUIPMENT AND MATERIALS

125-2.2 Conduit/Duct. Conduit shall conform to Specification Item L-110 Airport Underground Electrical Duct Banks and Conduits.

125-2.3 Cable and Counterpoise. Cable and Counterpoise shall conform to Item L-108 Underground Power Cable for Airports.

125-2.4 Tape. Rubber and plastic electrical tapes shall be Scotch Electrical Tape Numbers 23 and 88 respectively, as manufactured by 3M Company or an approved equal.

125-2.5 Cable Connections. Cable Connections shall conform to Item L-108 Installation of Underground Cable for Airports.

125-2.6 Retroreflective Markers. Retroreflective markers, if specified, shall be type L-853 and shall conform to the requirements of AC 150/5345-39.

125-2.7 Runway and Taxiway Lights. Runway and taxiway lights shall conform to the requirements of AC 150/5345-46. Lamps shall be of size and type indicated, or as required by fixture manufacturer for each lighting fixture required under this contract. Filters shall be of colors conforming to the specification for the light concerned or to the standard referenced.

125-2.8 Runway and Taxiway Signs. Runway and Taxiway Guidance Signs should conform to the requirements of AC 150/5345-44.

125-2.9 Runway End Identifier Light (REIL). Not required.

125-2.10 Precision Approach Path Indicator (PAPI). Not required.

125-2.11 Circuit Selector Cabinet. Not Required.

125-2.12 Light Base and Transformer Housings. Light Base and Transformer Housings should conform to the requirements of AC 150/5345-42. Light bases shall be Type L-867, Class 1A, Size B shall be provided as indicated or as required to accommodate the fixture or device installed thereon. Base plates, cover plates, and adapter plates shall be provided to accommodate various sizes of fixtures.

125-2.13 Isolation Transformers. Isolation Transformers shall be Type L-830, size as required for each installation. Transformer shall conform to AC 150/5345-47.

INSTALLATION

125-3.1 Installation. The Contractor shall furnish, install, connect and test all equipment, accessories, conduit, cables, wires, buses, grounds and support items necessary to ensure a complete and operable airport lighting system as specified here and shown in the plans.

The equipment installation and mounting shall comply with the requirements of the National Electrical Code and state and local code agencies having jurisdiction.

The Contractor shall install the specified equipment in accordance with the applicable advisory circulars and the details shown on the plans.

125-3.2 Testing. All lights shall be fully tested by continuous operation for not less than 24 hours as a completed system prior to acceptance. The test shall include operating the constant current regulator in each step not less than 10 times at the beginning and end of the 24-hour test. The fixtures shall illuminate properly during each portion of the test.

125-3.3 Shipping and Storage. Equipment shall be shipped in suitable packing material to prevent damage during shipping. Store and maintain equipment and materials in areas protected from weather and physical damage. Any equipment and materials, in the opinion of

the RPR, damaged during construction or storage shall be replaced by the Contractor at no additional cost to the owner. Painted or galvanized surfaces that are damaged shall be repaired in accordance with the manufacturer's recommendations.

125-3.4 Elevated and In-pavement Lights. Water, debris, and other foreign substances shall be removed prior to installing fixture base and light.

A jig or holding device shall be used when installing each light fixture to ensure positioning to the proper elevation, alignment, level control, and azimuth control. Light fixtures shall be oriented with the light beams parallel to the runway or taxiway centerline and facing in the required direction. The outermost edge of fixture shall be level with the surrounding pavement. Surplus sealant or flexible embedding material shall be removed. The holding device shall remain in place until sealant has reached its initial set.

METHOD OF MEASUREMENT

125-4.1 Reflective markers will be measured by the number installed as completed units in place, ready for operation, and accepted by the RPR.

BASIS OF PAYMENT

125-5.1 Payment will be made at the Contract unit price for each complete runway or taxiway light, guidance sign, reflective marker, runway end identification light, precision approach path indicator, or abbreviated precision approach path indicator installed by the Contractor and accepted by the RPR. This payment will be full compensation for furnishing all materials and for all preparation, assembly, and installation of these materials, and for all labor, equipment, tools and incidentals necessary to complete this item.

Payment will be made under:

L-125-5.1 Flexible Omni-Directional Retroreflective Marker – per each

REFERENCES

The publications listed below form a part of this specification to the extent referenced. The publications are referred to within the text by the basic designation only.

Advisory Circulars (AC)

AC 150/5340-18	Standards for Airport Sign Systems
AC 150/5340-26	Maintenance of Airport Visual Aid Facilities
AC 150/5340-30	Design and Installation Details for Airport Visual Aids
AC 150/5345-5	Circuit Selector Switch
AC 150/5345-7	Specification for L-824 Underground Electrical Cable for Airport Lighting Circuits
AC 150/5345-26	Specification for L-823 Plug and Receptacle, Cable Connectors
AC 150/5345-28	Precision Approach Path Indicator (PAPI) Systems
AC 150/5345-39	Specification for L-853, Runway and Taxiway Retroreflective Markers

AC 150/5345-42	Specification for Airport Light Bases, Transformer Housings, Junction Boxes, and Accessories
AC 150/5345-44	Specification for Runway and Taxiway Signs
AC 150/5345-46	Specification for Runway and Taxiway Light Fixtures
AC 150/5345-47	Specification for Series to Series Isolation Transformers for Airport Lighting Systems
AC 150/5345-51	Specification for Discharge-Type Flashing Light Equipment
AC 150/5345-53	Airport Lighting Equipment Certification Program
Engineering Brief (EB)	
EB No. 67	Light Sources Other than Incandescent and Xenon for Airport and Obstruction Lighting Fixtures

END OF ITEM L-125

ITEM M-100
MAINTENANCE AND PROTECTION OF TRAFFIC

100-1 DESCRIPTION.

100-1.1 This work shall consist of maintaining aircraft and vehicular traffic and protecting the public from damage to person and property within the limits of and for the duration of the Contract.

The requirements of Section 619, as specified in the New York State Department of Transportation Standard Specifications dated January 1, 2017, shall apply with the following modifications and/or revisions as described below.

The following additional items are specifically included without limiting the generality implied by these Specifications and the Plans:

- Contractor shall keep a vacuum broom truck in good working condition on site for the duration of the contract.
- Contractor shall restore any surfaces disturbed as a result of the Contractor's operations, including staging areas, remote work areas or other areas used and occupied by the Contractor.
- Installation, maintenance and removal of temporary access roads and haul roads. Construction of permanent access roads and maintenance and repair of existing access roads.
- Installation and maintenance of permanent access gates, if required.
- Installation, maintenance and removal of temporary barricades, warning signs, hazard markings, displaced runway markings, runway closure markings, taxiway and runway light deactivation.
- Installation, maintenance, and removal of temporary lights or jumpers for lighting circuits.
- Installation, maintenance and removal of barricades, barricade lights and flags.
- Cleaning and maintenance of all paved areas, including affected portion of main highways, and any dust control measures that may be necessary.
- Supplying of gate guards, flaggers and taxiway crossing guards and observers, and radios if necessary.
- Restoration of borrow pits, spoil disposal areas and haul roads outside of the grading limits in accordance with Items T-900.
- Removal of temporary or interim markings to the satisfaction of the Engineer and Owner.

- Security training, badging and fees associated with work in the Air Operations Area

100-2 METHOD OF MEASUREMENT.

100-2.1 Payment for maintenance and protection of traffic will be made on a lump sum basis. The lump sum shall include all items required to satisfy this Specification.

100-3 BASIS OF PAYMENT.

100-3.1 The lump sum price bid for maintenance and protection of traffic shall include all equipment, materials and labor necessary to adequately and safely maintain and protect traffic.

In the event the contract completion date is extended, no additional payment will be made for maintenance and protection of traffic.

Progress payments will be made for this item in proportion to the total amount of contract work completed, less any deductions for unsatisfactory maintenance and protection of traffic.

No payment will be made under maintenance and protection of traffic for each calendar day during which there are substantial deficiencies in compliance with the Specification requirements of any subsection of this Section as determined by the Engineer.

The amount of such calendar day non-payment will be determined by dividing the lump sum amount bid for maintenance and protection of traffic by the number of calendar days between the date the Contractor commences work and the date of completion as designated in this proposal, without regard to any extension of contract time.

If the Contractor fails to maintain and protect traffic adequately and safely for a period of 24 hours, the Owner shall correct the adverse conditions by any means it deems appropriate and shall deduct the cost of the corrective work from any moneys due the Contractor. The cost of this work shall be in addition to the liquidated damages and non-payment for maintenance and protection of traffic listed above.

However, where major nonconformance with the requirements of this Specification is noted by the Engineer and prompt Contractor compliance is deemed unsatisfactory, all contract work may be stopped by direct order of the Engineer regardless of whether corrections are made by the Owner as stated in the paragraph above.

Payment will be made under:

Item M-100 Maintenance and Protection of Traffic – Per Lump Sum

END OF ITEM M-100

Item P-152 Excavation, Subgrade, and Embankment

DESCRIPTION

152-1.1 This item covers excavation, disposal, placement, and compaction of all materials within the limits of the work required to construct safety areas, runways, taxiways, aprons, and intermediate areas as well as other areas for drainage, building construction, parking, or other purposes in accordance with these specifications and in conformity to the dimensions and typical sections shown on the plans.

152-1.2 Classification. All material excavated shall be classified as defined below:

a. Unclassified excavation. Unclassified excavation shall consist of the excavation and disposal of all material, regardless of its nature.

152-1.3 Unsuitable excavation. Unsuitable material shall be disposed in designated waste areas as shown on the plans. Materials containing vegetable or organic matter, such as muck, peat, organic silt, or sod shall be considered unsuitable for use in embankment construction. Material suitable for topsoil may be used on the embankment slope when approved by the RPR.

CONSTRUCTION METHODS

152-2.1 General. Before beginning excavation, grading, and embankment operations in any area, the area shall be cleared or cleared and grubbed in accordance with Item P-151.

The suitability of material to be placed in embankments shall be subject to approval by the RPR. All unsuitable material shall be disposed of in waste areas as shown on the plans. All waste areas shall be graded to allow positive drainage of the area and adjacent areas. The surface elevation of waste areas shall be specified on the plans or approved by the RPR.

When the Contractor's excavating operations encounter artifacts of historical or archaeological significance, the operations shall be temporarily discontinued and the RPR notified per Section 70, paragraph 70-20. At the direction of the RPR, the Contractor shall excavate the site in such a manner as to preserve the artifacts encountered and allow for their removal. Such excavation will be paid for as extra work.

Areas outside the limits of the pavement areas where the top layer of soil has become compacted by hauling or other Contractor activities shall be scarified and disked to a depth of 4 inches (100 mm), to loosen and pulverize the soil. Stones or rock fragments larger than 4 inches (100 mm) in their greatest dimension will not be permitted in the top 6 inches (150 mm) of the subgrade.

If it is necessary to interrupt existing surface drainage, sewers or under-drainage, conduits, utilities, or similar underground structures, the Contractor shall be responsible for and shall take all necessary precautions to preserve them or provide temporary services. When such facilities are encountered, the Contractor shall notify the RPR, who shall arrange for their removal if necessary. The Contractor, at their own expense, shall satisfactorily repair or pay the cost of all damage to such facilities or structures that may result from any of the Contractor's operations during the period of the contract.

a. Blasting. Blasting shall not be allowed.

152-2.2 Excavation. No excavation shall be started until the work has been staked out by the Contractor and the RPR has obtained from the Contractor, the survey notes of the elevations and measurements of the ground surface. The Contractor and RPR shall agree that the original ground lines shown on the original topographic mapping are accurate or agree to any adjustments made to the original ground lines.

Digital terrain model (DTM) files of the existing surfaces, finished surfaces and other various surfaces were used to develop the design plans.

Existing grades on the design cross sections or DTM's, where they do not match the locations of actual spot elevations shown on the topographic map, were developed by computer interpolation from those spot elevations. Prior to disturbing original grade, Contractor shall verify the accuracy of the existing ground surface by verifying spot elevations at the same locations where original field survey data was obtained as indicated on the topographic map. Contractor shall recognize that, due to the interpolation process, the actual ground surface at any particular location may differ somewhat from the interpolated surface shown on the design cross sections or obtained from the DTM's. Contractor's verification of original ground surface, however, shall be limited to verification of spot elevations as indicated herein, and no adjustments will be made to the original ground surface unless the Contractor demonstrates that spot elevations shown are incorrect. For this purpose, spot elevations which are within 0.1 foot (30 mm) of the stated elevations for ground surfaces, or within 0.04 foot (12 mm) for hard surfaces (pavements, buildings, foundations, structures, etc.) shall be considered "no change". Only deviations in excess of these will be considered for adjustment of the original ground surface. If Contractor's verification identifies discrepancies in the topographic map, Contractor shall notify the RPR in writing at least two weeks before disturbance of existing grade to allow sufficient time to verify the submitted information and make adjustments to the design cross sections or DTM's. Disturbance of existing grade in any area shall constitute acceptance by the Contractor of the accuracy of the original elevations shown on the topographic map for that area.

All areas to be excavated shall be stripped of vegetation and topsoil. Topsoil shall be stockpiled for future use in areas designated on the plans or by the RPR. All suitable excavated material shall be used in the formation of embankment, subgrade, or other purposes as shown on the plans. All unsuitable material shall be disposed of as shown on the plans.

The grade shall be maintained so that the surface is well drained at all times.

When the volume of the excavation exceeds that required to construct the embankments to the grades as indicated on the plans, the excess shall be used to grade the areas of ultimate development or disposed as directed by the RPR. When the volume of excavation is not sufficient for constructing the embankments to the grades indicated, the deficiency shall be obtained from borrow areas.

a. Selective grading. When selective grading is indicated on the plans, the more suitable material designated by the RPR shall be used in constructing the embankment or in capping the pavement subgrade. If, at the time of excavation, it is not possible to place this material in its final location, it shall be stockpiled in approved areas until it can be placed. The more suitable material shall then be placed and compacted as specified. Selective grading shall be considered incidental to the work involved. The cost of stockpiling and placing the material shall be included in the various pay items of work involved.

b. Undercutting. Rock, shale, hardpan, loose rock, boulders, or other material unsatisfactory for safety areas, subgrades, roads, shoulders, or any areas intended for turf shall be excavated to a minimum depth of 12 inches (300 mm) below the subgrade or to the depth specified by the RPR. Muck, peat, matted roots, or other yielding material, unsatisfactory for subgrade foundation, shall be removed to the depth specified. Unsuitable materials shall be disposed of at

locations shown on the plans. This excavated material shall be paid for at the contract unit price per cubic yard (per cubic meter) for unclassified excavation. The excavated area shall be backfilled with suitable material obtained from the grading operations or borrow areas and compacted to specified densities. The necessary backfill will constitute a part of the embankment. Where rock cuts are made, backfill with select material. Any pockets created in the rock surface shall be drained in accordance with the details shown on the plans. Undercutting will be paid as unclassified excavation.

c. Over-break. Over-break, including slides, is that portion of any material displaced or loosened beyond the finished work as planned or authorized by the RPR. All over-break shall be graded or removed by the Contractor and disposed of as directed by the RPR. The RPR shall determine if the displacement of such material was unavoidable and their own decision shall be final. Payment will not be made for the removal and disposal of over-break that the RPR determines as avoidable. Unavoidable over-break will be classified as "Unclassified Excavation."

d. Removal of utilities. The removal of existing structures and utilities required to permit the orderly progress of work will be accomplished by someone other than the Contractor such as the appropriate utility company unless otherwise indicated on the plans. All existing foundations shall be excavated at least 2 feet (60 cm) below the top of subgrade or as indicated on the plans, and the material disposed of as directed by the RPR. All foundations thus excavated shall be backfilled with suitable material and compacted as specified for embankment or as shown on the plans.

152-2.3 Borrow excavation. There are no borrow sources within the boundaries of the airport property. The Contractor shall locate and obtain borrow sources, subject to the approval of the RPR. The Contractor shall notify the RPR at least 15 days prior to beginning the excavation so necessary measurements and tests can be made by the RPR. All borrow pits shall be opened to expose the various strata of acceptable material to allow obtaining a uniform product. Borrow areas shall be drained and left in a neat, presentable condition with all slopes dressed uniformly. Borrow areas shall not create a hazardous wildlife attractant.

152-2.4 Drainage excavation. Drainage excavation shall consist of excavating drainage ditches including intercepting, inlet, or outlet ditches; or other types as shown on the plans. The work shall be performed in sequence with the other construction. Ditches shall be constructed prior to starting adjacent excavation operations. All satisfactory material shall be placed in embankment fills; unsuitable material shall be placed in designated waste areas or as directed by the RPR. All necessary work shall be performed true to final line, elevation, and cross-section. The Contractor shall maintain ditches constructed on the project to the required cross-section and shall keep them free of debris or obstructions until the project is accepted.

152-2.5 Preparation of cut areas or areas where existing pavement has been removed. In those areas on which a subbase or base course is to be placed, the top 12 inches of subgrade shall be compacted to not less than 100 % of maximum density for non-cohesive soils, and 95% of maximum density for cohesive soils as determined by ASTM D698. As used in this specification, "non-cohesive" shall mean those soils having a plasticity index (PI) of less than 3 as determined by ASTM D4318.

152-2.6 Preparation of embankment area. All sod and vegetative matter shall be removed from the surface upon which the embankment is to be placed. The cleared surface shall be broken up by plowing or scarifying to a minimum depth of 6 inches (150 mm) and shall then be compacted per paragraph 152-2.10.

Sloped surfaces steeper than one (1) vertical to four (4) horizontal shall be plowed, stepped, benched, or broken up so that the fill material will bond with the existing material. When the subgrade is part fill and part excavation or natural ground, the excavated or natural ground

portion shall be scarified to a depth of 12 inches (300 mm) and compacted as specified for the adjacent fill.

No direct payment shall be made for the work performed under this section. The necessary clearing and grubbing and the quantity of excavation removed will be paid for under the respective items of work.

152-2.7 Control Strip. The first half-day of construction of subgrade and/or embankment shall be considered as a control strip for the Contractor to demonstrate, in the presence of the RPR, that the materials, equipment, and construction processes meet the requirements of this specification. The sequence and manner of rolling necessary to obtain specified density requirements shall be determined. The maximum compacted thickness may be increased to a maximum of 12 inches (300 mm) upon the Contractor's demonstration that approved equipment and operations will uniformly compact the lift to the specified density. The RPR must witness this demonstration and approve the lift thickness prior to full production.

Control strips that do not meet specification requirements shall be reworked, re-compacted, or removed and replaced at the Contractor's expense. Full operations shall not begin until the control strip has been accepted by the RPR. The Contractor shall use the same equipment, materials, and construction methods for the remainder of construction, unless adjustments made by the Contractor are approved in advance by the RPR.

152-2.8 Formation of embankments. The material shall be constructed in lifts as established in the control strip, but not less than 6 inches (150 mm) nor more than 12 inches (300 mm) of compacted thickness.

When more than one lift is required to establish the layer thickness shown on the plans, the construction procedure described here shall apply to each lift. No lift shall be covered by subsequent lifts until tests verify that compaction requirements have been met. The Contractor shall rework, re-compact and retest any material placed which does not meet the specifications.

The lifts shall be placed, to produce a soil structure as shown on the typical cross-section or as directed by the RPR. Materials such as brush, hedge, roots, stumps, grass and other organic matter, shall not be incorporated or buried in the embankment.

Earthwork operations shall be suspended at any time when satisfactory results cannot be obtained due to rain, freezing, or other unsatisfactory weather conditions in the field. Frozen material shall not be placed in the embankment nor shall embankment be placed upon frozen material. Material shall not be placed on surfaces that are muddy, frozen, or contain frost. The Contractor shall drag, blade, or slope the embankment to provide surface drainage at all times.

The material in each lift shall be within $\pm 2\%$ of optimum moisture content before rolling to obtain the prescribed compaction. The material shall be moistened or aerated as necessary to achieve a uniform moisture content throughout the lift. Natural drying may be accelerated by blending in dry material or manipulation alone to increase the rate of evaporation.

The Contractor shall make the necessary corrections and adjustments in methods, materials or moisture content to achieve the specified embankment density.

The [RPR][contractor] will take samples of excavated materials which will be used in embankment for testing and develop a Moisture-Density Relations of Soils Report (Proctor) in accordance with ASTM D698. A new Proctor shall be developed for each soil type based on visual classification.

Density tests will be taken by the [RPR][contractor] for every 3,000 square yards of compacted embankment for each lift which is required to be compacted, or other appropriate frequencies as determined by the RPR.

If the material has greater than 30% retained on the 3/4-inch (19.0 mm) sieve, follow AASHTO T-180 Annex Correction of maximum dry density and optimum moisture for oversized particles.

Rolling operations shall be continued until the embankment is compacted to not less than 100% of maximum density for non-cohesive soils, and 95% of maximum density for cohesive soils as determined by ASTM D698. Under all areas to be paved, the embankments shall be compacted to a depth of 9 inches and to a density of not less than 95 percent of the maximum density as determined by ASTM D698. As used in this specification, "non-cohesive" shall mean those soils having a plasticity index (PI) of less than 3 as determined by ASTM D4318.

On all areas outside of the pavement areas, no compaction will be required on the top 4 inches Item T-900.

The in-place field density shall be determined in accordance with ASTM D1556 or ASTM 6938 using Procedure A, the direct transmission method, and ASTM D6938 shall be used to determine the moisture content of the material. The machine shall be calibrated in accordance with ASTM D6938. The RPR shall perform all density tests. If the specified density is not attained, the area represented by the test or as designated by the RPR shall be reworked and/or re-compacted and additional random tests made. This procedure shall be followed until the specified density is reached.

Compaction areas shall be kept separate, and no lift shall be covered by another lift until the proper density is obtained.

During construction of the embankment, the Contractor shall route all construction equipment evenly over the entire width of the embankment as each lift is placed. Lift placement shall begin in the deepest portion of the embankment fill. As placement progresses, the lifts shall be constructed approximately parallel to the finished pavement grade line.

When rock, concrete pavement, asphalt pavement, and other embankment material are excavated at approximately the same time as the subgrade, the material shall be incorporated into the outer portion of the embankment and the subgrade material shall be incorporated under the future paved areas. Stones, fragmentary rock, and recycled pavement larger than 4 inches (100 mm) in their greatest dimensions will not be allowed in the top 12 inches (300 mm) of the subgrade. Rockfill shall be brought up in lifts as specified or as directed by the RPR and the finer material shall be used to fill the voids forming a dense, compact mass. Rock, cement concrete pavement, asphalt pavement, and other embankment material shall not be disposed of except at places and in the manner designated on the plans or by the RPR.

When the excavated material consists predominantly of rock fragments of such size that the material cannot be placed in lifts of the prescribed thickness without crushing, pulverizing or further breaking down the pieces, such material may be placed in the embankment as directed in lifts not exceeding 2 feet (60 cm) in thickness. Each lift shall be leveled and smoothed with suitable equipment by distribution of spalls and finer fragments of rock. The lift shall not be constructed above an elevation 4 feet (1.2 m) below the finished subgrade.

There will be no separate measurement of payment for compacted embankment. All costs incidental to placing in lifts, compacting, discing, watering, mixing, sloping, and other operations necessary for construction of embankments will be included in the contract price for excavation, borrow, or other items.

152-2.9 Proof rolling. The purpose of proof rolling the subgrade is to identify any weak areas in the subgrade and not for compaction of the subgrade. The subgrade area shall be proof rolled with a 20 ton (18.1 metric ton) Tandem axle Dual Wheel Dump Truck loaded to the legal limit with tires properly inflated to in the presence of the RPR. Apply a minimum of 50% coverage, or as specified by the RPR, under pavement areas. A coverage is defined as the application of one tire print over the designated area. Soft areas of subgrade that deflect more than 1 inch (25

mm) or show permanent deformation greater than 1 inch (25 mm) shall be removed and replaced with suitable material or reworked to conform to the moisture content and compaction requirements in accordance with these specifications. Removal and replacement of soft areas is incidental to this item.

152-2.10 Compaction requirements. The subgrade under areas to be paved shall be compacted to a depth of 12 inches (300 mm) and to a density of not less than 100 percent of the maximum dry density as determined by ASTM D698. The subgrade in areas outside the limits of the pavement areas shall be compacted to a depth of 12 inches (300 mm) and to a density of not less than 95 percent of the maximum density as determined by ASTM D698.

The material to be compacted shall be within $\pm 2\%$ of optimum moisture content before being rolled to obtain the prescribed compaction (except for expansive soils). When the material has greater than 30 percent retained on the $\frac{3}{4}$ inch (19.0 mm) sieve, follow the methods in ASTM D698. Tests for moisture content and compaction will be taken at a minimum of 3000 S.Y. of subgrade. All quality assurance testing shall be done by the RPR.

The in-place field density shall be determined in accordance with ASTM D1556 or ASTM D6938 using Procedure A, the direct transmission method, and ASTM D6938 shall be used to determine the moisture content of the material. The machine shall be calibrated in accordance with ASTM D6938 within 12 months prior to its use on this contract. The gage shall be field standardized daily.

Maximum density refers to maximum dry density at optimum moisture content unless otherwise specified.

If the specified density is not attained, the entire lot shall be reworked and/or re-compacted and additional random tests made. This procedure shall be followed until the specified density is reached.

All cut-and-fill slopes shall be uniformly dressed to the slope, cross-section, and alignment shown on the plans or as directed by the RPR and the finished subgrade shall be maintained.

152-2.11 Finishing and protection of subgrade. Finishing and protection of the subgrade is incidental to this item. Grading and compacting of the subgrade shall be performed so that it will drain readily. All low areas, holes or depressions in the subgrade shall be brought to grade. Scarifying, blading, rolling and other methods shall be performed to provide a thoroughly compacted subgrade shaped to the lines and grades shown on the plans. All ruts or rough places that develop in the completed subgrade shall be graded, re-compacted, and retested. The Contractor shall protect the subgrade from damage and limit hauling over the finished subgrade to only traffic essential for construction purposes.

The Contractor shall maintain the completed course in satisfactory condition throughout placement of subsequent layers. No subbase, base, or surface course shall be placed on the subgrade until the subgrade has been accepted by the RPR.

152-2.12 Haul. All hauling will be considered a necessary and incidental part of the work. The Contractor shall include the cost in the contract unit price for the pay of items of work involved. No payment will be made separately or directly for hauling on any part of the work.

The Contractor's equipment shall not cause damage to any excavated surface, compacted lift or to the subgrade as a result of hauling operations. Any damage caused as a result of the Contractor's hauling operations shall be repaired at the Contractor's expense.

The Contractor shall be responsible for providing, maintaining and removing any haul roads or routes within or outside of the work area, and shall return the affected areas to their former condition, unless otherwise authorized in writing by the Owner. No separate payment will be

made for any work or materials associated with providing, maintaining and removing haul roads or routes.

152-2.13 Surface Tolerances. In those areas on which a subbase or base course is to be placed, the surface shall be tested for smoothness and accuracy of grade and crown. Any portion lacking the required smoothness or failing in accuracy of grade or crown shall be scarified to a depth of at least 3 inches (75 mm), reshaped and re-compacted to grade until the required smoothness and accuracy are obtained and approved by the RPR. The Contractor shall perform all final smoothness and grade checks in the presence of the RPR. Any deviation in surface tolerances shall be corrected by the Contractor at the Contractor's expense.

- a. **Smoothness.** The finished surface shall not vary more than $\pm 1/2$ inch (12 mm) when tested with a 12-foot (3.7-m) straightedge applied parallel with and at right angles to the centerline. The straightedge shall be moved continuously forward at half the length of the 12-foot (3.7-m) straightedge for the full length of each line on a 50-foot (15-m) grid.
- b. **Grade.** The grade and crown shall be measured on a 50-foot (15-m) grid and shall be within ± 0.05 feet (15 mm) of the specified grade.

On safety areas, turfed areas and other designated areas within the grading limits where no subbase or base is to be placed, grade shall not vary more than 0.10 feet (30 mm) from specified grade. Any deviation in excess of this amount shall be corrected by loosening, adding or removing materials, and reshaping.

152-2.14 Topsoil. When topsoil is specified or required as shown on the plans or under Item T-905, it shall be salvaged from stripping or other grading operations. The topsoil shall meet the requirements of Item T-905. If, at the time of excavation or stripping, the topsoil cannot be placed in its final section of finished construction, the material shall be stockpiled at approved locations. Stockpiles shall be located as shown on the plans and the approved CSPP and shall not be placed on areas that subsequently will require any excavation or embankment fill. If, in the judgment of the RPR, it is practical to place the salvaged topsoil at the time of excavation or stripping, the material shall be placed in its final position without stockpiling or further re-handling.

Upon completion of grading operations, stockpiled topsoil shall be handled and placed as shown on the plans and as required in Item T-905. Topsoil shall be paid for as provided in Item T-905. No direct payment will be made for topsoil under Item P-152.

METHOD OF MEASUREMENT

152-3.1 Measurement for payment specified by the cubic yard (cubic meter) shall be computed by the comparison of digital terrain model (DTM) surfaces for computation of neat line design quantities. The end area is that bound by the original ground line established by field cross-sections and the final theoretical pay line established by cross-sections shown on the plans, subject to verification by the RPR.

152-3.1 The quantity of unclassified excavation to be paid for shall be the number of cubic yards (cubic meters) measured in its original position. Measurement shall not include the quantity of materials excavated without authorization beyond normal slope lines, or the quantity of material used for purposes other than those directed.

152-3.2 The quantity of embankment in place shall be the number of cubic yards (cubic meters) measured in its final position.

BASIS OF PAYMENT

152-4.1 Unclassified excavation payment shall be made at the contract unit price per cubic yard (cubic meter). This price shall be full compensation for furnishing all materials, labor, equipment, tools, and incidentals necessary to complete the item.

152-4.2 For embankment in place, payment shall be made at the contract unit price per cubic yard (cubic meter). This price shall be full compensation for furnishing all materials, labor, equipment, tools, and incidentals necessary to complete the item.

Payment will be made under:

Item P-152-4.1	Unclassified Excavation – per cubic yard
Item P-152-4.2	Embankment in place - per cubic yard

REFERENCES

The publications listed below form a part of this specification to the extent referenced. The publications are referred to within the text by the basic designation only.

American Association of State Highway and Transportation Officials (AASHTO)

AASHTO T-180	Standard Method of Test for Moisture-Density Relations of Soils Using a 4.54-kg (10-lb) Rammer and a 457-mm (18-in.) Drop
--------------	---

ASTM International (ASTM)

ASTM D698	Standard Test Methods for Laboratory Compaction Characteristics of Soil Using Standard Effort (12,400 ft-lbf/ft ³ (600 kN-m/m ³))
ASTM D1556	Standard Test Method for Density and Unit Weight of Soil in Place by the Sand-Cone Method
ASTM D1557	Standard Test Methods for Laboratory Compaction Characteristics of Soil Using Modified Effort (56,000 ft-lbf/ft ³ (2700 kN-m/m ³))
ASTM D6938	Standard Test Methods for In-Place Density and Water Content of Soil and Soil-Aggregate by Nuclear Methods (Shallow Depth)

Advisory Circulars (AC)

AC 150/5370-2	Operational Safety on Airports During Construction Software
---------------	---

Software

FAARFIELD – FAA Rigid and Flexible Iterative Elastic Layered Design

U.S. Department of Transportation

FAA RD-76-66	Design and Construction of Airport Pavements on Expansive Soils
--------------	---

END OF ITEM P-152

Item P-209 Crushed Aggregate Base Course

DESCRIPTION

209-1.1 This item consists of a base course composed of crushed aggregate base constructed on a prepared course in accordance with these specifications and in conformity to the dimensions and typical cross-sections shown on the plans.

MATERIALS

209-2.1 Crushed aggregate base. Crushed aggregate shall consist of clean, sound, durable particles of crushed stone, crushed gravel, and shall be free from coatings of clay, silt, organic material, clay lumps or balls or other deleterious materials or coatings. The method used to produce the crushed gravel shall result in the fractured particles in the finished product as consistent and uniform as practicable. Fine aggregate portion, defined as the portion passing the No. 4 (4.75 mm) sieve shall consist of fines from the coarse aggregate crushing operation. The fine aggregate shall be produced by crushing stone, gravel, that meet the coarse aggregate requirements for wear and soundness. Aggregate base material requirements are listed in the following table.

Crushed Aggregate Base Material Requirements

Material Test	Requirement	Standard
Coarse Aggregate		
Resistance to Degradation	Loss: 45% maximum	ASTM C131
Soundness of Aggregates by Use of Sodium Sulfate or Magnesium Sulfate	Loss after 5 cycles: 12% maximum using Sodium sulfate - or - 18% maximum using magnesium sulfate	ASTM C88
Percentage of Fractured Particles	Minimum 90% by weight of particles with at least two fractured faces and 100% with at least one fractured face ¹	ASTM D5821
Flat Particles, Elongated Particles, or Flat and Elongated Particles	10% maximum, by weight, of flat, elongated, or flat and elongated particles ²	ASTM D4791
Fine Aggregate		
Liquid limit	Less than or equal to 25	ASTM D4318
Plasticity Index	Not more than five (5)	ASTM D4318

¹ The area of each face shall be equal to at least 75% of the smallest mid-sectional area of the piece. When two fractured faces are contiguous, the angle between the planes of fractures shall be at least 30 degrees to count as two fractured faces.

² A flat particle is one having a ratio of width to thickness greater than five (5); an elongated particle is one having a ratio of length to width greater than five (5).

209-2.2 Gradation requirements. The gradation of the aggregate base material shall meet the requirements of the gradation given in the following table when tested per ASTM C117 and ASTM C136. The gradation shall be well graded from coarse to fine and shall not vary from the lower limit on one sieve to the high limit on an adjacent sieve or vice versa.

Gradation of Aggregate Base

Sieve Size	Design Range Percentage by Weight passing	Contractor's Final Gradation	Job Control Grading Band Tolerances ¹ (Percent)
2 inch (50 mm)	100		0
1-1/2 inch (37.5 mm)	95-100		±5
1 inch (25.0 mm)	70-95		±8
3/4 inch (19.0 mm)	55-85		±8
No. 4 (4.75 mm)	30-60		±8
No. 40 ² (425 µm)	10-30		±5
No. 200 ² (75 µm)	0-10		±3

¹ The "Job Control Grading Band Tolerances for Contractor's Final Gradation" in the table shall be applied to "Contractor's Final Gradation" to establish a job control grading band. The full tolerance still applies if application of the tolerances results in a job control grading band outside the design range.

² The fraction of material passing the No 200 (75 µm) sieve shall not exceed two-thirds the fraction passing the No 40 (425 µm) sieve.

209-2.3 Sampling and Testing.

a. Aggregate base materials. The Contractor shall take samples of the aggregate base in accordance with ASTM D75 to verify initial aggregate base requirements and gradation. Material shall meet the requirements in paragraph 209-2.1. This sampling and testing will be the basis for approval of the aggregate base quality requirements.

b. Gradation requirements. The Contractor shall take at least two aggregate base samples per day in the presence of the Resident Project Representative (RPR) to check the final gradation. Sampling shall be per ASTM D75. Material shall meet the requirements in paragraph 209-2.2. The samples shall be taken from the in-place, un-compacted material at sampling points and intervals designated by the RPR.

209-2.4 Separation Geotextile. Separation geotextile shall be woven, Class 2, with 0.02 sec⁻¹ permittivity per ASTM D4491, Apparent opening size per ASTM D4751 with 0.60 mm maximum average roll value.

CONSTRUCTION METHODS

209-3.1 Control strip. The first half-day of construction shall be considered the control strip. The Contractor shall demonstrate, in the presence of the RPR, that the materials, equipment, and construction processes meet the requirements of the specification. The sequence and manner of rolling necessary to obtain specified density requirements shall be determined. The maximum compacted thickness may be increased to a maximum of 12 inches (300 mm) upon the Contractor's demonstration that approved equipment and operations will uniformly compact the lift to the specified density. The RPR must witness this demonstration and approve the lift thickness prior to full production.

Control strips that do not meet specification requirements shall be reworked, re-compacted or removed and replaced at the Contractor's expense. Full operations shall not continue until the control strip has been accepted by the RPR. The Contractor shall use the same equipment, materials, and construction methods for the remainder of construction, unless adjustments made by the Contractor are approved by the RPR.

209-3.2 Preparing underlying subgrade and/or subbase. The underlying subgrade and/or subbase shall be checked and accepted by the RPR before base course placing and spreading operations begin. Re-proof rolling of the subgrade or proof rolling of the subbase in accordance with Item P-152, at the Contractor's expense, may be required by the RPR if the Contractor fails to ensure proper drainage or protect the subgrade and/or subbase. Any ruts or soft, yielding areas due to improper drainage conditions, hauling, or any other cause, shall be corrected before the base course is placed. To ensure proper drainage, the spreading of the base shall begin along the centerline of the pavement on a crowned section or on the high side of the pavement with a one-way slope.

209-3.3 Production. The aggregate shall be uniformly blended and, when at a satisfactory moisture content per paragraph 209-3.5, the approved material may be transported directly to the placement.

209-3.4 Placement. The aggregate shall be placed and spread on the prepared underlying layer by spreader boxes or other devices as approved by the RPR, to a uniform thickness and width. The equipment shall have positive thickness controls to minimize the need for additional manipulation of the material. Dumping from vehicles that require re-handling shall not be permitted. Hauling over the uncompacted base course shall not be permitted.

The aggregate shall meet gradation and moisture requirements prior to compaction. The base course shall be constructed in lifts as established in the control strip, but not less than 4 inches (100 mm) nor more than 12 inches (300 mm) of compacted thickness.

When more than one lift is required to establish the layer thickness shown on the plans, the construction procedure described here shall apply to each lift. No lift shall be covered by subsequent lifts until tests verify that compaction requirements have been met. The Contractor shall rework, re-compact and retest any material placed which does not meet the specifications at the Contractor's expense.

209-3.5 Compaction. Immediately after completion of the spreading operations, compact each layer of the base course, as specified, with approved compaction equipment. The number, type, and weight of rollers shall be sufficient to compact the material to the required density within the same day that the aggregate is placed on the subgrade.

The field density of each compacted lift of material shall be at least 100% of the maximum density of laboratory specimens prepared from samples of the subbase material delivered to the jobsite. The laboratory specimens shall be compacted and tested in accordance with ASTM D1557, ASTM D698. The moisture content of the material during placing operations shall be within

±2 percentage points of the optimum moisture content as determined by ASTM D698. Maximum density refers to maximum dry density at optimum moisture content unless otherwise specified.

209-3.6 Weather limitations. Material shall not be placed unless the ambient air temperature is at least 40°F (4°C) and rising. Work on base course shall not be conducted when the subgrade or subbase is wet or frozen or the base material contains frozen material.

209-3.7 Maintenance. The base course shall be maintained in a condition that will meet all specification requirements. When material has been exposed to excessive rain, snow, or freeze-thaw conditions, prior to placement of additional material, the Contractor shall verify that materials still meet all specification requirements. Equipment may be routed over completed sections of base course, provided that no damage results and the equipment is routed over the full width of the completed base course. Any damage resulting to the base course from routing equipment over the base course shall be repaired by the Contractor at the Contractor's expense.

209-3.8 Surface tolerances. After the course has been compacted, the surface shall be tested for smoothness and accuracy of grade and crown. Any portion lacking the required smoothness or failing in accuracy of grade or crown shall be scarified to a depth of at least 3 inches (75 mm), reshaped and recompact to grade until the required smoothness and accuracy are obtained and approved by the RPR. Any deviation in surface tolerances shall be corrected by the Contractor at the Contractor's expense. The smoothness and accuracy requirements specified here apply only to the top layer when base course is constructed in more than one layer.

a. Smoothness. The finished surface shall not vary more than 3/8-inch (9 mm) when tested with a 12-foot (3.7-m) straightedge applied parallel with and at right angles to the centerline. The straightedge shall be moved continuously forward at half the length of the 12-foot (3.7-m) straightedge for the full length of each line on a 50-foot (15-m) grid.

b. Grade. The grade and crown shall be measured on a 50-foot (15-m) grid and shall be within +0 and -1/2 inch (12 mm) of the specified grade.

209-3.9 Acceptance sampling and testing. Crushed aggregate base course shall be accepted for density and thickness on an area basis. Two tests shall be made for density and thickness for each 1200 square yds (1000 m²). Sampling locations will be determined on a random basis per ASTM D3665

a. Density. The RPR shall perform all density tests

Each area shall be accepted for density when the field density is at least 100% of the maximum density of laboratory specimens compacted and tested per D698. The in-place field density shall be determined per ASTM D6938 using Procedure A, the direct transmission method, and ASTM D6938 shall be used to determine the moisture content of the material. The machine shall be calibrated in accordance with ASTM D6938. If the specified density is not attained, the area represented by the failed test must be reworked and/or recompact and two additional random tests made. This procedure shall be followed until the specified density is reached. Maximum density refers to maximum dry density at optimum moisture content unless otherwise specified.

b. Thickness. Depth tests shall be made by test holes at least 3 inches (75 mm) in diameter that extend through the base. The thickness of the base course shall be within +0 and -1/2 inch (12 mm) of the specified thickness as determined by depth tests taken by the Contractor in the presence of the RPR for each area. Where the thickness is deficient by more than 1/2-inch (12 mm), the Contractor shall correct such areas at no additional cost by scarifying to a depth of at least 3 inches (75 mm), adding new material of proper gradation, and the material shall be

blended and recompacted to grade. The Contractor shall replace, at his expense, base material where depth tests have been taken.

METHOD OF MEASUREMENT

209-4.1 The quantity of crushed aggregate base course will be determined by measurement of the number of cubic yards of material actually constructed and accepted by the RPR as complying with the plans and specifications. Base materials shall not be included in any other excavation quantities.

209-4.2 Separation geotextile shall be measured by the number of square yards of materials placed and accepted by the RPR as complying with the plans and specifications excluding seam overlaps and edge anchoring.

BASIS OF PAYMENT

209-5.1 Payment shall be made at the contract unit price per cubic yard (cubic meter) for crushed aggregate base course. This price shall be full compensation for furnishing all materials, for preparing and placing these materials, and for all labor, equipment tools, and incidentals necessary to complete the item.

209-5.2 Payment shall be made at the contract unit price per square yard for separation geotextile. The price shall be full compensation for furnishing all labor, equipment, material, anchors, and incidentals necessary.

Payment will be made under:

Item P-209-5.1	Crushed Aggregate Base Course – per cubic yard
Item P-209-5.2	Separation Geotextile - per square yard

REFERENCES

The publications listed below form a part of this specification to the extent referenced. The publications are referred to within the text by the basic designation only.

ASTM International (ASTM)

ASTM C29	Standard Test Method for Bulk Density ("Unit Weight") and Voids in Aggregate
ASTM C88	Standard Test Method for Soundness of Aggregates by Use of Sodium Sulfate or Magnesium Sulfate
ASTM C117	Standard Test Method for Materials Finer than 75- μ m (No. 200) Sieve in Mineral Aggregates by Washing
ASTM C131	Standard Test Method for Resistance to Degradation of Small-Size Coarse Aggregate by Abrasion and Impact in the Los Angeles Machine
ASTM C136	Standard Test Method for Sieve or Screen Analysis of Fine and Coarse Aggregates
ASTM C142	Standard Test Method for Clay Lumps and Friable Particles in Aggregates
ASTM D75	Standard Practice for Sampling Aggregates

ASTM D698	Standard Test Methods for Laboratory Compaction Characteristics of Soil Using Standard Effort (12,400 ft-lbf/ft ³ (600 kN-m/m ³))
ASTM D1556	Standard Test Method for Density and Unit Weight of Soil in Place by the Sand-Cone Method
ASTM D1557	Standard Test Methods for Laboratory Compaction Characteristics of Soil Using Modified Effort (56,000 ft-lbf/ft ³ (2700 kN-m/m ³))
ASTM D2167	Standard Test Method for Density and Unit Weight of Soil in Place by the Rubber Balloon Method
ASTM D2419	Standard Test Method for Sand Equivalent Value of Soils and Fine Aggregate
ASTM D3665	Standard Practice for Random Sampling of Construction Materials
ASTM D4318	Standard Test Methods for Liquid Limit, Plastic Limit, and Plasticity Index of Soils
ASTM D4491	Standard Test Methods for Water Permeability of Geotextiles by Permittivity
ASTM D4643	Standard Test Method for Determination of Water Content of Soil and Rock by Microwave Oven Heating
ASTM D4751	Standard Test Methods for Determining Apparent Opening Size of a Geotextile
ASTM D4791	Standard Test Method for Flat Particles, Elongated Particles, or Flat and Elongated Particles in Coarse Aggregate
ASTM D5821	Standard Test Method for Determining the Percentage of Fractured Particles in Coarse Aggregate
ASTM D6938	Standard Test Method for In-Place Density and Water Content of Soil and Soil-Aggregate by Nuclear Methods (Shallow Depth)
ASTM D7928	Standard Test Method for Particle-Size Distribution (Gradation) of Fine-Grained Soils Using the Sedimentation (Hydrometer) Analysis

American Association of State Highway and Transportation Officials (AASHTO)

M288	Standard Specification for Geosynthetic Specification for Highway Applications
------	--

END OF ITEM P-209

Item P-403 Hot Mix Asphalt

DESCRIPTION

403-1.1 This item shall consist of pavement courses composed of mineral aggregate and asphalt binder mixed in a central mixing plant and placed on a prepared course in accordance with these specifications and shall conform to the lines, grades, thicknesses, and typical cross-sections shown on the plans. Each course shall be constructed to the depth, typical section, and elevation required by the plans and shall be rolled, finished, and approved before the placement of the next course. NYSDOT mix designs shall be used.

The contractor is responsible for Quality Control (QC). QC is defined as all activities required to produce HMA that meets all specification requirements. The contractor shall incorporate a Quality Control system for all plant production of hot mix asphalt (HMA) and assume responsibilities for all QC activities at the production facilities. The contractor shall produce the HMA according to the specifications herein and provide production documentation.

MATERIALS

403-2.1 Hot Mix Asphalt Designs. Formulate and submit an HMA design to Engineer that conforms to NYSDOT Standard Specification Section 402. ESALs for this project are under 300,000.

403-2.2 Base Course Asphalt. Shall conform to NYSDOT Item No. 402.198903, 19 F9 Binder Course.

403-2.3 Surface Course Asphalt. Shall conform to NYSDOT Item No. 402.128303, 15.5 F3 Top Course.

CONSTRUCTION METHODS

403-3 Construction methods shall conform to NYSDOT Standard Specification Section 402-3, 80 Series Compaction.

METHOD OF MEASUREMENT

403-4.1 Measurement. Plant mix asphalt pavement shall be measured by the number of tons (kg) of asphalt pavement used in the accepted work. Recorded batch weights or truck scale weights will be used to determine the basis for the tonnage.

BASIS OF PAYMENT

403-5.1 Payment. Payment for plant mix asphalt pavement shall be made at the contract unit price per ton (kg) for asphalt. The price shall be compensation for furnishing all materials, for all preparation, mixing, and placing of these materials, and for all labor, equipment, tools, and incidentals necessary to complete the item.

Payment will be made under:

Item P-403-5.1	Asphalt Mixture Binder Course - per ton (kg)
Item P-403-5.2	Asphalt Mixture Surface Course - per ton (kg)

END OF ITEM P-403

ITEM P-612

ENGINEER'S FIELD OFFICE

1. DESCRIPTION

612-1.1 This item shall consist of furnishing and maintaining an Engineer's Field Office for the exclusive use of and occupancy by the Consultant's field engineers.

2. FIELD OFFICE

612-2.1 OFFICE. The Owner will provide office space for exclusive use by the Engineer. The Owner will also be responsible for maintaining the space.

3. CONSTRUCTION DETAILS

612-3.1 None specified.

4. BASIS OF PAYMENT

612-4.1 Payment for the field office space will be made at the fixed fee price included in the proposal. **This fee will be paid directly to the owner for rent of the existing terminal building for use as a field office.**

~~**612-4.2** Payment for the Engineer's cellular phone shall be made at the lump sum price included in the proposal, and shall include phone and service for the duration of the contract.~~

Payment will be made under:

Item P-612-4.1 Engineer's Field Office – Per Fixed Fee

END OF ITEM P-612

Item P-620 Runway and Taxiway Marking

DESCRIPTION

620-1.1 This item shall consist of the preparation and painting of numbers, markings, and stripes on the surface of runways, taxiways, and aprons, in accordance with these specifications and at the locations shown on the plans, or as directed by the Resident Project Representative (RPR). The terms "paint" and "marking material" as well as "painting" and "application of markings" are interchangeable throughout this specification.

MATERIALS

620-2.1 Materials acceptance. The Contractor shall furnish manufacturer's certified test reports, for materials shipped to the project. The certified test reports shall include a statement that the materials meet the specification requirements. This certification along with a copy of the paint manufacturer's surface preparation; marking materials, including adhesion, flow promoting and/or floatation additive; and application requirements must be submitted and approved by the Resident Project Representative (RPR) prior to the initial application of markings. The reports can be used for material acceptance or the RPR may perform verification testing. The reports shall not be interpreted as a basis for payment. The Contractor shall notify the RPR upon arrival of a shipment of materials to the site. All material shall arrive in sealed containers that are easily quantifiable for inspection by the RPR.

620-2.2 Marking materials.

Table 1. Marking Materials

Paint ¹				Glass Beads ²	
Type	Color	Fed Std. 595 Number	Application Rate Maximum	Type	Application Rate Minimum
Type II Waterborne	White	37925	115 ft ² /gal	Type 1 Gradation A	7 lb/gal
Type II Waterborne	Yellow	33538 or 33655	115 ft ² /gal	Type 1 Gradation A	7 lb/gal
Type II Waterborne	Red	31136	115 ft ² /gal	Type 1 Gradation A	5 lb/gal
Type II Waterborne	Black	37038	115 ft ² /gal	No Beads	No Beads
Temporary Marking Waterborne Type II		(See Above)	230 ft ² /gal	No Beads	No Beads

¹ See paragraph 620-2.2a

² See paragraph 620-2.2b

a. Paint. Paint shall be waterborne in accordance with the requirements of this paragraph. Paint colors shall comply with Federal Standard No. 595 as shown.

Waterborne. Paint shall meet the requirements of Federal Specification TT-P-1952F, Type II. The non-volatile portion of the vehicle for all paint types shall be composed of a 100% acrylic polymer as determined by infrared spectral analysis.

b. Reflective media. Glass beads for white and yellow paint shall meet the requirements for Federal Specification TT-B-1325D Type I, Gradation A.

Glass beads for red and pink paint shall meet the requirements for Type I, Gradation A.

Glass beads shall be treated with all compatible coupling agents recommended by the manufacturers of the paint and reflective media to ensure adhesion and embedment.

Glass beads shall not be used in black and green paint.

Type III glass beads shall not be used in red and pink paint.

CONSTRUCTION METHODS

620-3.1 Weather limitations. Unless otherwise recommended by the manufacturer, painting shall be performed only when the surface is dry and when the surface temperature is at least 45°F (7°C) and rising and the pavement surface temperature is at least 5°F (2.7°C) above the dew point or meets the manufacturer's recommendations. Markings shall not be applied when the pavement temperature is greater than 130°F (55°C). Markings shall not be applied when the wind speed exceeds 10 mph unless windscreens are used to shroud the material guns. Markings shall not be applied when weather conditions are forecasts to be within the manufacturers' recommendations for application and dry time.

620-3.2 Equipment. Equipment shall include the apparatus necessary to properly clean the existing surface, a mechanical marking machine, a bead dispensing machine, and such auxiliary hand-painting equipment as may be necessary to satisfactorily complete the job.

The mechanical marker shall be an atomizing spray-type or airless type marking machine with automatic glass bead dispensers suitable for application of traffic paint. It shall produce an even and uniform film thickness and appearance of both paint and glass beads at the required coverage and shall apply markings of uniform cross-sections and clear-cut edges without running or spattering and without over spray. The marking equipment for both paint and beads shall be calibrated daily.

620-3.3 Preparation of surfaces. Immediately before application of the paint, the surface shall be dry and free from dirt, grease, oil, laitance, or other contaminants that would reduce the bond between the paint and the pavement. Use of any chemicals or impact abrasives during surface preparation shall be approved in advance by the RPR. After the cleaning operations, sweeping, blowing, or rinsing with pressurized water shall be performed to ensure the surface is clean and free of grit or other debris left from the cleaning process.

a. Preparation of new pavement surfaces. The area to be painted shall be cleaned by broom, blower, water blasting, or by other methods approved by the RPR to remove all contaminants, including PCC curing compounds, minimizing damage to the pavement surface.

b. Preparation of pavement to remove existing markings. Existing pavement markings shall be removed by rotary grinding, water blasting, or by other methods approved by the RPR minimizing damage to the pavement surface. The removal area may need to be larger than the area of the markings to eliminate ghost markings. After removal of markings on asphalt pavements, apply a fog seal or seal coat to 'block out' the removal area to eliminate 'ghost' markings.

c. Preparation of pavement markings prior to remarking. Prior to remarking existing markings, loose existing markings must be removed minimizing damage to the pavement surface, with a method approved by the RPR. After removal, the surface shall be cleaned of all residue or debris. This shall be considered incidental to pavement markings.

Prior to the application of markings, the Contractor shall certify in writing that the surface is dry and free from dirt, grease, oil, laitance, or other foreign material that would prevent the bond of the paint to the pavement or existing markings. This certification along with a copy of the paint manufacturer's application and surface preparation requirements must be submitted to the RPR prior to the initial application of markings.

620-3.4 Layout of markings. The proposed markings shall be laid out in advance of the paint application. The locations of markings to receive glass beads shall be shown on the plans.

620-3.5 Application. A period of **28** days shall elapse between placement of surface course or seal coat and application of the permanent paint markings. Paint shall be applied at the locations and to the dimensions and spacing shown on the plans. Paint shall not be applied until the layout and condition of the surface has been approved by the RPR.

The edges of the markings shall not vary from a straight line more than 1/2 inch (12 mm) in 50 feet (15 m), and marking dimensions and spacing shall be within the following tolerances:

Marking Dimensions and Spacing Tolerance

Dimension and Spacing	Tolerance
36 inch or less	±1/2 inch
greater than 36 inches to 6 feet	±1 inch
greater than 6 feet to 60 feet	±2 inch
greater than 60 feet	±3 inch

The paint shall be mixed in accordance with the manufacturer's instructions and applied to the pavement with a marking machine at the rate shown in Table 1. The addition of thinner will not be permitted.

Glass beads shall be distributed upon the marked areas at the locations shown on the plans to receive glass beads immediately after application of the paint. A dispenser shall be furnished that is properly designed for attachment to the marking machine and suitable for dispensing glass beads. Glass beads shall be applied at the rate shown in Table 1. Glass beads shall not be applied to black paint or green paint. Glass beads shall adhere to the cured paint or all marking operations shall cease until corrections are made. Different bead types shall not be mixed. Regular monitoring of glass bead embedment and distribution should be performed.

620-3.6 Application--preformed thermoplastic airport pavement markings.

Preformed thermoplastic pavement markings not used.

620-3.7 Control strip. Prior to the full application of airfield markings, the Contractor shall prepare a control strip in the presence of the RPR. The Contractor shall demonstrate the surface preparation method and all striping equipment to be used on the project. The marking equipment must achieve the prescribed application rate of paint and population of glass beads (per Table 1) that are properly embedded and evenly distributed across the full width of the marking. Prior to acceptance of the control strip, markings must be evaluated during darkness to ensure a uniform appearance.

620-3.8 Retro-reflectance. Reflectance shall be measured with a portable retro-reflectometer meeting ASTM E1710 (or equivalent). A total of 6 readings shall be taken over a 6 square foot area with 3 readings taken from each direction. The average shall be equal to or above the minimum levels of all readings which are within 30% of each other.

Minimum Retro-Reflectance Values

Material	Retro-reflectance mcd/m ² /lux		
	White	Yellow	Red
Initial Type I	300	175	35
Initial Type III	600	300	35
Initial Thermoplastic	225	100	35
All materials, remark when less than ¹	100	75	10

¹ Prior to remarking determine if removal of contaminants on markings will restore retro-reflectance

620-3.9 Protection and cleanup. After application of the markings, all markings shall be protected from damage until dry. All surfaces shall be protected from excess moisture and/or rain and from disfiguration by spatter, splashes, spillage, or drippings. The Contractor shall remove from the work area all debris, waste, loose reflective media, and by-products generated by the surface preparation and application operations to the satisfaction of the RPR. The Contractor shall dispose of these wastes in strict compliance with all applicable state, local, and federal environmental statutes and regulations.

METHOD OF MEASUREMENT

620-4 The quantity of runway and taxiway markings to be paid for shall be the number of square feet of painting performed or removed in accordance with the specifications and accepted by the Engineer.

BASIS OF PAYMENT

620-5.1 This price shall be full compensation for furnishing all materials and for all labor, equipment, tools, and incidentals necessary to complete the item complete in place and accepted by the RPR in accordance with these specifications.

Payment will be made under:

- | | |
|----------------|---|
| Item P-620-5.1 | Runway and Taxiway Marking with Glass Beads – per square foot |
| Item P-620-5.2 | Remove Existing Pavement Markings – per square foot |

REFERENCES

The publications listed below form a part of this specification to the extent referenced. The publications are referred to within the text by the basic designation only.

ASTM International (ASTM)

ASTM D476	Standard Classification for Dry Pigmentary Titanium Dioxide Products
ASTM D968	Standard Test Methods for Abrasion Resistance of Organic Coatings by Falling Abrasive
ASTM D1652	Standard Test Method for Epoxy Content of Epoxy Resins
ASTM D2074	Standard Test Method for Total, Primary, Secondary, and Tertiary Amine Values of Fatty Amines by Alternative Indicator Method
ASTM D2240	Standard Test Method for Rubber Property - Durometer Hardness
ASTM D7585	Standard Practice for Evaluating Retroreflective Pavement Markings Using Portable Hand-Operated Instruments
ASTM E303	Standard Test Method for Measuring Surface Frictional Properties Using the British Pendulum Tester
ASTM E1710	Standard Test Method for Measurement of Retroreflective Pavement Marking Materials with CEN-Prescribed Geometry Using a Portable Retroreflectometer
ASTM E2302	Standard Test Method for Measurement of the Luminance Coefficient Under Diffuse Illumination of Pavement Marking Materials Using a Portable Reflectometer
ASTM G154	Standard Practice for Operating Fluorescent Ultraviolet (UV) Lamp Apparatus for Exposure of Nonmetallic Materials

Code of Federal Regulations (CFR)

40 CFR Part 60, Appendix A-7, Method 24	Determination of volatile matter content, water content, density, volume solids, and weight solids of surface coatings
29 CFR Part 1910.1200 Hazard Communication	

Federal Specifications (FED SPEC)

FED SPEC TT-B-1325D	Beads (Glass Spheres) Retro-Reflective
FED SPEC TT-P-1952F	Paint, Traffic and Airfield Marking, Waterborne
FED STD 595	Colors used in Government Procurement

Commercial Item Description

A-A-2886B	Paint, Traffic, Solvent Based
-----------	-------------------------------

Advisory Circulars (AC)

AC 150/5340-1	Standards for Airport Markings
AC 150/5320-12	Measurement, Construction, and Maintenance of Skid Resistant Airport Pavement Surfaces

END OF ITEM P-620

ITEM S-126
PROJECT SURVEY AND STAKEOUT

126-1 DESCRIPTION

126-1.1 Under this item, the Contractor shall do all necessary surveying required to construct all elements of the Project as shown on the Plans and specified in the Proposal and Specifications. This shall include but not be limited to stakeout, layout and elevations for pavements, structures, forms and appurtenances as shown and required, consistent with the current practices and shall be performed by competently qualified personnel acceptable to the Engineer. The stakeout survey shall proceed immediately following the award of the Contract and shall be expeditiously progressed to completion in a manner and at a rate satisfactory to the Engineer. The Contractor shall keep the Engineer fully informed as to the progress of the stakeout survey. All survey work shall be provided under the direction of a licensed land surveyor. As-built survey will also be included in the item.

126-2 MATERIALS.

126-2.1 All instruments, equipment, stakes and any other material necessary to perform the work satisfactorily shall be provided by the Contractor.

All stakes used shall be of a type approved by the Engineer. It shall be the Contractor's responsibility to maintain these stakes in their proper position and location at all times.

126-3 CONSTRUCTION DETAILS.

126-3.1 The Contractor shall trim trees, brush and other interfering objects, not inconsistent with the Plans, from survey lines in advance of all survey work to permit accurate and unimpeded work by his stakeout survey crews and cross-section and topographical survey crews.

The exact position of all work shall be established from control points, baseline transit points or other points of similar nature which are shown on the Plans and/or modified by the Engineer. Any error, apparent discrepancy or absence in or of data shown or required for accurately accomplishing the stakeout survey shall be referred to the Engineer for interpretation.

The Contractor shall place two offset stakes or references at each centerline station and at such intermediate locations as the Engineer may direct. From computations and measurements made by the Contractor, these stakes shall be clearly and legibly marked with the correct centerline station number, offset and cut or fill to permit the establishment of the exact centerline location and elevation during construction. If markings become faded or blurred for any reason, the markings shall be restored by the Contractor and at the request of the Engineer. The Contractor shall locate and place all cut, fill, slope, fine grade or other stakes and points, as the Engineer may direct, for the proper progress of the work. All control points shall be properly guarded and flagged for easy identification.

Drainage structures shall be staked out by the Contractor at the locations and elevations shown on the Plans or as specified by the Engineer.

Reference points, baselines, stakes and benchmarks for borrow pits shall be established by the Contractor.

Permanent survey marker locations shall be established and referenced by the Contractor.

The Contractor shall be responsible for the accuracy of his work and shall maintain all reference points, stakes, etc., throughout the life of the Contract. Damaged or destroyed points, benchmarks or stakes, or any reference points made inaccessible by the progress of the construction, shall be replaced or transferred by the Contractor. Any of the above points which may be destroyed or damaged shall be transferred by the Contractor before construction begins. All control points shall be referenced by ties to acceptable objects and recorded. Any alterations or revisions in the ties shall be so noted and the information furnished to the Engineer immediately. All stakeout survey work shall be referenced to the centerlines shown on the Plans. All computations necessary to establish the exact position of the work from control points shall be made and preserved by the Contractor. All computations, survey notes and other records necessary to accomplish the work, shall be neatly made. Such computations, survey notes and other records shall be made available to the Engineer upon request and delivered to the Engineer not later than the date of acceptance of the Contract, to become the property of the owner.

The Engineer may check all or any portion of the stakeout survey work or notes made by the Contractor. Any necessary correction to the work shall be made immediately by the Contractor. Such checking by the Engineer shall not relieve the Contractor of any responsibilities for the accuracy or completeness of his work.

Prior to final cross-section and topographical survey of the Project by the Contractor, the Contractor shall re-establish centerline or baseline points and stationing as required by the Engineer. The As-Built cross sections and topography, extending to the grading limits, with defined breaklines shall be provided to the Engineer in a three dimensional electronic .DWG format.

Prior to final cross-section survey of any borrow pits by the Contractor, the Contractor shall reestablish baseline points and stationing, as well as any necessary benchmarks as required by the Engineer.

The Contractor will be required to provide original ground and finished grade topographical and cross-sections of the project area. As-Built elevations and inverts of drainage structures and piping shall also be taken as well as above ground physical features such as lights and signs. The Contractor shall provide the Owner and engineer with electronic copies of all original ground and as-built survey information, including a three dimensional Digital Terrain Model (DM) and invert elevations.

During the progress of the construction work, the Contractor will be required to furnish all of the surveying and stakeout incidental to the proper location by line and grade for each phase of the work. For paving and any other operation requiring extreme accuracy, the Contractor will restake with pins or other acceptable hubs located directly adjacent to the work at a spacing directed by the Engineer.

Any existing stakes, iron pins, survey monuments or other markers defining property lines which may be disturbed during construction shall be properly tied into fixed reference points before construction begins and accurately reset in their proper position upon completion of the work.

Just prior to completion of the Contract, the Contractor shall reestablish if necessary, and retie all control points as permanently as possible, to the satisfaction of the Engineer.

126-4 METHOD OF MEASUREMENT.

126-4.1 Measurement for project survey, stake-out and as-built survey will be made on a lump sum basis.

126-5 BASIS OF PAYMENT.

126-5.1 The lump sum price bid shall include the cost of furnishing all labor, equipment, instruments and all other material necessary to satisfactorily complete the Project surveying and stakeout and as-built survey as specified. Partial payments may be made at the discretion of the Engineer as the work progresses.

Payment will be made under:

Item S-126-5.1 – Project Survey and Stakeout – per Lump Sum

END OF ITEM S-126

ITEM T-900
TURF RESTORATION INCLUDING TOPSOIL

900-1 DESCRIPTION

900-1.1 This item shall consist of topsoil placement, soil preparation, seeding, mulching, and fertilizing the areas shown on the Plans or as directed by the Engineer in accordance with these specifications.

900-2 MATERIALS

900-2.1 Topsoil: Topsoil shall be the surface layer of soil with no admixture, refuse or any material toxic to plant growth, and it shall be reasonably free from subsoil and stumps, roots, brush, stones (2 inches (50 mm) or more in diameter), clay lumps or similar objects. Brush and other vegetation which will not be incorporated with the soil during handling operations shall be cut and removed. Ordinary sods and herbaceous growth such as grass and weeds are not to be removed but shall be thoroughly broken up and intermixed with the soil during handling operations. The topsoil or soil mixture, unless otherwise specified or approved, shall have a pH range of approximately 5.5 pH to 7.6 pH, when tested in accordance with the methods of testing of the Association of Official Agricultural Chemists in effect on the date of invitation of bids. The organic content shall be not less than 3% nor more than 20% as determined by the wet-combustion method (chromic acid reduction). There shall be not less than 20% nor more than 80% of the material passing the 200 mesh (.075 mm) sieve as determined by the wash test in accordance with ASTM C 117. Imported topsoil shall be screened and comply with the above.

Natural topsoil may be amended by the Contractor with approved materials and methods to meet the above Specifications.

900-2.2 Topsoil Inspection and Tests: The Engineer shall be notified of the source of topsoil to be furnished by the Contractor. The topsoil shall be inspected to determine if the selected soil meets the requirements specified and to determine the depth to which stripping will be permitted. At this time, the Contractor may be required to take representative soil samples from several locations within the area under consideration and to the proposed stripping depths for testing purposes as specified in 900-2.1.

900-2.3 Seed: The species and application rates of grass, legume, and cover-crop seed furnished shall be those stipulated herein. Seed shall conform to the requirements of Federal Specification JJJ-S-181.

Seed shall be furnished separately or in mixtures in standard containers with the seed name, lot number, net weight, percentages of purity and of germination and hard seed, and percentage of maximum weed seed content clearly marked for each kind of seed. The Contractor shall furnish the Engineer duplicate signed copies of a statement by the vendor certifying that each lot of seed has been tested by a recognized laboratory for seed testing within six (6) months of date of delivery. This statement shall include: name and address of laboratory, date of test, lot number of each kind of seed, and the results of tests as to name, percentages of purity and of germination, and percentage of weed content for each kind of seed furnished, and, in the case of a mixture, the proportions of each kind of seed.

Seeds shall be applied as follows:

Seed	Minimum Germination (Percent)	Rate of Application of Pure Live Seed lb./Acre	Weed Percent
Titan LTD Tall Fescue	85	24.75	0.02
Rendition Tall Fescue	85	24.50	0.02
Pennant II Perennial Rye Grass	90	24.50	0.02
Kentucky-31 Tall Fescue	85	24.25	0.02
Other Crop Seeds	-	1.30	
Inert Matter	-	0.68	
Weed Seed	-	<u>0.02</u>	
		100 lbs. /Acre	

Seeding shall be performed during the period between March 1 to June 15 or between September 15 and December 1 inclusive, unless otherwise approved by the Engineer.

900-2.4 FERTILIZER. Fertilizer shall be standard commercial fertilizers supplied separately or in mixtures containing the percentages of total nitrogen, available phosphoric acid, and water-soluble potash. They shall be applied at the rate and to the depth specified herein, and shall meet the requirements of Fed. Spec. O-F-241 and applicable state laws. They shall be furnished in standard containers with name, weight, and guaranteed analysis of contents clearly marked thereon. No cyanamide compounds or hydrated lime shall be permitted in mixed fertilizers.

The fertilizers may be supplied in one of the following forms:

- a. A dry, free-flowing fertilizer suitable for application by a common fertilizer spreader;
- b. A finely-ground fertilizer soluble in water, suitable for application by power sprayers; or
- c. A granular or pellet form suitable for application by blower equipment.

Fertilizers shall be 10-6-4 commercial fertilizer and shall be spread at the rate of 1000 lb. per acre (1,120 kg/hectare).

900-2.5 Mulch Material: Mulch materials shall be approved by the Engineer. Acceptable mulch shall be the materials listed below or any approved locally available material that is similar to those specified. Low grade, musty, spoiled, partially rotted hay, straw, or other materials unfit for animal consumption will be acceptable. Mulch materials, which contain matured seed of species which would volunteer and be detrimental to the proposed overseeding or to surrounding farmland, will not be acceptable. Straw or other mulch material which is fresh and/or excessively brittle or which is in such an advanced stage of decomposition as to smother or retard the planted grass, will not be acceptable.

- A. Manufactured Mulch: Cellulose-fiber or wood-pulp mulch shall be products commercially available for use in spray applications.
- B. Hay: Hay shall be native hay, Sudan grass hay, broomsedge hay, legume hay, or similar hay or grass clippings.

900-2.6 Inspection: Within five (5) days after acceptance of the bid, the Engineer shall be notified of sources and quantities of mulch materials available and the Contractor shall furnish him with representative samples of the materials to be used. These samples may be used as standards with the approval of the Engineer and any materials brought on the site which do not meet these standards shall be rejected.

900-3 SUBMITTALS AND CERTIFICATIONS

900-3.1 Submittals of "Shop and Setting Drawings," "Working Drawings," "Catalog Data," and "Certifications" shall be submitted in accordance with appropriate sections of the General Provisions. Submittals and Certifications are as follows:

- Certification mulch materials meets the requirements specified.
- Certification that the seed mixture meets the requirements specified.
- Certification that the fertilizer meets the requirements specified.
- Certification of topsoil tests.

900-4 CONSTRUCTION METHODS

900-4.1 Advance Preparation and Cleanup: After grading of areas has been completed and before applying fertilizer, areas to be seeded shall be raked or otherwise cleared of stones larger than 2 inches (50 mm) in any diameter, sticks, stumps, and other debris which might interfere with sowing of seed, growth of grasses, or subsequent maintenance of grass-covered areas. If any damage by erosion or other causes has occurred after the completion of grading and before beginning the application of fertilizer, the Contractor shall repair such damage. This may include filling gullies, smoothing irregularities and repairing other incidental damage.

An area to be seeded shall be considered a satisfactory seedbed without additional treatment if it has recently been thoroughly loosened and worked to a depth of not less than 5 inches (125 mm) as a result of grading operations and, if immediately prior to seeding, the top 3 inches (75 mm) of soil is loose, friable, reasonably free from large clods, rocks, large roots or other undesirable matter and if shaped to the required grade. However, when the area to be seeded is sparsely sodded, weedy, barren, and unworked or packed and hard, any grass and weeds shall first be cut or otherwise satisfactorily disposed of, and the soil then scarified or otherwise loosened to a depth not less than 5 inches (125 mm). Clods shall be broken and the top 3 inches (75 mm) of soil shall be worked into a satisfactory seedbed by disking or by use of cultipackers, rollers, drags, harrows, or other appropriate means.

900-4.2 Dry Application Method: (Not Permitted)

- a. ~~Fertilizing. Following advance preparations and cleanup, fertilizer shall be uniformly spread at the rate, which will provide not less than the minimum quantity specified in paragraph 901 2.2.~~
- b. ~~Seeding. Grass seed shall be sown at the rate specified immediately after fertilizing and the fertilizer and seed shall be raked within the depth range stated herein. Seeds of legumes, either alone or in mixtures, shall be inoculated before mixing or sowing, in accordance with the instructions of the manufacturer of the inoculate. When seeding is required at other than the seasons shown on the Plans or in the Specifications, a cover crop shall be sown by the same methods required for grass and legume seeding.~~

- c. ~~Rolling. After the seed has been properly covered, the seedbed shall be immediately compacted by means of an approved lawn roller, weighing 40 to 65 pounds (60 to 96 kg) per foot (meter) of width for clay soil (or any soil having a tendency to pack) and weighing 150 to 200 (225 to 300kg) pounds per foot (meter) of width for sandy or light soils.~~

900-4.3 Wet Application Method:

- a. General. The Contractor shall apply seed, mulch, and fertilizer by spraying them on the previously prepared seedbed in the form of an aqueous mixture and by using the methods and equipment described herein. The rates of application shall be as specified.
- b. Spraying Equipment. The spraying equipment shall have container or water tank equipped with a liquid level gauge calibrated to read in increments not larger than 50 gallons (190 liters) over the entire range of the tank capacity, mounted to be visible to the nozzle operator. The container or tank shall also be equipped with a mechanical power-driven agitator capable of keeping all the solids in the mixture in complete suspension at all times until used.

The unit shall also be equipped with a pressure pump capable of delivering 100 gallons (380 liters) per minute at a pressure of 100 pounds per square inch (690 kpa). The pump shall be mounted in a line, which will recirculate the mixture through the tank whenever it is not being sprayed from the nozzle. All pump passages and pipelines shall be capable of providing clearance for 5/8 inch (16 mm) solids. The power unit for the pump and agitator shall have controls mounted to be accessible to the nozzle operator. There shall be an indicating pressure gauge connected and mounted immediately at the back of the nozzle.

The nozzle pipe shall be mounted on an elevated-supporting stand in such a manner that it can be rotated through 360 degrees horizontally and inclined vertically from at least 20 degrees below to at least 60 degrees above the horizontal. There shall be a quick-acting, three-way control valve connecting the recirculating line to the nozzle pipe and mounted so that the nozzle operator can control and regulate the amount of flow of mixture delivered to the nozzle. At least three different types of nozzles shall be supplied so that mixtures may be properly sprayed over a distance varying from 20 feet (6 meters) to 100 feet (30 meters). One shall be a close-range ribbon nozzle, one a medium-range ribbon nozzle and one a long-range jet nozzle. For ease of removal and cleaning, all nozzles shall be connected to the nozzle pipe by means of quick-release couplings.

In order to reach areas inaccessible to the regular equipment, an extension hose at least 50 feet (15 meters) in length shall be provided to which the nozzles may be connected.

- c. Mixtures. Seed and fertilizer shall be mixed together in the relative proportions specified, but not more than a total of 220 pounds (100 kg) of these combined solids shall be added to and mixed with each 100 gallons (380 liters) of water.

All water used shall be obtained from fresh water sources and shall be free from injurious chemicals and other toxic substances harmful to plant life. Brackish

water shall not be used at any time. The Contractor shall identify to the Engineer all sources of water at least 2 weeks prior to use. The Engineer may take samples of the water at the source or from the tank at any time and have a laboratory test the samples for chemical and saline content. The Contractor shall not use any water from any source, which is disapproved by the Engineer following such tests.

All mixtures shall be constantly agitated from the time they are mixed until they are finally applied to the seedbed. All such mixtures shall be used within 2 hours from the time they are mixed or they shall be wasted and disposed of at locations acceptable to the Engineer.

- d. Spraying. Mixtures of seed and fertilizer shall only be sprayed upon previously prepared seedbeds. The mixtures shall be applied by means of a high-pressure spray which shall always be directed upward into the air so that the mixtures will fall to the ground like rain in a uniform spray. Nozzles or sprays shall never be directed toward the ground in such a manner as might produce erosion or runoff.

Particular care shall be exercised to insure that the application is made uniformly and at the prescribed rate and to guard against misses and overlapped areas. Proper predetermined quantities of the mixture in accordance with specifications shall be used to cover specified sections of known area. Checks on the rate and uniformity of application may be made by observing the degree of wetting of the ground or by distributing test sheets of paper or pans over the area at intervals and observing the quantity of material deposited thereon.

On surfaces, which are to be mulched as indicated by the Plans or designated by the Engineer, seed and fertilizer applied by the spray method need not be raked into the soil or rolled. However, on surfaces on which mulch is not to be used, the raking and rolling operations will be required after the soil has dried.

900-4.4 Maintenance of Seeded Areas: The Contractor shall protect seeded areas against traffic or other use by warning signs or barricades, as approved by the Engineer. Surfaces gullied or otherwise damaged following seeding shall be repaired by regrading and reseeding as directed. The Contractor shall mow, water as directed, and otherwise maintain seeded areas in a satisfactory condition until final inspection and acceptance of the work.

When either the dry or wet application method outlined above is used for work done out of season, it will be required that the Contractor establish a good stand of grass of uniform color and density to the satisfaction of the Engineer. If at the time when the Contract has been otherwise completed, it is not possible to make an adequate determination of the color, density and uniformity of such stand of grass, payment for the unaccepted portions of the areas seeded out of season will be withheld until such time as these requirements have been met.

900-5 METHOD OF MEASUREMENT

901-5.1 No direct measurement of turf restoration will be made.

900-6 BASIS OF PAYMENT

900-6.1 Payment for turf restoration shall be made on a lump sum basis. The payment shall be full compensation for furnishing and placing all material and for all labor, equipment, tools, and incidentals necessary to complete the work. The item shall include all grading, topsoil, raking, seeding, mulching, and maintaining the turf areas until grass is suitably established.

Payment will be made under:

Item T-900-5.1 – Turf Restoration Including Topsoil - Per Lump Sum

MATERIAL REQUIREMENTS

ASTM C 117 Materials finer than 75 um (No. 200) sieve in mineral aggregates by washing

Fed. Spec. JJJ-S-181 – Agricultural Seeds

Fed. Spec. 0-1-2410 Commercial Mixed Fertilizer

END OF ITEM T-900

